arXiv:2610.00691v1 [cs.CV] 30 Sep 2026

SOUNDWICH: VIDEO GENERATION WITH LAYERED AND CONTROLLABLE AUDIO

Zhuo Ning[1] **AmirHossein Naghi Razlighi**[2,3] **Sagi Polaczek**[4]
Daniel Cohen-Or[4] **Ali Mahdavi-Amiri**[1]
[1]Simon Fraser University [2]University of Cyprus
[3]CYENS Centre of Excellence [4]Tel Aviv University

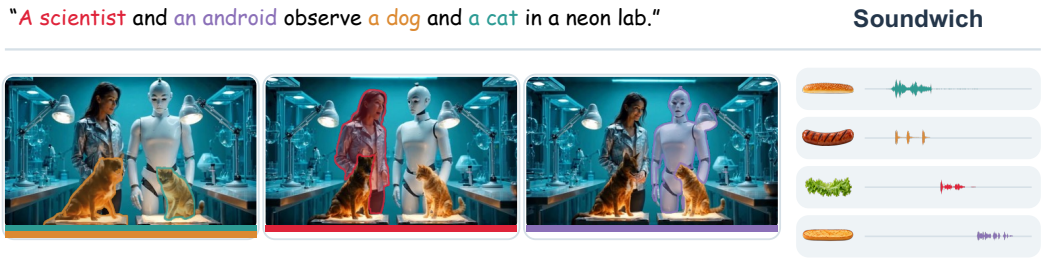

Figure 1: **Soundwich generates layered audio for a shared video.** Given a scene with N sound sources, our method generates a shared video together with N separate and editable audio stems, one for each source. Like the ingredients of a sandwich, the sounds form distinct layers that remain synchronized with the same scene and can be independently controlled, mixed, muted, or replaced.

ABSTRACT

Recent joint audio-video generative models can synthesize realistic videos with synchronized sound, but typically generate audio as a single mixed track. This limits source-level control and differs from practical audiovisual workflows, where speech, music, sound effects, and ambient sounds are represented as separate editable tracks. We introduce Soundwich, a training-free framework that transforms a frozen joint audio-video flow-matching model into a generator of multiple synchronized, independently editable audio stems coupled to a shared video. Soundwich generates separate audio stems with explicit control over their temporal activity. To keep separately generated sounds coherent, we introduce a shared scene representation that communicates global audiovisual context across stems while preserving their source-level separation. We further route cross-modal interactions between each audio stem and its corresponding visual source, improving audiovisual consistency. The resulting stems remain synchronized with the video and can be independently retimed, muted, replaced, or remixed. Experiments and human evaluations show improved temporal control, source separation, and naturalness, while enabling flexible source-level editing within coherent audiovisual generation. Code is available at `https://github.com/CodyNing/Soundwich`.

1 INTRODUCTION

Recent advances in generative models have made it possible to synthesize increasingly realistic videos together with their corresponding audio. Joint audio-video generation is particularly appealing because sound and visual content are generated within a shared process, allowing speech, object interactions, music, and ambient sounds to emerge in synchronization. Yet, despite impressive progress in generation quality, these models largely treat audio as a single monolithic output. This is fundamentally different from how audiovisual content is created and edited in practice, where speech, music, sound effects, and ambience are typically represented as separate layers that can be independently manipulated.

Our goal is to bring this *layered* representation to joint audio-video generation. Given a scene with multiple sound sources, we aim to generate a single video together with synchronized audio stems, each corresponding to a particular source and independently *controllable*. For example, a scene with two people speaking over background music would produce separate stems for the two speakers and the music, all synchronized with the same generated video. Beyond separating these sources, the layered representation provides natural handles for controlling them: a source can be specified by its semantic *content* and, when desired, by when it should be *active* (e.g., sec. 3–5). Notably, temporal control is optional: Soundwich can separate sources even when their activity fully overlaps (see Section 4.2). The resulting stems can then be retimed, muted, replaced, or remixed independently.

Achieving such a layered representation with a pretrained joint audio-video model is not straightforward. The model is designed to evolve a single audio trajectory jointly with a video trajectory, ultimately producing one mixed soundtrack. A natural way to introduce layers is to expand the audio trajectory into a batch of source-specific trajectories, each with its own conditioning, while retaining a single shared video trajectory. However, this construction introduces a fundamental challenge. The audio stems need to share information through the common video to remain coherent parts of the same scene, while this shared representation also creates a path for interference: sound from one stem may leak into another or become associated with the wrong visual entity.

We introduce *Soundwich*, named after its layered representation of sound, a training-free framework that addresses this challenge. Soundwich generates multiple source-specific audio trajectories in parallel while maintaining a single shared video trajectory, as illustrated in Figure 1. It carefully controls how information is shared across these trajectories, allowing the stems to benefit from common scene context while limiting cross-source leakage. Soundwich organizes this process around two complementary roles: Stem Formation establishes each source stem's identity, content, and timing, while Scene Integration coordinates the stems through shared scene context and associates them with their corresponding visual sources. On top of this layered generation, Soundwich provides additional control handles over individual sources, including their semantic content and, when desired, their temporal activity.

Our main contribution is a training-free framework for layered audio-video generation from a pretrained joint generator. Soundwich enables (i) the joint generation of multiple source-specific audio stems with a shared video, (ii) source-level semantic and temporal control, and (iii) coherent interaction between the stems and their corresponding visual sources. Together, these capabilities turn a monolithic generated soundtrack into a layered and editable representation, bringing joint audio-video generation closer to practical audiovisual creation workflows.

2 Related Work

Joint audio-video and multi-stem generation. Approaches to joint audio-video generation include coupled modality-specific denoisers Ruan et al. (2023), inference-time alignment of separately pretrained generators Xing et al. (2024), dual-stream transformer architectures such as SyncFlow, Ovi, UniAVGen, and LTX-2 Liu et al. (2024); Low et al. (2025); Zhang et al. (2026a); HaCohen et al. (2026), and single-stream transformers such as MiniMax H3 MiniMax (2026). These joint audiovisual priors have also been adapted for video dubbing Chen et al. (2026), instruction-guided audio-video editing Zheng et al. (2026), and joint appearance and voice personalization Dahan et al. (2026). Such systems generate a single mixed soundtrack, rather than a set of isolated audio stems that can be independently retimed, remixed, or removed. Audio-only work has explored structured multi-source generation more directly. Generalized Multi-Source Inference constructs a variable set of coherent music sources at inference time from text-conditioned diffusion models Postolache et al. (2024), while MusicGen-Stem, MGE-LDM, and Stemphonic learn multi-track generation, editing, imputation, or source extraction from music data Rouard et al. (2025); Chae & Lee (2025); Wu et al. (2026). These methods establish the value of joint stem modeling, but remain audio-only and predominantly music-specific. Step-by-Step V2A generates complementary tracks for a fixed video using a fine-tuned guidance model, conditioning on earlier audio for acoustic context while discouraging duplication across tracks Hayakawa et al. (2026). Soundwich instead adapts a frozen joint audio-video generator to produce speech, music, and general sounds as separate stems coupled to one shared video.

Guidance and temporal control. Independent source conditions do not by themselves guarantee source identity or event timing. Classifier-free and compositional guidance provide general mechanisms for strengthening and combining conditions Ho & Salimans (2021); Liu et al. (2022), while temporally controllable audio models incorporate timestamp conditions, structured scripts, or learned temporal controllers Xie et al. (2025); Zhang et al. (2026b); Li et al. (2026b;a); Jiang et al. (2026). FreeAudio instead manipulates attention and composes latent windows to obtain training-free timing control in a text-to-audio model Jiang et al. (2025). Activation steering provides another inference-time control mechanism: CASteer derives directions from cross-attention activations and injects them to add or suppress image concepts without retraining Gaintseva et al. (2026). Unlike these settings, Soundwich must coordinate the timing of multiple isolated sources with a jointly evolving video while retaining every source as an editable output.

Audiovisual source grounding and entity control. Audiovisual grounding and separation methods associate sounding regions or visual objects with components of an observed audio mixture Zhao et al. (2018); Gao & Grauman (2019); Tian et al. (2021). SAM Audio provides general source separation with text, visual, and temporal prompts Shi et al. (2025). Video-to-audio systems also introduce source-level generation control: DualDub uses separate decoders for speech and background audio Tian et al. (2025), SelVA selects a text-specified source from a multi-object video Lee et al. (2026), and SAGANet conditions sound synthesis on a selected object's segmentation mask Viertola et al. (2026). These video-to-audio methods operate on a fixed input video. In joint audio-video generation, attention steering has been used to reduce cross-modal semantic leakage and improve source grounding Polaczek et al. (2026). To ground individual output stems, Soundwich segments entities in its generated video and restricts the stem-video attention of each output stem to its corresponding entity during audiovisual refinement.

Shared attention across diffusion trajectories. Shared-attention methods couple diffusion trajectories to preserve style, appearance, or source content across generated images Hertz et al. (2024); Cao et al. (2023). Untwisting RoPE further analyzes how positional encoding can cause shared-attention queries to copy spatially aligned reference content Mikaeili et al. (2026). Soundwich uses cross-trajectory attention for a different purpose: an asymmetric gather-broadcast topology lets a persistent scene stem collect context from the active source stems and return shared acoustic information to them. This coordination preserves common scene context while keeping the decoded stems separate and independently editable.

3 METHOD

A conventional joint audio–video generator evolves a single audio trajectory together with a video trajectory, producing one video with a mixed soundtrack. Soundwich instead expands the audio trajectory into N source-specific trajectories while retaining a shared video trajectory. Each trajectory produces a separately editable audio track, which we call a *source stem*.

The layered representation exposes several controls over each source. We denote the visual prompt by p^v. For source i, p_i^+ describes the desired sound, while p_i^- specifies competing sounds to exclude. Optionally, $\mathcal{W}_i$ specifies the intervals in which the source should be active; when $\mathcal{W}_i$ is empty, its timing is left unconstrained. For visible sound-producing entities, q_i describes the corresponding entity and is used to obtain its video segmentation mask; q_i is omitted for audio-only sources such as background noise or music. Different sources may have overlapping activity intervals, allowing simultaneous sounds while keeping them on separate editable stems. Together, $\mathcal{S} = \{(p_i^+, p_i^-, \mathcal{W}_i, q_i)\}_{i=1}^N$ conditions a video x^v and audio stems $\{x_i^a\}_{i=1}^N$.

Soundwich operates on a fixed, pretrained joint audio–video flow-matching transformer with frozen parameters θ Lipman et al. (2023). At noise level σ, the model takes noisy audio and video states (z_σ^a, z_σ^v) and predicts a velocity field. For modality $\mu \in \{a, v\}$ and text condition y, we denote this by $v_\theta^{\mu,y}$ and obtain the clean estimate as:

$$D_\theta^{\mu,y}(\sigma) = z_\sigma^\mu - \sigma v_\theta^{\mu,y}(z_\sigma^a, z_\sigma^v, \sigma). \tag{1}$$

Classifier-free guidance (CFG) combines positive and negative conditional predictions. The transformer uses separate audio and video self-attention, together with audio-to-video (A2V) and video-to-audio (V2A) attention. Soundwich modifies the intermediate audio states and attention connections without changing the pretrained model parameters.

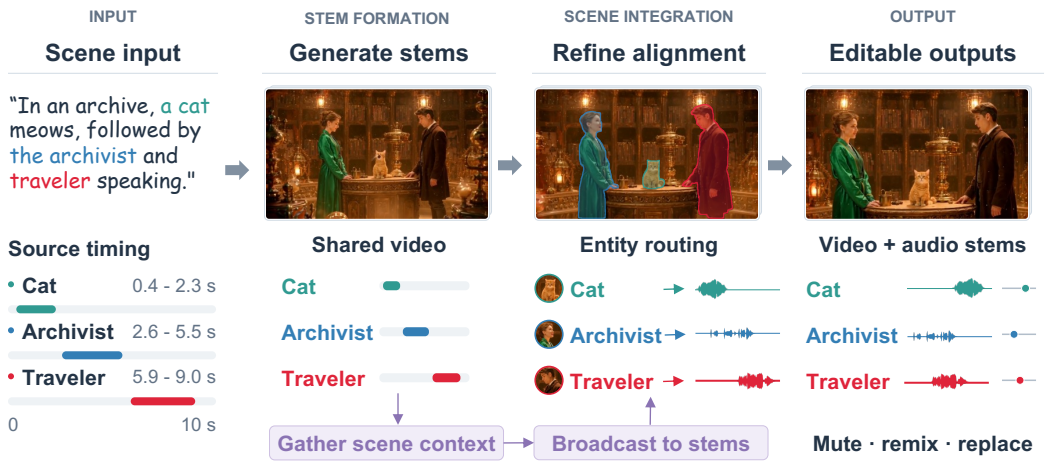

Figure 2: **Overview of Soundwich**. Stem Formation expands the audio trajectory into N editable source stems and one internal scene stem while retaining a shared video trajectory. Per-stem CFG and cached carrier replay isolate and schedule the sources, while the scene stem gathers shared context. Scene Integration uses entity-aware cross-modal attention to associate each stem with its corresponding visual source and broadcasts scene context back to the stems. The resulting N synchronized audio stems can be independently retimed, muted, replaced, or remixed.

Our main technical challenge is to coordinate the parallel audio trajectories through the shared video while preventing information from leaking across sources. We address this via Stem Formation and Scene Integration. Stem Formation establishes each source stem's identity, content, and timing while collecting shared context in an internal scene stem. Scene Integration combines the stems into a coherent audiovisual scene by broadcasting shared scene context and using entity-aware cross-modal attention to associate each stem with its visual source. Figure 2 summarizes the method.

3.1 Stem Formation

Source Stems and Per-Stem Guidance. To produce multiple audio stems, we batch-expand the audio latent into N source-specific latent trajectories $\{z^a_{\sigma,i}\}_{i=1}^N$, which we call source stems, while retaining a shared video latent. Each source stem has its own latent trajectory and audio condition while sharing the evolving video. We add an internal scene stem $z^a_{\sigma,\text{sc}}$ to collect information across these separately represented sources for subsequent refinement.

When multiple sounds are complex and strongly entangled, separating them becomes challenging, and a single positive prompt is often not sufficient. For example, a joint generator may treat concurrent piano and violin as one musical event and reproduce both instruments in either audio stream. We therefore apply standard classifier-free guidance (CFG) (Ho & Salimans (2021)) independently to every stem. The positive prompt p_i^+ specifies the target sound, and the negative prompt p_i^- names competing sources to exclude. CFG steers the stem toward its requested source and away from competing content. The scene stem receives a joint scene condition because it must collect context from multiple sources. More details are provided in Appendix B.2.

Timeline Control with Cached Carriers. Per-stem guidance specifies what to generate; a separate temporal signal determines when to generate it. Our idea is to obtain reusable examples of sound and quiet from the model itself. We generate a reference containing the target sound, such as a meowing cat, and a second reference containing silence. Within the transformer, audio self-attention produces a feature vector at each audio-token position. We average selected reference vectors into a single vector, called a *carrier*, that can be added or blended into the corresponding features of a new generation.

For each denoising step n and block ℓ, we average high-magnitude vectors from the sounding reference into an *activation carrier* $c^+_{i,n,\ell}$ and low-magnitude vectors from the silent reference into a *suppression carrier* $s_{n,\ell}$. Magnitude is measured by root-mean-square (RMS) across feature channels. Averaging removes the explicit sequence of reference positions, so the cached vector can be repeated

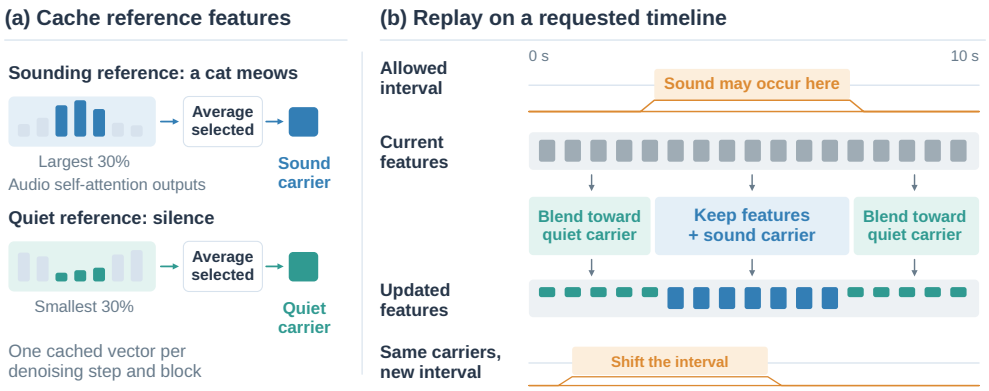

Figure 3: **Cache sound and quiet features, then replay them at new times.** **(a)** A sounding reference and a silent reference provide audio self-attention outputs. Averaging selected high- or low-magnitude vectors produces one carrier per step and block. **(b)** The activation carrier is added to the target's current self-attention output within its requested interval; outside, the output is attenuated and blended toward the quiet carrier. Changing the requested interval changes where the cached features are replayed, so the same reference generation can guide a sound at different times. Reference-bar heights indicate feature magnitude; the shaded bands show temporal guidance.

at newly requested times (Figure 3). Each source uses a matching activation reference, while sources share the quiet reference.

During target generation, we add the activation carrier to the model's current self-attention output inside the allowed intervals. Outside them, we attenuate that output and blend it toward the quiet carrier. This second path controls unwanted off-window sound: at the same suppression strengths, a cached quiet target reduces off-window activity more effectively than a zero target (Appendix E.2). The resulting features continue through the pretrained transformer to generate the source audio.

Let $h_i(\tau)$ be the target stem's current self-attention output at audio time τ. A soft activity gate $m_i(\tau)$ is one inside $\mathcal{W}_i$ and tapers linearly to zero over a short boundary region; multiple intervals use the maximum of their gates. The replay paths are summarized by

$$\widetilde{h}_i(\tau) = \underbrace{\big[1-\gamma_s(1-m_i(\tau))\big]h_i(\tau)}_{\text{retained audio features}} + \underbrace{\gamma_s(1-m_i(\tau))s_{n,\ell}}_{\text{outside suppression}} + \underbrace{\lambda_n m_i(\tau)\rho_{i,n,\ell}c^{+}_{i,n,\ell}}_{\text{inside activation}}. \tag{2}$$

Here $\rho_{i,n,\ell}$ scales activation to the receiving stem's RMS, λ_n sets its denoising-dependent strength, and γ_s summarizes off-window suppression. We use a short activation boost (0.40 for the first 10% of denoising), followed by a smaller strength (0.08) as the sound develops. The quiet carrier keeps its recorded low RMS, and 0.20-second boundary tapering makes the transition gradual. Appendix B.3 gives the reference selection, parameter settings, and exact factorization of this schematic update.

3.2 Scene Integration

Scene-Based Cross-Stem Coordination. Per-stem guidance and carrier replay help each stem generate the requested source at the correct time. However, keeping the stems fully independent can make a conversation or performance sound like a collection of unrelated recordings. Direct communication between stems can restore this shared context, but it can also cause sounds to leak from one stem to another, as shown in Appendix E.6. We therefore use an internal scene stem as a shared information buffer. In Stem Formation, the scene stem gathers information from the active source stems, capturing their timing and interactions while keeping the source stems separate. In Scene Integration, the information flow is reversed: each source stem reads from the scene stem during its active interval to recover the shared context needed for more natural interactions. The scene stem is discarded after generation, leaving only the separate editable source stems.

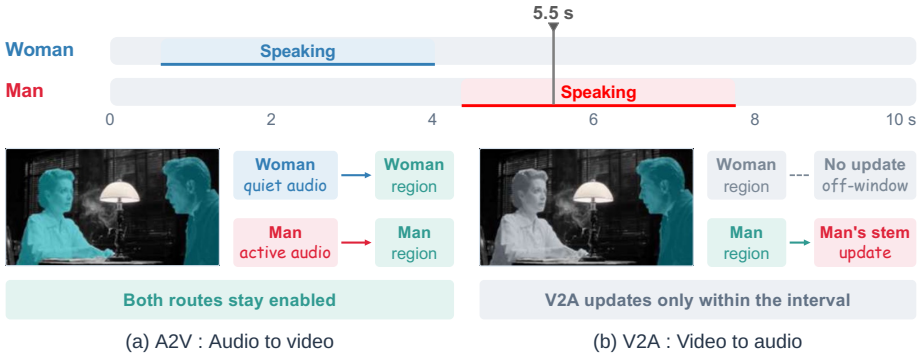

Figure 4: **Mask-guided routing at the marked time: the woman is quiet and the man is speaking. (a)** A2V links each entity to its full matching audio stem, retaining quiet conditioning outside the requested interval. **(b)** V2A reads the matching entity's visual features, then gates its update by the source timeline. The woman's V2A residual is zero while her A2V connection remains enabled. Arrows indicate information flow, and frame shading denotes enabled routing.

For the attention operations below, $\mathcal{E}$ is the set of sources selected to share scene context; Q, K, and V are the pretrained query, key, and value projections. Attn denotes scaled dot-product attention, and $[\,;\,]$ concatenates token sequences with aligned temporal positions. During Stem Formation, the scene stem gathers timing and shared context without direct communication between source stems. Let $u_i(\tau)$ and $u_{\mathrm{sc}}(\tau)$ denote the source and scene states. We combine the active source states as $r(\tau) = \sum_{i\in\mathcal{E}} m_i(\tau)u_i(\tau)$ and let the scene attend to this representation:

$$g_{\mathrm{sc}} = \mathrm{Attn}(Q(u_{\mathrm{sc}}), [K(u_{\mathrm{sc}}); K(r)], [V(u_{\mathrm{sc}}); V(r)])\,. \tag{3}$$

This captures the timing and coarse structure of the sources while keeping self-attention independent.

In Scene Integration, the information flow is reversed. Each source attends to itself and saved scene:

$$b_i = \mathrm{Attn}(Q(u_i), [K(u_i); K(u_{\mathrm{sc}})], [V(u_i); V(u_{\mathrm{sc}})])\,. \tag{4}$$

This update is applied only during the source's active interval, allowing each stem to recover shared scene context without directly attending to other stems. The scene stem is discarded after generation. Figure 5 in Appendix B.4 illustrates both directions.

Entity-routed Refinement. Stem Formation establishes source identity, timing, and a shared scene representation, but unrestricted cross-modal attention can still send one stem to the wrong visible source. Scene Integration re-noises the Stem Formation video, stem, and scene states and jointly denoises them under entity-routed cross-modal attention, restricting audio–visual information exchange according to each source's spatiotemporal mask and active interval (see Figure 2). These states provide the initial scene composition and source timing, while the added noise allows the backbone to improve video detail and audio naturalness. We guide this refinement by linking each visible entity to its own audio stem, with the detailed routing illustrated in Figure 4.

We segment each visible sound source in the Stem Formation video to obtain a spatiotemporal entity mask M_i over its video tokens. A2V and V2A use this mask differently because their queries belong to different modalities. In A2V, a video query inside M_i reads only the complete matching audio stem. Its quiet off-window tokens help guide the entity's inactive periods. In V2A, stem i reads only video keys and values inside M_i. We multiply the resulting cross-modal residual by $m_i(\tau)$ so entity features guide the audio only during its requested interval. Appendix B.5 specifies mask processing and routing for background and audio-only sources. We finally decode the refined video and source latents into one video and N editable audio stems.

4 Experiments and Applications

We evaluate how well Soundwich generates distinct sounds that follow a requested timeline and belong to the same audiovisual scene. We first compare complete outputs, then through extensive

ablations we isolate the contributions of carrier replay, source-specific guidance, scene broadcast, and entity routing. Finally, we demonstrate editing capabilities through the generated stems.

Methods and scenes. We compare Soundwich with five baselines. Standard LTX-2.5 (HaCohen et al. (2026)) generates a single audio track containing all sound sources. Naive batch expansion uses the same frozen LTX-2.5 to generate separate source-conditioned stems with a shared video, but without our proposed controls. We also compare against Ovi (Low et al. (2025)), MiniMax H3 MiniMax (2026), and Gemini Omni (Google DeepMind (2026)), which also generate all sound sources together in a single audio track. We evaluate 15 scenes with 40 sources, including dialogue, music, animal sounds, and object interactions. We use the same three seeds per scene for LTX-2.5, naive batch expansion, Ovi, MiniMax H3, and Soundwich, while Omni provides one output per scene. Results are averaged first within each scene and then across scenes. Appendix C provides settings, scene descriptions, and source schedules.

Evaluation. We evaluate control based on event timing and source content. For speech content, requested-window word error rate (WER) compares each speech segment with the recognized words within its time window. Window success measures whether an event occurs within its allowed time interval, with up to 5% of its activity allowed outside the interval, allowing a small tolerance for imprecise detected boundaries. Full-clip sound success measures whether a requested sound is detected when timing is unrestricted. Order accuracy measures whether events occur in the correct sequence, while off-window activity averages the fractions of speech and sound activity outside their allowed intervals. For source content and separation, source-assignment accuracy measures whether each stem better matches its intended source than other sources in the scene. Target CLAP measures similarity to the intended source description, while competing CLAP measures the highest similarity to another source description in the scene.

Single-track generation is evaluated with post-hoc audio separation as an alternative to generating separate stems. For speech, we use automatic speech recognition (ASR) and word-level temporal alignment on the mixed audio, which we found more reliable than separating speech with SAM Audio Shi et al. (2025). For non-speech sounds, SAM Audio extracts each requested source for activity and timing evaluation. We evaluate speech after post-hoc separation and find no improvement. Overall, post-hoc separation cannot enforce the requested timeline, and interference from jointly generated sources remains in the outputs. See Appendices D and E for full protocols and results.

4.1 Generation Results

As an example, we use Hospital Farewell, a scene where two people have an emotional exchange beside an empty hospital bed. Appendix Figure 6 compares our method with naive batch expansion in temporal control, source separation, speaking activity, emotional delivery, and acoustic consistency.

Temporal control. The woman speaks at 1.0–3.8s and the man replies at 5.0–8.2s, with a pause between. Soundwich places both turns within these windows, whereas naive batch expansion delays both voices until near the end of the clip, causing them to overlap. Across the benchmark, Soundwich achieves **93.1%** window success, compared with 15.0% for naive expansion and 85.0% for Omni (Table 1), indicating that most events remain within their allowed intervals. Relative to naive expansion, off-window activity falls from 69.7% to **1.7%**, showing that unwanted activity outside the requested windows is also substantially reduced. These results show that our timing controls preserve the requested audiovisual structure by coordinating source activity.

Source content and separation. Each voice must remain in its own stem and match the correct speaker. In Hospital Farewell, naive batch expansion places the man's voice in both stems and fails to animate the woman. Our source-specific guidance separates competing voices, while entity routing assigns each voice to the intended speaker. Across the benchmark, source-assignment accuracy rises from 82.2% to **90.0%** (Table 1), indicating less confusion between sources. For sounds with unrestricted timing, Soundwich maintains separation between overlapping sources while achieving **100.0%** full-clip sound success. Listeners prefer our separation in **74.4%** of judgments after splitting ties equally (Table 2). These results support audio separation, while the routing ablation below evaluates whether sounds activate the correct visible speaker.

Naturalness and scene fit. Correct words and speaking turns alone do not make the conversation feel natural. In Hospital Farewell, naive batch expansion produces flat, acoustically inconsistent

Table 1: **Joint generation with source-level control.** Comparison of temporal adherence, ordering, off-window activity, and source assignment for 15 scenes. Soundwich achieves the highest success for both windowed and full-clip sound requests and substantially reduces off-window activity. Source assignment is evaluated for methods producing separate stems; N/A denotes mixed-only outputs.

Method	Window WER ↓	Window success ↑	Full-clip sound success ↑	Order accuracy ↑	Off-window activity ↓	Source assignment ↑
Standard LTX-2.5	0.622	20.4%	83.3%	**100.0%**	36.5%	N/A
Naive batch expansion	0.779	15.0%	93.3%	79.3%	69.7%	82.2%
Ovi	0.552	24.1%	76.7%	97.6%	39.2%	N/A
MiniMax H3	0.440	27.0%	90.0%	96.8%	32.2%	N/A
Gemini Omni	0.072	85.0%	**100.0%**	97.4%	10.7%	N/A
Soundwich	**0.060**	**93.1%**	**100.0%**	**100.0%**	**1.7%**	**90.0%**

Table 2: **Human evaluation.** Naturalness and timeline ranks range from 1 (best) to 3. Separation preference splits ties equally; N/A denotes a mixed-only output.

Method	Naturalness rank ↓	Timeline rank ↓	Separation preference ↑
Standard LTX-2.5	2.22	2.25	N/A
Naive batch expansion	2.62	2.69	25.6%
Soundwich	**1.16**	**1.06**	**74.4%**

voices that weaken the shared setting. Soundwich better captures the woman's grief and man's regret while maintaining consistent acoustic character. Across the main study, Soundwich ranks first for naturalness in **87.0%** of judgments, with a mean rank of 1.16 versus 2.22 for standard LTX-2.5 and 2.62 for naive expansion (Table 2). These lower ranks show a preference for our outputs, highlighting the importance of shared context for coherent conversations.

4.2 Ablation Studies

Carrier replay controls event timing. To determine whether carrier replay is needed to enforce the requested schedule, we compare paired outputs with and without replay across 15 scenes. Without replay, source prompts specify what to generate but provide insufficient control over when sounds occur. Enabling replay raises window success from 15.6% to 93.3% and order accuracy from 73.3% to 100.0%, while reducing off-window activity from 63.06% to 1.23% (Table 3 (Left)). Thus, more events occur within their allowed windows and in the correct order, with substantially less activity between them. The quiet carrier contributes to this suppression by providing features that guide the model toward silence. Replacing it with zero removes that guidance, allowing the model's learned prior to produce unwanted sound (Appendix E.2). Together, these comparisons support replaying both active and quiet features to control when each source sounds and when it remains silent.

Source-specific guidance separates associated sounds. Each stem receives its own text condition to specify its sound and prevent other sources in the shared video from leaking through V2A attention. Our method does not rely on timing for separation. Across six scenes with fully overlapping sources and no timing constraints, source-specific guidance improves assignment accuracy from 61.1% to 95.8%, reduces competing-source CLAP from 0.262 to 0.115, and increases target-source CLAP from 0.313 to 0.344 (Table 3 (Middle)). Thus, source-specific guidance improves separation even with fully overlapping sources, while timing provides additional control over source activity. See Appendix E.4 for examples and details.

Scene broadcast improves contextual naturalness. While source-specific guidance keeps sounds separate, the scene stem provides the shared context needed for their emotional delivery and acoustic character to fit the same scene. We evaluate this role by comparing Scene Integration with and without scene broadcast. Adding broadcast raises the percentage of first-place rankings for contextual naturalness from 17.3% to 76.7% and for overall preference from 18.7% to 76.0% (Table 3 (Right)). This preference indicates that separating sources is not enough: they also need shared context to form a coherent interaction. Stem Formation audio serves as a sound-quality reference, with refinement raising its score from 4.66 to 6.51 without broadcast and 8.19 with broadcast (Table 17). The scene stem therefore helps reconcile distinct source content with coherent delivery.

Table 3: **Contributions of timing carriers, source-specific guidance, and scene broadcast.** Left: automatic timing evaluation on 15 scenes. Middle: source separation from six scenes on concurrent sources with unrestricted timing. Target and competing CLAP measure similarity to the intended and strongest competing source descriptions. Right: Scene Integration broadcast comparison with 150 human listening judgments per condition from 15 completed responses. Naturalness and preference report the percentage of first-place rankings. Quality is scored from 0 to 10.

Timing carriers			**Source-specific guidance**			**Scene broadcast**		
Measure	Off	On	Measure	Off	On	Measure	Off	On
Window success ↑	15.6%	**93.3%**	Target CLAP ↑	0.313	**0.344**	Naturalness ↑	17.3%	**76.7%**
Order accuracy ↑	73.3%	**100.0%**	Competing CLAP ↓	0.262	**0.115**	Quality score ↑	6.51	**8.19**
Off-window activity ↓	63.06%	**1.23%**	Source assignment ↑	61.1%	**95.8%**	Overall preference ↑	18.7%	**76.0%**

Entity routing preserves visual ownership. While scene broadcast helps sounds fit the same context, entity routing connects each sound to the movement of its intended visual source. Without routing, a sound can cause the wrong entity to move while its intended source remains inactive. Across the ten scenes in the human study, enabling routing raises correct-ownership responses from 34.7% to 95.3% and target-activation responses from 40.7% to 96.0%. These gains show that the intended source is more likely to become active and that its movement is more consistently associated with the correct sound. Entity routing therefore helps preserve the correspondence between separate audio stems and visible actions. We provide the evaluation questions and paired results in Appendix E.7.

4.3 Applications

Separate stems let users change the timing or content of a selected sound while preserving audio they want to keep. The independent editing section in our supplementary website[1] presents three before-and-after examples. In a scene where a cat meows during a conversation in an archive, we move the archivist's line earlier and the meow later while retaining the existing voices, words, and cat sound. In a dialogue between a woman and a detective, we replace the detective's reply while preserving the woman's original line and timing. In a scene where two people introduce themselves, we reverse who speaks first while keeping both recorded introductions intact. We describe the editing operations and refinement procedure in Appendix F.3.

We also show Soundwich for image-to-video generation using images from well-known animations in the supplementary video. Given an input image, Soundwich generates a video together with separate audio stems for its sound sources. This layered representation makes the generated result directly editable: we can swap dialogue between characters, change when they speak, remove individual dialogue, or remove background music while preserving the remaining audio and video.

5 Conclusion, Limitations and Future Work

We have presented a training-free technique that turns the monolithic audio output into multiple synchronized and independently controllable sound layers. Beyond the specific audio-video setting, our work suggests a broader idea: *layers can serve as handles for controlling generative content*. Rather than treating the generated output as a single inseparable signal, exposing its constituent sources as separate layers creates explicit handles for controlling, editing, and recombining the generated content. We believe this idea may extend beyond sound to other generative settings or media in which several components must remain jointly coherent while retaining individual control.

A second interesting aspect of our approach is the use of the batch dimension to create these layers. Rather than modifying the architecture to explicitly increase the dimensionality of its output, we use the batch dimension to instantiate multiple parallel trajectories, coupled through a shared generative process. In this sense, the batch dimension becomes a mechanism for introducing structure into an otherwise monolithic output. This may offer a useful design principle for introducing layered representations into other pretrained generative models.

[1] https://soundwich.avdemo.workers.dev/

Our formulation remains challenging for complex scenes with many simultaneous or ambiguous sources, where interference between layers may increase. It also inherits the limitations and biases of the underlying pretrained model. A promising direction is to automatically discover sound layers and infer their temporal structure, reducing the need for explicit source and timing specifications. Extending Soundwich to longer videos is also important, but would require dynamic audio layers, as sources may naturally enter and leave the scene over time. Automatically discovering these sources and their temporal structure could enable layered generation beyond a fixed set of predefined stems.

AI USE STATEMENT

AI assistants supported code development, evaluation scripts, literature searches, manuscript editing, and diagram layout. The authors are responsible for verifying the implementation, references, experimental results, and final text. Model-generated audio and video are the experimental outputs studied in this work.

ETHICS STATEMENT

Controllable audio-video generation can support creative editing, but can also be misused to fabricate speech or misleading audiovisual content. Generated outputs should be identified as synthetic and should not be presented as recordings of real events. Our study materials identify the stimuli as synthetic and describe voluntary participation and the use of anonymized responses. The listening-study protocol is provided in Appendix D.3; its response counts and aggregate judgments are reported there.

REPRODUCIBILITY STATEMENT

The appendices document the method settings, carrier construction, carrier-reference prompts and scene schedules, generation seeds, baseline configurations, and evaluation procedures. We specify the activity thresholds, speech-alignment exclusions, aggregation rules, and human-evaluation protocol, and report checks of the automatic evaluator. Gemini Omni uses one output per scene; its backend version was not recorded, which limits exact reproduction of that baseline.

REFERENCES

Mingdeng Cao, Xintao Wang, Zhongang Qi, Ying Shan, Xiaohu Qie, and Yinqiang Zheng. Masactrl: Tuning-free mutual self-attention control for consistent image synthesis and editing. In *Proceedings of the IEEE/CVF International Conference on Computer Vision (ICCV)*, pp. 22560–22570, October 2023.

Nicolas Carion, Laura Gustafson, Yuan-Ting Hu, Shoubhik Debnath, Ronghang Hu, Didac Suris Coll-Vinent, Chaitanya Ryali, Kalyan Vasudev Alwala, Haitham Khedr, Andrew Huang, Jie Lei, Tengyu Ma, Baishan Guo, Arpit Kalla, Markus Marks, Joseph Greer, Meng Wang, Peize Sun, Roman Rädle, Triantafyllos Afouras, Effrosyni Mavroudi, Katherine Xu, Tsung-Han Wu, Yu Zhou, Liliane Momeni, RISHI HAZRA, Shuangrui Ding, Sagar Vaze, Francois Porcher, Feng Li, Siyuan Li, Aishwarya Kamath, Ho Kei Cheng, Piotr Dollar, Nikhila Ravi, Kate Saenko, Pengchuan Zhang, and Christoph Feichtenhofer. Sam 3: Segment anything with concepts. In C. Vondrick, B. Hariharan, C. Raffel, L. Pinto, D. Yang, and A. Faust (eds.), *International Conference on Learning Representations*, volume 2026, pp. 138846–138923, 2026. URL https://proceedings.iclr.cc/paper_files/paper/2026/file/e0982cbc81401df3430ee1ff780dc7a2-Paper-Conference.pdf.

Yunkee Chae and Kyogu Lee. Mge-ldm: Joint latent diffusion for simultaneous music generation and source extraction. In D. Belgrave, C. Zhang, H. Lin, R. Pascanu, P. Koniusz, M. Ghassemi, and N. Chen (eds.), *Advances in Neural Information Processing Systems*, volume 38, Main Conference, pp. 86934–86969. Curran Associates, Inc., 2025. doi: 10.52202/085713-2908. URL https://proceedings.neurips.cc/paper_files/paper/2025/file/7dc47da8b28bb6a47bd556c0fdf8373d-Paper-Conference.pdf.

Anthony Chen, Naomi Ken Korem, Gal Zeevi, Tavi Halperin, Matan Ben Yosef, Urska Jelercic, Ofir Bibi, Or Patashnik, and Daniel Cohen-Or. Just-dub-it: Video dubbing via joint audio-visual diffusion, 2026. URL https://arxiv.org/abs/2601.22143.

Aviad Dahan, Moran Yanuka, Noa Kraicer, Lior Wolf, and Raja Giryes. Id-lora: Identity-driven audio-video personalization with in-context lora, 2026. URL https://arxiv.org/abs/2603.10256.

Tatiana Gaintseva, Andreea-Maria Oncescu, Chengcheng Ma, Ziquan Liu, Martin Benning, Gregory Slabaugh, Jiankang Deng, and Ismail Elezi. Casteer: Cross-attention steering for controllable concept erasure. In C. Vondrick, B. Hariharan, C. Raffel, L. Pinto, D. Yang, and A. Faust (eds.), *International Conference on Learning Representations*, volume 2026, pp. 40098–40110, 2026. URL https://proceedings.iclr.cc/paper_files/paper/2026/file/435422305988b73c6cc00bcb29ba2531-Paper-Conference.pdf.

Ruohan Gao and Kristen Grauman. Co-separating sounds of visual objects. In *Proceedings of the IEEE/CVF International Conference on Computer Vision (ICCV)*, October 2019.

Google DeepMind. Gemini Omni, 2026. URL https://deepmind.google/models/gemini-omni/. Public model overview. Accessed September 12, 2026.

Yoav HaCohen, Benny Brazowski, Nisan Chiprut, Yaki Bitterman, Andrew Kvochko, Avishai Berkowitz, Daniel Shalem, Daphna Lifschitz, Dudu Moshe, Eitan Porat, et al. Ltx-2: Efficient joint audio-visual foundation model. *arXiv preprint arXiv:2601.03233*, 2026.

Akio Hayakawa, Masato Ishii, Takashi Shibuya, and Yuki Mitsufuji. Step-by-step video-to-audio synthesis via negative audio guidance. In *European Conference on Computer Vision*, 2026. URL https://eccv.ecva.net/virtual/2026/poster/4191.

Amir Hertz, Andrey Voynov, Shlomi Fruchter, and Daniel Cohen-Or. Style aligned image generation via shared attention. In *Proceedings of the IEEE/CVF Conference on Computer Vision and Pattern Recognition (CVPR)*, pp. 4775–4785, June 2024.

Jonathan Ho and Tim Salimans. Classifier-free diffusion guidance. In *NeurIPS 2021 Workshop on Deep Generative Models and Downstream Applications*, 2021. URL https://openreview.net/forum?id=qw8AKxfYbI.

Yuxuan Jiang, Zehua Chen, Zeqian Ju, Chang Li, Weibei Dou, and Jun Zhu. Freeaudio: Training-free timing planning for controllable long-form text-to-audio generation. In *Proceedings of the 33rd ACM International Conference on Multimedia*, MM '25, pp. 9871–9880, New York, NY, USA, 2025. Association for Computing Machinery. ISBN 9798400720352. doi: 10.1145/3746027.3755170. URL https://doi.org/10.1145/3746027.3755170.

Yuxuan Jiang, Zehua Chen, Zeqian Ju, Yusheng Dai, Weibei Dou, and Jun Zhu. ControlAudio: Tackling text-guided, timing-indicated and intelligible audio generation via progressive diffusion modeling. In Maria Liakata, Viviane P. Moreira, Jiajun Zhang, and David Jurgens (eds.), *Proceedings of the 64th Annual Meeting of the Association for Computational Linguistics (Volume 1: Long Papers)*, pp. 1394–1413, San Diego, California, United States, July 2026. Association for Computational Linguistics. ISBN 979-8-89176-390-6. doi: 10.18653/v1/2026.acl-long.62. URL https://aclanthology.org/2026.acl-long.62/.

Junwon Lee, Juhan Nam, and Jiyoung Lee. Hear what matters! text-conditioned selective video-to-audio generation. In *Proceedings of the IEEE/CVF Conference on Computer Vision and Pattern Recognition (CVPR)*, pp. 36680–36690, June 2026.

Bingxuan Li, Yiming Cui, Yicheng He, Yiwei Wang, Shu Zhang, Longyin Wen, and Yulei Niu. Echofoley: Event-centric hierarchical control for video grounded creative sound generation. In *Proceedings of the IEEE/CVF Conference on Computer Vision and Pattern Recognition (CVPR)*, pp. 27229–27238, June 2026a.

You Li, Dewei Zhou, Fan Ma, Fu Li, Dongliang He, and Yi Yang. Foleydirector: Fine-grained temporal steering for video-to-audio generation via structured scripts. In *Proceedings of the IEEE/CVF Conference on Computer Vision and Pattern Recognition (CVPR)*, pp. 29254–29264, June 2026b.

Yaron Lipman, Ricky T. Q. Chen, Heli Ben-Hamu, Maximilian Nickel, and Matthew Le. Flow matching for generative modeling. In *The Eleventh International Conference on Learning Representations*, 2023. URL https://openreview.net/forum?id=PqvMRDCJT9t.

Haohe Liu, Gael Le Lan, Xinhao Mei, Zhaoheng Ni, Anurag Kumar, Varun Nagaraja, Wenwu Wang, Mark D Plumbley, Yangyang Shi, and Vikas Chandra. Syncflow: Toward temporally aligned joint audio-video generation from text. *arXiv preprint arXiv:2412.15220*, 2024.

Nan Liu, Shuang Li, Yilun Du, Antonio Torralba, and Joshua B. Tenenbaum. Compositional visual generation with composable diffusion models. In Shai Avidan, Gabriel Brostow, Moustapha Cissé, Giovanni Maria Farinella, and Tal Hassner (eds.), *Computer Vision – ECCV 2022*, pp. 423–439, Cham, 2022. Springer Nature Switzerland. ISBN 978-3-031-19790-1.

Chetwin Low, Weimin Wang, and Calder Katyal. Ovi: Twin backbone cross-modal fusion for audio-video generation, 2025.

Aryan Mikaeili, Or Patashnik, Andrea Tagliasacchi, Daniel Cohen-Or, and Ali Mahdavi-Amiri. Untwisting rope: Frequency control for shared attention in dits, 2026. URL https://arxiv.org/abs/2602.05013.

MiniMax. MiniMax H3, 2026. URL https://github.com/MiniMax-AI/MiniMax-H3. Accessed September 23, 2026.

Sagi Polaczek, Noa Kraicer, Gal Metzer, Zhuo Ning, Ali Mahdavi-Amiri, Daniel Cohen-Or, and Raja Giryes. The attention triangle in audio-video models, 2026. URL https://arxiv.org/abs/2609.03586.

Emilian Postolache, Giorgio Mariani, Luca Cosmo, Emmanouil Benetos, and Emanuele Rodolà. Generalized multi-source inference for text conditioned music diffusion models. In *ICASSP 2024 - 2024 IEEE International Conference on Acoustics, Speech and Signal Processing (ICASSP)*, pp. 6980–6984, 2024. doi: 10.1109/ICASSP48485.2024.10447122.

Simon Rouard, Robin San Roman, Yossi Adi, and Axel Roebel. Musicgen-stem: Multi-stem music generation and edition through autoregressive modeling. In *ICASSP 2025 - 2025 IEEE International Conference on Acoustics, Speech and Signal Processing (ICASSP)*, pp. 1–5, 2025. doi: 10.1109/ICASSP49660.2025.10890052.

Ludan Ruan, Yiyang Ma, Huan Yang, Huiguo He, Bei Liu, Jianlong Fu, Nicholas Jing Yuan, Qin Jin, and Baining Guo. Mm-diffusion: Learning multi-modal diffusion models for joint audio and video generation. In *CVPR*, 2023.

Bowen Shi, Andros Tjandra, John Hoffman, Helin Wang, Yi-Chiao Wu, Luya Gao, Julius Richter, Matt Le, Apoorv Vyas, Sanyuan Chen, Christoph Feichtenhofer, Piotr Dollár, Wei-Ning Hsu, and Ann Lee. Sam audio: Segment anything in audio, 2025. URL https://arxiv.org/abs/2512.18099.

Wenjie Tian, Xinfa Zhu, Haohe Liu, Zhixian Zhao, Zihao Chen, Chaofan Ding, Xinhan Di, Junjie Zheng, and Lei Xie. Dualdub: Video-to-soundtrack generation via joint speech and background audio synthesis. In *Proceedings of the 33rd ACM International Conference on Multimedia*, MM '25, pp. 10671–10680, New York, NY, USA, 2025. Association for Computing Machinery. ISBN 9798400720352. doi: 10.1145/3746027.3755831. URL https://doi.org/10.1145/3746027.3755831.

Yapeng Tian, Di Hu, and Chenliang Xu. Cyclic co-learning of sounding object visual grounding and sound separation. In *Proceedings of the IEEE/CVF Conference on Computer Vision and Pattern Recognition (CVPR)*, pp. 2745–2754, June 2021.

Ilpo Viertola, Vladimir Iashin, and Esa Rahtu. Video object segmentation-aware audio generation. *International Journal of Computer Vision*, 134(7):326, 2026.

Shih-Lun Wu, Ge Zhu, Juan-Pablo Caceres, Cheng-Zhi Anna Huang, and Nicholas J. Bryan. Stemphonic: All-at-once flexible multi-stem music generation. In *ICASSP 2026 - 2026 IEEE International Conference on Acoustics, Speech and Signal Processing (ICASSP)*, pp. 15067–15071, 2026. doi: 10.1109/ICASSP55912.2026.11464473.

Zeyu Xie, Xuenan Xu, Zhizheng Wu, and Mengyue Wu. Picoaudio: Enabling precise temporal controllability in text-to-audio generation. In *ICASSP 2025 - 2025 IEEE International Conference on Acoustics, Speech and Signal Processing (ICASSP)*, pp. 1–5, 2025. doi: 10.1109/ICASSP49660.2025.10890827.

Yazhou Xing, Yingqing He, Zeyue Tian, Xintao Wang, and Qifeng Chen. Seeing and hearing: Open-domain visual-audio generation with diffusion latent aligners. In *Proceedings of the IEEE/CVF Conference on Computer Vision and Pattern Recognition (CVPR)*, pp. 7151–7161, June 2024.

Guozhen Zhang, Zixiang Zhou, Teng Hu, Ziqiao Peng, Youliang Zhang, Yi Chen, Yuan Zhou, Qinglin Lu, and Limin Wang. Uniavgen: Unified audio and video generation with asymmetric cross-modal interactions. In *Proceedings of the IEEE/CVF Conference on Computer Vision and Pattern Recognition (CVPR)*, pp. 1950–1960, June 2026a.

Yiming Zhang, Yicheng Gu, Yanhong Zeng, Zhening Xing, Yuancheng Wang, Zhizheng Wu, Bin Liu, and Kai Chen. Foleycrafter: Bring silent videos to life with lifelike and synchronized sounds. *International Journal of Computer Vision*, 134(1):46, 2026b.

Hang Zhao, Chuang Gan, Andrew Rouditchenko, Carl Vondrick, Josh McDermott, and Antonio Torralba. The sound of pixels. In *Proceedings of the European Conference on Computer Vision (ECCV)*, September 2018.

Haojie Zheng, Yixin Yang, Siqi Yang, Shuchen Weng, and Boxin Shi. Instructav2av: Instruction-guided audio-video joint editing, 2026. URL https://arxiv.org/abs/2605.18467.

A SUPPLEMENTARY MATERIAL

Additional audiovisual results and interactive comparisons are available on our anonymous supplementary website: `https://soundwich.avdemo.workers.dev/`.

B DETAILED METHOD AND IMPLEMENTATION

We provide implementation details for the generation procedure described in Section 3. We first summarize the complete generation procedure, then describe source conditioning, reference capture and timeline replay, scene gathering and broadcast, and entity routing, followed by model choices and inference settings.

B.1 GENERATION PROCEDURE

Soundwich takes a visual prompt describing the scene and a separate specification for each sound source. Each source specifies the desired sound, competing sounds to exclude, and the intervals during which it should be audible. For sources associated with a visible entity, a text description identifies the entity to locate in the video. The output is one video and a separately editable audio track for each source, which we call a *source stem*. Generation proceeds as follows.

1. **Prepare reusable sound and silence references.** Before generating the target scene, we generate references containing the desired sound categories and separate references containing silence. We summarize selected intermediate audio features from these references into vectors called *carriers*. These vectors provide reusable signals for encouraging sound or quiet at specified times.
2. **Generate the initial video and source stems.** Stem Formation jointly generates one shared video and the separate source stems. Each stem receives its own sound description and exclusions to encourage the requested source and discourage competing sounds. During generation, the sound carriers encourage activity inside the requested intervals, while the silence carriers suppress activity outside them.
3. **Collect shared scene information.** Alongside the source stems, Stem Formation maintains an additional internal audio representation called the *scene stem*. It gathers information from the source stems during their active intervals, collecting their timing and shared context. The source stems do not directly read from one another during this operation.
4. **Locate the visible sound sources.** We apply a segmentation model to the video produced by Stem Formation using each visible source's text description. This produces masks identifying the region occupied by each entity over time. We inspect these masks before using them to associate the audio stems with their corresponding visible sources.
5. **Refine the video and audio together.** Scene Integration increases the spatial resolution of the video representation and adds noise to the saved video, source, and scene representations before jointly refining them. Each source stem reads context from the scene stem during its active intervals to support coherent interactions. The entity masks restrict information exchange between each visible source and its corresponding audio stem. Silence carriers continue to suppress sound outside the requested intervals.
6. **Produce editable outputs.** We decode the refined representations into the final video and individual audio stems. The stems are retained separately and combined at their specified volumes to form the mixed soundtrack. The internal scene stem is discarded.

B.2 INPUTS, SHARED VIDEO, AND GUIDANCE

Source specification. Each source is described by a positive audio prompt, an optional exclusion prompt, activity intervals, a category-matched activation reference, a mixing gain controlling its volume, and, for visible sources, a segmentation prompt. Exclusions default to the other scene sources; an explicit prompt replaces that list, while global audio-quality exclusions always apply. Multiple disjoint activity intervals are supported; a source without specified intervals remains temporally

Table 4: Sounding- and quiet-reference prompts and random seeds. The positive and negative columns give the stored reference conditions.

Source	Positive condition	Negative condition	Seed
Female speech	high quality clear female voice speaking loudly	male voice	42
Male speech	male voice speaking loudly	female voice	42
Cat meow	A cat meows loudly and repeatedly.	speech, music, silence, quiet sound	33
Violin	A violin plays loudly and continuously.	speech, noise, silence	33
Piano	A piano plays loudly and continuously.	speech, noise, silence	33
Applause	people clapping loudly and repeatedly	laughter, music	33
Door knock	A person knocks on a wooden door with loud knocks.	footsteps, speech, music	41
Footsteps	A person walks on a wooden floor with loud footsteps.	door knocking, speech, music	41
Guitar	An acoustic guitar plays loudly and continuously.	speech, noise, silence	33
Dog bark	A dog barks loudly and repeatedly.	speech, music, silence, quiet sound	31
Quiet	A uniform pure black frame remains perfectly still. Audio: digital silence, inaudible noise floor	camera cuts, text, blur, low quality. Audio: speech, music, singing, loud sound, random noise	101

unconstrained. Offscreen sounds and background music do not require a visible entity, and sources can also be selected individually to participate in gathering and receiving shared scene context.

Modality-specific guidance. Each audio stem should follow its own sound description and exclude competing sources, while the shared video should follow the complete scene description. We therefore use source-specific prompts for audio guidance and scene-level prompts for video guidance. To compute these two guidance updates, Stem Formation uses four forward passes through the joint audio–video model at each denoising step. Each pass processes the shared video and all audio stems together, producing predictions for both audio and video. We select the predictions needed for each guidance update as follows.

The first two passes compute audio guidance. Each source stem receives its positive audio prompt in the first pass and its negative audio prompt in the second. The video stream receives the positive visual prompt in both passes. We retain the audio predictions and discard the video predictions. The remaining two passes compute video guidance. The positive visual prompt conditions both audio and video in the third pass, and the negative visual prompt conditions both in the fourth. We retain the video predictions and discard the audio predictions.

Let $D_i^{a,+}$ and $D_i^{a,-}$ denote the retained positive and negative clean audio predictions, and $D^{v,+}$ and $D^{v,-}$ the corresponding video predictions. Classifier-free guidance combines them as

$$\begin{aligned} \widehat{D}_i^a &= D_i^{a,+} + (s_a - 1)\big(D_i^{a,+} - D_i^{a,-}\big), \\ \widehat{D}^v &= D^{v,+} + (s_v - 1)\big(D^{v,+} - D^{v,-}\big). \end{aligned} \tag{5}$$

We use $s_a = 7$ and $s_v = 3$. The pass count is independent of the number of sources, although computation per pass increases with source count. Scene Integration uses $s_a = s_v = 1$ and one positive-conditioned pass per step.

Shared video computation. One video latent is shared by N source-audio latents and one scene stem. Within each pass, video self-attention, text cross-attention, and feed-forward layers are evaluated once and reused across stems. A2V concatenates the source-audio keys and values along the token sequence while preserving each stem's temporal positions; the scene stem is excluded. In V2A, each audio state attends to the shared video. Source audio self-attention remains independent, with scene context exchanged through gathering and broadcast (Appendix B.4). Scene Integration further restricts A2V and V2A using entity masks (Appendix B.5).

B.3 Reference Capture and Timeline Replay

To place each sound within its requested intervals, we reuse audio features captured from references containing either the desired sound or silence. These features provide activation carriers that encourage sound inside the intervals and suppression carriers that encourage quiet outside them. We describe the reference generation, carrier capture, and replay procedure below.

Reference generation. We generate category-specific sounding references, including separate male and female speech references, and one shared quiet reference using the prompts and seeds in Table 4. Stem Formation references use the same model, denoising schedule, and CFG scales as target generation (Appendix B.6). References are generated in advance and reused across scenes, utterances, and evaluation seeds; assignments to sources were manually selected before the main comparison.

Carrier capture. At every denoising step and transformer block, we record audio self-attention outputs from the positive-conditioned reference pass. For each token vector $h_t \in \mathbb{R}^d$, its magnitude is the channel RMS, $e_t = (d^{-1} \sum_{j=1}^{d} h_{t,j}^2)^{1/2}$. Averaging the top 30% of sounding-reference vectors gives the *activation carrier*; averaging the bottom 30% of quiet-reference vectors gives the *suppression carrier*. Each carrier is a single vector without reference-time ordering, stored at unit RMS in FP16 together with its original RMS. Sources use category-matched activation carriers and share the quiet carriers.

Timeline replay. To control when each source is audible, we apply activation carriers during its requested intervals and suppress sound outside them by weakening the existing audio features and blending them with quiet-reference features. For source i, an activity gate m_i controls the transition between these operations. It equals one inside each requested interval, where activation is applied and suppression is disabled. To avoid abrupt changes, we extend each boundary with a 0.20-second linear transition. Beyond these transitions, activation is disabled ($m_i = 0$), and suppression is fully applied. For multiple intervals, we construct a gate for each interval and take their maximum at each audio position. Sources without specified activity intervals bypass carrier replay.

During Stem Formation, these operations modify the audio self-attention output at every transformer block in the positive audio pass. Let h_i denote the current self-attention output for source i, and let $s_{n,\ell}$ denote the quiet carrier captured at denoising step n and transformer block ℓ, restored to its original RMS magnitude. We define the suppression weight as $o_i = 1 - m_i$ and apply the two operations in sequence:

$$h_i' = (1 - 0.25 o_i) h_i, \qquad h_i'' = (1 - 0.60 o_i) h_i' + 0.60 o_i s_{n,\ell}. \tag{6}$$

Where suppression is fully active ($m_i = 0$), the resulting features are $0.30 h_i + 0.60 s_{n,\ell}$. Inside the requested intervals ($m_i = 1$), both operations leave h_i unchanged. We then add the scaled activation carrier to encourage the requested sound at the specified times. Equation 2 summarizes the combined suppression and activation update.

Replay scaling and schedules. After placing the activation carrier over the requested intervals, we measure its RMS and the source-feature RMS within those intervals. We scale the carrier by their source-to-carrier RMS ratio, capped at four times amplification, then apply the activation strength and activity gate before addition. The effective activation strength is 0.40 for the first 10% of Stem Formation denoising and 0.08 thereafter; quiet carriers retain their recorded low RMS.

Scene Integration applies off-window suppression without activation replay, using quiet carriers captured with the distilled model at the matching refinement step and block. Table 5 collects the settings. Appendices E.2 and E.3 compare quiet versus zero suppression targets and activation profiles within an interval, respectively.

B.4 Scene Gather and Broadcast

Separately generated source stems can follow their individual prompts while lacking the shared context of a conversation or performance. We use the internal scene stem to collect information from the active sources during Stem Formation and make that information available to each source during Scene Integration. Gathering and broadcast provide this exchange while keeping the source stems' audio self-attention separate.

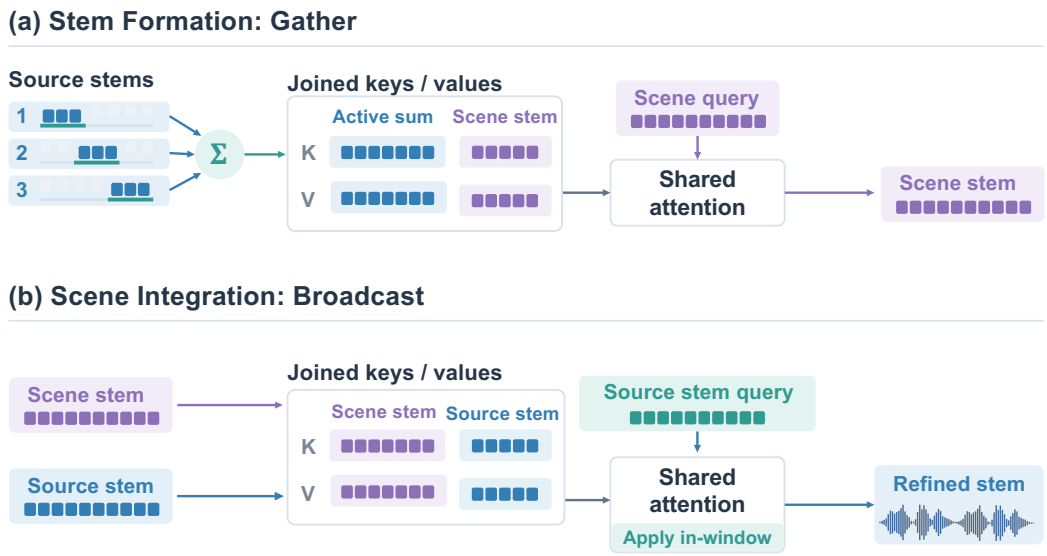

Figure 5: **Gather–broadcast attention.** **(a)** Active portions of source states are summed before projection. The scene stem queries its own keys/values and those of the aggregate, while source self-attention stays independent. **(b)** Each participating source stem queries its own and the evolving scene stem's keys/values. The shared-attention update is applied within the source's active interval. The scene latent carries context from Stem Formation to Scene Integration.

Gathering. For participating sources $\mathcal{E}$, let $u_i(\tau)$ be the current audio features at the sharing step and block, and $m_i(\tau)$ the activity gate. Before key/value projection, we form

$$r(\tau) = \sum_{i \in \mathcal{E}} m_i(\tau) u_i(\tau). \tag{7}$$

The scene queries attend to their own keys and values and those of r, while source self-attention remains independent (Figure 5(a)).

Gathering replaces the scene's self-attention output in the positive audio pass during the first half of Stem Formation denoising; ordinary self-attention resumes in the second half. Quiet-carrier suppression applies outside the union of participating sources' activity intervals.

The raw sum preserves source magnitudes. The RMS-balanced variant normalizes each source to unit RMS before gating and summing, then multiplies by the mean source RMS. Appendix C identifies the variant used for each benchmark configuration. Participation is selected per source, allowing persistent background music to bypass scene sharing while remaining an output stem. The scene prompt combines the visual description, participating-source descriptions, and global audio-quality condition.

Refinement initialization. Scene Integration starts from the saved source-audio and scene states and the video state spatially upscaled to the target resolution. Each state z_0 is mixed with Gaussian noise $\epsilon \sim \mathcal{N}(0, I)$ at $\sigma_* = 0.95$:

$$z_{\sigma_*} = (1 - \sigma_*) z_0 + \sigma_* \epsilon. \tag{8}$$

The shared video receives one noise sample, while each source and the scene receive independent samples. All states are refined jointly.

Broadcasting. During Scene Integration, each source uses the collected scene context to refine its sound as part of the same conversation or performance. We provide this context through audio self-attention: each participating source supplies its own queries and attends to both its own keys and values and those of the scene stem, as illustrated in Figure 5(b). This lets each source select information from the shared context while retaining its separate audio representation.

To keep this update on the source's existing feature scale, we first match the RMS magnitude of the attention output that includes scene context to that of the source's ordinary self-attention output.

The attention output incorporating scene context replaces the ordinary output inside the requested intervals, with gradual transitions at their boundaries. We rescale the blended result to preserve the original source RMS. Sources excluded from the gathering also bypass the broadcast.

To keep the scene stem from drifting away from the sources during refinement, we recompute the timeline-weighted source mix defined in Gathering. We use this update to preserve the overall activity pattern of the sources while allowing the audio texture to improve during refinement. We match its RMS magnitude to that of the scene features, add it with strength 0.10, and rescale the result to preserve the scene RMS.

B.5 Entity Routing and Audio Output

To associate each audio stem with its visible source, we restrict audio–video attention using masks that locate the source in the video. These masks determine which audio stem can influence each video region and which visual features can contribute to each audio stem.

Mask processing and source tracking. For each full-method sample, SAM3.1 (Carion et al., 2026) tracks visible sources in 32 frames sampled from the Stem Formation video at stride eight. Each source's segmentation prompt is applied at frame zero with score threshold 0.50. We inspect tracks before Scene Integration and can correct regions with positive or negative point prompts. Accepted masks are resampled to the spatial and temporal video-token resolution; tokens with mask values exceeding 0.05 are included.

Audio–video routing. Each visible source should respond to its own audio stem, including the periods when that stem is quiet. We therefore use A2V attention to connect video queries inside an entity's mask to its complete audio stem. Keeping this connection during quiet intervals lets the quiet audio features guide the entity's behavior when it should not produce sound. Figure 4 illustrates this routing when the woman is quiet and the man is speaking.

Each audio stem should receive visual information from its own entity during the periods when that source should produce sound. We therefore use V2A attention to pass visual information from each entity's masked region to its audio stem during the requested activity intervals. Gating this update allows the entity's visual features to guide its sound only during the requested intervals and disables their contribution during quiet periods, with gradual transitions at the interval boundaries.

When entity masks overlap, A2V assigns each video token to the source with the largest mask value. Video queries outside all entity masks can attend to all source stems with valid masks. Audio-only sources and the internal scene stem are excluded from A2V. A source without a valid mask receives no routed V2A update, while the internal scene stem uses standard V2A without mask or timeline restrictions.

Decoding and mixing. We decode each refined source separately at 24 kHz with the audio VAE and apply LTX-2.5 bandwidth extension to 48 kHz, retaining individual stems. Before mixing, we scale each stem toward peak amplitude 0.95, cap amplification at four times its original level, and leave stems with peaks below 10^{-3} unamplified. We then apply source-specific volumes and sum the stems. If the mixture's peak exceeds 0.95, we scale it down to peak amplitude 0.95.

B.6 Implementation Settings and Model Assets

Model selection. To fit generation within the 32 GB memory of our NVIDIA RTX 5090, we use 8-bit integer (INT8) quantized weights for the LTX-2.5 22B development and distilled models and the Gemma-4 12B text encoder.

Our choice of model for Stem Formation and Scene Integration follows our experimental observations. High classifier-free guidance (CFG) scales were effective with the non-distilled development model but degraded generation quality with the distilled model. We therefore use the development model for Stem Formation generation with source-specific guidance, and the distilled model for Scene Integration refinement with CFG set to 1.

Table 5: Inference settings for carrier control, scene coordination, and entity routing. Percentages of denoising refer to progress through Stem Formation.

Component	Setting	Value
Carrier capture	Activation / suppression selection	Top 30% / bottom 30% by RMS magnitude
Carrier capture	Stored representation	One FP16 unit-RMS vector and its original RMS per step and block
Activation replay	Effective strength	0.40 for the first 10%, then 0.08
Activation replay	RMS-matching multiplier cap	4.0
Suppression	Feature attenuation / quiet-carrier blend	0.25 / 0.60
Timeline control	Boundary transition width	0.20 seconds
Stem Formation gathering	Schedule / attention strength	First 50% of denoising / 1.0
Stem Formation gathering	Source aggregation	Raw or RMS-balanced sum
Stem Formation gathering	Direct source–scene feature additions	Disabled
Scene Integration broadcast	Attention strength	1.0
Scene Integration scene update	Source-mix update strength	0.10
A2V routing	Spatial restriction / output gain	Entity mask / 1.0
V2A routing	Spatial and temporal restrictions	Entity mask and source activity gate
Entity masks	Video-token mask threshold	0.05

Generation settings. Each generated video contains 249 frames at 25 fps, corresponding to 9.96 seconds. Stem Formation operates at 384×224 resolution using the standard LTX-2.5 schedule with 40 Euler steps. Video and audio CFG scales are 3 and 7, respectively.

A $2\times$ latent spatial upscaler increases the video resolution to 768×448 before Scene Integration. Refinement uses eight Euler steps with the noise-level sequence

$$[0.95,\ 0.8375,\ 0.725,\ 0.6240,\ 0.5229,\ 0.421875,\ 0.28125,\ 0.140625,\ 0].$$

The saved video, source-audio, and scene states are re-noised at the starting level 0.95 and refined together, following Equation 8. Scene Integration uses the positive audio and video predictions without additional CFG. The video VAE, audio VAE, and spatial upscaler use BF16 precision. The final audio stems are decoded from the refined source states and extended to 48 kHz.

Method settings. Table 5 collects the settings for carrier capture and replay, scene gathering and broadcast, and entity routing. Activation strengths include the fixed carrier value scale, giving effective strengths of 0.40 for the first 10% of Stem Formation denoising and 0.08 thereafter. The benchmark includes both raw and RMS-balanced source aggregation, with the configurations identified in Appendix C.

Model assets. The development and distilled transformer files are `ltx-2.5-22b-dev-transformer-comfy-int8-convrot` and `ltx-2.5-22b-distilled-transformer-comfy-int8-convrot`. The text encoder is `gemma4-12b-with-proj-ltx-2.5-comfy-int8-convrot`. All three files use the `.safetensors` extension and contain prequantized weights. The video VAE, audio VAE, and spatial upscaler are the corresponding BF16 LTX-2.5 assets.

C Experimental Setup

Implementation settings and evaluation protocols appear in Appendices B.6 and D.

C.1 Scenes and Comparison Design

The benchmark has 15 scenes, each with two to four sources: 40 total, comprising 27 speech and 13 musical or other sound sources. It covers ordered dialogue, timed events, continuous instruments, and

overlapping sounds. Scene specifications include a visual description, desired and excluded source sounds, activity intervals, and visible-source segmentation prompts.

Prompts, carrier assignments, source volumes, and scene-context participation were fixed before the three-seed comparison. Continuous instruments bypass gathering and broadcast to avoid dominating the shared context; Neon biology laboratory's timed dog and cat sounds also bypass sharing to keep its scene context focused on dialogue. All remain editable output stems (Table 6).

Three seeds per scene were sampled once with master seed 2027 and reused by standard LTX-2.5, naive batch expansion, Ovi, MiniMax H3, and Soundwich. Table 6 combines the schedules and paired seeds.

Table 6: Benchmark sources, schedules (seconds), and paired seeds. F/M denote female/male voices; full-length sources are requested throughout the clip. †: excluded from gathering and broadcast, retained as editable output stems.

Scene	Scheduled sources	Full-length	Seeds 1, 2, 3
Noir office	F (0.6–4.0); M (4.4–8.0)	–	1775, 7604, 1304
Enchanted archive	cat meow (0.4–2.3); F (2.6–5.5); M (5.9–9.0)	–	223, 5284, 6654
Crystal court	F (1.0–4.0); M (5.0–8.0)	violin†	3007, 6534, 2951
Orbital greenhouse	F (0.8–4.1); M (4.5–8.0)	–	5698, 9754, 2934
Android laboratory	F (1.0–4.0); M (4.5–7.5)	–	4534, 4733, 9989
Astral conservatory	F (1.0–4.1); M (5.0–8.2)	violin†; piano†	1256, 5598, 4951
Neon biology laboratory	dog bark† (0.4–2.8); cat meow† (0.4–2.8); F (3.1–6.0); M (6.3–9.2)	–	1096, 4174, 4179
Orbital award ceremony	applause (0.3–2.8); F (3.0–5.9); M (6.2–9.3)	piano†	6968, 8290, 3744
Clockwork airship	door knock (0.4–2.8); footsteps (3.0–5.5); F (6.0–9.2)	guitar†	2565, 5532, 5671
Animated kitchen	F (0.5–3.2); M (3.6–6.4)	–	3596, 6522, 7436
Podcast studio	F (0.4–3.0); M (3.4–6.6)	–	6250, 2688, 7671
Café performance	F (2.5–5.8)	guitar†	6126, 5164, 2038
Animated presentation	F (0.5–3.6); M (4.0–7.0)	–	3137, 1014, 5329
Studio introduction	F (0.5–3.6); M (4.0–7.4)	–	7797, 4230, 8605
Living-room cat	cat meow (1.0–3.8); M (4.6–7.4)	–	1610, 4481, 6791

C.2 Compared Methods and Output Collection

All six methods use the same 15 scenes. Standard LTX-2.5, naive batch expansion, Ovi, MiniMax H3, and Soundwich each provide three outputs per scene (45 per method); Gemini Omni provides one (15 total) since it's a commercial model, giving 240 outputs. Scores average evaluated outputs within each scene, then average scenes equally; Appendix D.1 defines the speech/sound measurements and eligibility criteria.

LTX-2.5 methods. Standard LTX-2.5 uses a joint scene prompt to generate one mixed soundtrack. Naive batch expansion uses separate source audio prompts and states with shared video. Soundwich adds source-specific guidance, carrier replay, scene gathering/broadcast, and entity routing. All use the same final video resolution. Standard LTX-2.5 uses its official pipeline's Stage 1 audio; naive expansion uses refined source stems, and Soundwich uses Scene Integration stems, both mixed for comparison.

Ovi. The Ovi pipeline Low et al. (2025) with pretrained Ovi 1.1 produces ten-second videos with mixed audio: 50 UniPC denoising steps, video and audio CFG scales of 4 and 3, skip-layer guidance (SLG) at layer 11, INT8 quantization, and CPU offloading. Ovi adjusts the requested 704×1280 (height$\times$width, pixels) resolution to its spatial grid. Prompts specify speech and sound-event intervals.

MiniMax H3. We use the pretrained `MiniMaxAI/MiniMax-H3` model MiniMax (2026) for text-to-audio-video generation with 32 denoising steps. Each output contains 243 frames at 24 frames per second, giving 10.125-second clips at 448×768 resolution (height$\times$width, pixels), with a mixed soundtrack. We additionally include the global soundscape description in the input. Evaluation uses the first ten seconds of each output.

Omni. We collected one video with mixed audio per scene from Gemini Omni Google DeepMind (2026) on September 8–11, 2026, using benchmark XML specifications without method-specific

control tags or selected random seeds. Records identify the service and access dates, but no backend revision.

C.3 Experiment-Specific Generation Conditions

Scene aggregation. The method description uses raw summation (Appendix B.4); 39 of the 45 main-comparison Soundwich outputs use RMS-balanced aggregation. The remaining six use raw sums: all three seeds for Animated kitchen and Neon biology laboratory.

Carrier comparison. Replay on/off variants use one paired seed per benchmark scene, covering 27 speech and 13 non-speech stems. We use the joint speech/sound measurements (Appendix D.1); off-window activity averages speech and sound off-window fractions over available sources within each output, then over scenes. All 40 sources are evaluable with carriers; without carriers, one Android laboratory speech source fails the word-alignment criterion, leaving 39. Window success and off-window activity include all 15 scenes in both conditions; order accuracy includes 14 with carriers and 12 without.

Source-specific guidance. To test whether source-specific guidance reduces competing sounds within stems, we evaluate Stem Formation audio from six selected concurrent-source scenes (Table 7; comparison in Appendix E.4).

C.4 Additional Evaluation Scenes

Table 7 groups additional scenes by experiment; component studies also reuse benchmark scenes as specified in their protocols.

Table 7: Additional evaluation scenes. W and M denote the woman and man. Times are requested activity intervals in seconds. "Unscheduled" means no explicit activity windows. Source-specific-guidance sources are concurrent and unscheduled.

Scene	Setting and source content	Source schedule
Contextual naturalness		
Rainy café	Woman hesitantly asks if her companion is leaving; he answers with quiet affection.	W: 1.0–4.0; M: 5.0–8.3
Interrogation room	Detective presses witness on a contradiction; reluctant confession follows.	W: 0.4–2.6, 5.3–7.5; M: 2.9–5.0, 7.8–9.6
Stalled elevator	Frightened female passenger struggles to breathe; her coworker offers steady reassurance.	W: 0.3–2.2, 5.0–7.2; M: 2.5–4.7, 7.5–9.8
Escape room	Two players race to open a locked box: urgency/panic become celebration.	W: 0.2–2.4, 5.0–7.2; M: 2.7–4.7, 7.5–9.7
Ferry ticket mix-up	Two travelers discover misbooked tickets: frustration becomes teasing and dry humor.	W: 0.15–2.25, 4.85–7.15; M: 2.45–4.6, 7.35–9.7
Kiln reveal	Successful glaze: woman feels trembling delight; companion feels warm pride.	W: 0.9–3.7; M: 5.0–8.6
Baking comeback	Collapsed cake: embarrassment, playful suggestion, amused relief.	W: 0.2–2.8, 6.8–9.1; M: 3.6–6.0
Record reunion	Man recognizes old album with astonishment; woman replies with shy joy.	M: 0.2–3.4; W: 4.3–8.0
Laundromat joke	Shrunken sweater: man's comic outrage, woman's sheepish amusement.	M: 0.6–3.5; W: 4.4–7.8
Watch-shop argument	Customer and shop owner argue angrily over sale of a family watch.	M: 0.4–3.0, 6.55–9.45; W: 3.35–6.05
Gallery reflection	Woman asks if painting feels sad; man offers calm reassurance.	W: 1.0–3.8; M: 5.0–8.2
Art auction surprise	Unexpected sale price: stunned disbelief, amused confidence, delighted laughter.	W: 0.65–3.25, 7.15–9.65; M: 3.95–6.45

Continued on the next page

Table 7: Additional evaluation scenes (continued).

Scene	Setting and source content	Source schedule
Night-train homecoming	Returning traveler meets guarded astonishment, then a warm welcome.	W: 0.5–3.35, 7.2–9.75; M: 4.05–6.55
Family-home sale	Woman confronts man over selling their childhood home; he explains and admits fear.	W: 0.5–2.7, 5.3–7.5; M: 3.0–5.0, 7.8–9.8
Qualitative example and study tutorials		
Hospital farewell	Beside an empty hospital bed, woman asks "Did you bring the watch" with restrained grief; man replies "Yes it was beside the bed" with soft regret.	W: 1.0–3.8; M: 5.0–8.2. Naturalness tutorial and qualitative example.
Studio conversation	Close two-shot: male host says "The concert begins at seven"; female guest replies "I will meet you there."	Host: 0.5–3.4; guest: 3.8–6.8. Routing tutorial.
Entity routing		
Market conversation	Busy market: three visible speakers exchange "These came in this morning," "I will take a dozen," and "They smell wonderful".	Seller: 0.5–3.2; buyer: 3.6–6.2; older woman: 6.6–9.2.
Source-specific guidance		
Auto repair shop	Revving car engine, impact wrench, hammering on a body panel, radio music.	Four sources.
Construction site	Jackhammer, circular saw, reversing-truck beeps, radio music.	Four sources.
Parade square	Brass band, marching drums, crowd cheers, motorcycle engine.	Four sources.
Quiz show	Speaking host, house band, audience applause.	Three sources.
Theater curtain	Speaking actor, orchestral finale, audience applause.	Three sources.
Blues quartet	Electric guitar, tenor saxophone, upright piano.	Three output stems.
Direct cross-stem sharing		
Speakers	Woman: "The garden smells of roses"; man: "My train leaves at seven."	Two unscheduled speech stems.
Musicians	Violin sustains a bowed phrase while acoustic guitar plays separated plucked notes.	Two unscheduled instrument stems.
Percussion	Brass handbell: long ringing decays; wooden block: short, dry knocks.	Two unscheduled percussion stems.
Activation direction		
Quiet room	Man: "The room is quiet"; static medium close-up.	Male voice: 0.5–9.5.
Reception desk	Woman holding parcel: "Your parcel is right here"; static medium close-up.	Female voice: 0.5–9.5.
Quiet garden	Older man: "The sky looks clear"; static medium close-up.	Male voice: 0.5–9.5.
Ovi transfer		
Classroom	Teacher greets class; children answer together; teacher asks them to open books.	Teacher: 1.0–2.4, 6.0–7.5; children: 3.2–4.8.
Ticket counter	Passenger requests tickets and thanks clerk; clerk gives departure information.	Passenger: 1.0–2.8, 7.0–8.5; clerk: 4.0–5.8.
Auction	Auctioneer announces start time; woman confirms bidding card; man confirms payment account.	Auctioneer: 0.5–3.2; W: 3.5–6.2; M: 6.5–9.3.

D EVALUATION PROTOCOLS AND VALIDATION

Benchmark scenes and generation conditions are in Appendix C.

D.1 JOINT SPEECH AND SOUND COMPARISON

We evaluate requested speech content, activity windows, and event order over the first ten seconds of each output.

Speech content and timing. Whisper `large-v3-turbo` transcribes individual speech stems when available, otherwise the mixed soundtrack; `wav2vec2-base-960h` estimates recognized words' start and end times. Requested-window word error rate (WER) compares words whose midpoints lie inside each requested interval with its requested text, counting substitutions, omissions, and insertions relative to the requested word count. We average WER over intervals within tracks, then tracks within outputs.

For timing, we locate each requested utterance in the transcript using word-sequence similarity of at least 0.55 (1 is exact), allowing transcription errors. Matched words' start and end times define utterance activity.

Non-speech activity. We use generated source stems for multi-stem methods; for Standard LTX-2.5, Ovi, MiniMax H3, and Omni, SAM Audio Shi et al. (2025) extracts each source from the mixture using its description. Activity detection thresholds root-mean-square (RMS) amplitude in 20-ms windows at 10-ms hops: the threshold is 10% of the track's 95th-percentile RMS, floored at 0.001. We group consecutive active windows, bridge gaps of at most 100 ms, and discard detections shorter than 60 ms. Detected intervals are paired with requested events in temporal order, maximizing matches and breaking ties by closest start times.

Off-window activity. Off-window speech is recognized-word duration outside allowed intervals divided by total recognized-word duration, including extra and repeated speech. Allowed intervals belong to the source for individual stems and comprise all speakers' requested intervals for mixtures. Off-window sound analogously divides detected active duration outside the source's intervals by total active duration. The combined score averages speech and sound fractions over available sources within outputs, outputs within scenes, then scenes.

Window success and event order. Events may start anywhere within, and occupy part or all of, their requested interval. Success requires at least 95% of detected activity inside it: summed matched-word durations for speech, or all detected active portions of a non-speech track. Missing detections count as failures. Window success is the fraction of scorable events satisfying this criterion.

Order accuracy uses matched-event pairs with non-overlapping requested intervals, including speech–sound pairs; overlapping requests permit either onset order. A pair is correct only if the earlier requested event starts strictly earlier. Detected activity is clipped to ten seconds. Event scores average within outputs, then within scenes, then across scenes, giving scenes equal weight.

Evaluation coverage. If any recognized word's alignment score is below 0.001, we omit its track from WER and speech timing. This excludes 32 speech-source evaluations (Table 8). All 208 non-speech evaluations remain available: 78 generated stems and 130 SAM Audio extractions. WER covers all 15 scenes per method except Omni (14; one lacks accepted speech alignment); window success covers all 15 for every method. Appendix D.4 examines alignment decisions and unavailable-speech effects.

Generation followed by source separation. To compare direct stem generation with single-track generation followed by source separation, we additionally use SAM Audio to extract each requested speech source from the single-track baselines. Together with the existing non-speech extractions, these stems are evaluated using the same metrics as Soundwich's generated stems. Speech alignment is available for 248/270 extracted stems (91.9%), and all 130 non-speech stems remain available. Requested utterances are detected in only 124/270 speech stems (45.9%), with per-baseline coverage reported in Table 9. Separation introduces an additional failure point before ASR and alignment

Table 8: Joint-evaluation coverage across generated outputs. Sources: scorable/requested. Matched events: detected/scorable requested events. WER scenes: scenes contributing to WER.

Method	Speech sources	Sound sources	Matched events	WER scenes
Standard LTX-2.5	70/81	39/39	96/109	15
Naive batch expansion	72/81	39/39	109/111	15
MiniMax H3	77/81	39/39	113/116	15
Ovi	76/81	39/39	106/115	15
Gemini Omni	25/27	13/13	38/38	14
Soundwich	80/81	39/39	118/119	15

because omitted or distorted speech can prevent matching the requested utterance. We therefore evaluate speech directly on the mixed audio in the original comparison. The reduced utterance detection also limits order evaluation, which requires both events in a pair to be detected, while missed events remain failures in window success.

Table 9: Coverage after SAM Audio separation. Speech alignment and utterance detection are reported over all requested speech stems. Order coverage is scored pairs divided by non-overlapping requested pairs among available sources, including speech–sound pairs.

Baseline	Speech alignment	Utterance detection	Order pairs
LTX-2.5	74/81	17/81	2/62
Ovi	74/81	41/81	23/64
H3	74/81	51/81	36/62
Omni	26/27	15/27	7/21

D.2 Source-Content Metrics

Semantic source assignment. Using `laion/clap-htsat-unfused`, we compare each complete stem with every source description by cosine similarity of normalized audio/text embeddings. *Target CLAP* is similarity to the intended description; *competing CLAP* is the highest similarity to another source; their difference is the *CLAP margin*. Assignment accuracy is the fraction of stems scoring highest for their intended description.

General-sound content. For non-speech sources, we compute CLAP against the source description in one-second segments at 0.5-second hops. A segment is in-window when at least half its duration lies inside the requested interval. We average scores separately inside and outside; their difference is the temporal CLAP margin, measuring stronger description agreement during the request. Full-clip sources use the complete recording.

D.3 Human Evaluation

The main study assesses naturalness, timing, and source separation; the component study assesses scene broadcast and entity routing beyond automatic content/activity scores.

D.3.1 Presentation and Recorded Responses

Consent and playback. Consent states that media are synthetic, participation is voluntary, anonymized judgments are aggregated, and participants may stop anytime. We collect no demographics. We recommend headphones, a quiet room, and a desktop/laptop. Unscored tutorials introduce playback and response controls; replay is unrestricted and audio uses its stored level.

Blinding and randomization. Neutral labels conceal methods; scene order and candidate labels are shuffled independently per submission. Component trials present naturalness before routing, shuffling scenes within blocks. Browser progress persists until submission; records contain judgments, presentation order, trial durations, play counts, and playback time.

Response counts. The main study has 18 completed responses over 15 scenes: 270 rankings per method per ranking task and 270 separation choices. The component study has 15 completed responses, each with ten naturalness and ten routing trials: 150 judgments per condition and measure. Naturalness covers 14 scenes across submissions, ten per response.

D.3.2 Main Comparison: Naturalness, Timing, and Separation

Trials show Standard LTX-2.5, naive batch expansion, and Soundwich with a scene brief and source intervals. Listeners:

1. Rank **overall naturalness**: sound clarity/coherence, natural voices/emotion, and whether sounds belong together.
2. Rank **timeline adherence** to requested windows using timelines, waveforms, and playback.
3. Compare mixes and isolated tracks from the two multi-stem methods and choose the cleaner **source separation**; *Both* records a tie.

Rankings use distinct ranks 1 (best) to 3; separation ties give each method half-credit. Stimuli comprise 45 audiovisual candidates, 30 multi-stem sets, and 80 isolated stems (40 requested sources per multi-stem method).

D.3.3 Component Comparison: Scene Broadcast and Entity Routing

Contextual naturalness and sound quality. Naturalness scenes (Table 7) test whether broadcast makes two separately generated speech stems fit a shared interaction. Visual prompts specify interaction/delivery; source prompts specify voices/words. Intended deliveries accompany candidates; Hospital farewell is the unscored tutorial.

We compare Stem Formation audio paired with full-method video, Scene Integration without broadcast, and the full method; both integration conditions use their respective audiovisual outputs and share initial Stem Formation states, masks, timeline, and refinement seed.

Listeners rank contextual naturalness (emotion, interaction, volume, tone, texture, shared environment) and overall listening preference, and score each candidate's sound quality 0–10: unusable/heavily distorted (0), understandable with noticeable problems (5), clean/natural (10).

Visual activation and ownership. Routing trials use nine benchmark scenes—Noir office, Enchanted archive, Orbital greenhouse, Android laboratory, Astral conservatory, Neon biology laboratory, Clockwork airship, Podcast studio, and Studio introduction (Table 6)—plus Market conversation; Studio conversation is the unscored tutorial (Table 7). Routing on/off yields 20 scored audiovisual candidates. For each, listeners answer Yes/No: do all intended visible sources react at the correct times (*target activation*), and do only those sources react, without unrelated entities responding (*correct ownership*)?

D.3.4 Aggregation

We pool completed-response judgments by condition, reporting mean ranks, mean sound quality, affirmative-response percentages, and response counts. First-place frequency is the rank-one fraction; separation preferences use half-credit for ties.

D.4 Validation and Sensitivity of the Automatic Evaluation

Transcription, alignment, and extraction errors can distort activity-based scores; unavailable speech also changes which events enter averages. We audit these effects, event placement, containment tolerance, and scene-level uncertainty below.

Listening audit. For the original five-method comparison, one reviewer listened to 50 evaluated tracks and their original mixtures: all 20 alignment-rejected speech tracks, 15 accepted speech controls, and 15 non-speech tracks. They assessed transcript content, word timing, target presence, and other-sound activity. Rejected tracks represent 28 source exclusions across 19 outputs because

speakers in a mixture share a transcript. Accepted controls comprise three per method: the lowest alignment score and two random tracks from different scenes.

Table 10 gives the judgments. Of 20 rejected transcripts, 13 were judged correct (including one truncated ending recognized from context); four contained inaudible words, one omitted a repeated phrase, and two had substitutions. Of 15 accepted controls, 14 were correct and one uncertain, with untranscribed gibberish. Rejection thus affects both erroneous transcripts and intelligible speech.

Non-speech checks cover one cat, knock, and violin per method. Targets were audible in 10/15 evaluated tracks; four SAM Audio extractions omitted targets fully or partly audible in the mixture; one target was absent from both. Separately, activity was correct in seven tracks, non-target/noise in four, unassessable because no target was present in three, and uncertain in one. Non-target activity included Soundwich's native Clockwork airship knock stem. In that scene, Omni's only order-scoring failure assigns identical starts to knocks and footsteps, consistent with extraction confusion. Extraction can remove targets, and residual sounds can masquerade as target activity; we interpret activity scores alongside CLAP assignment and human source-identity judgments.

Table 10: Listening audit of the selected tracks; target presence and activity are assessed separately.

Judgment	Tracks
Rejected speech: transcript judged correct	13/20
Rejected speech: inaudible words / omitted phrase / substitutions	4 / 1 / 2
Accepted speech: transcript judged correct	14/15
Accepted speech: uncertain, with untranscribed gibberish	1/15
Sound: target heard in evaluated track	10/15
Sound: target heard in mix but absent from extraction	4/15
Sound activity: correct / non-target / no target / uncertain	7 / 4 / 3 / 1

Unavailable speech evaluations. Alignment rejection can leave methods with different event sets. We recalculate saved results in two ways (Table 11). First, counting rejected-track events as failures while holding other scores and averaging fixed lowers Soundwich's window success from 93.1% to 92.0%; Omni stays at 85.0%.

Second, we retain only sources scorable for all six methods and every evaluated seed in their scene; unavailability in any run excludes that source for all methods. Scorable sources with missing requested events remain failures. This common subset contains 22/40 sources and 352/640 method/seed event instances across 11 scenes, six with speech for WER. Window success is 89.4% for Soundwich, 75.0% for Omni, and 34.3% for MiniMax H3. Soundwich ranks highest under both recalculations.

Table 11: Unavailable-event sensitivity. The bound counts unavailable events as failures; common-subset columns retain only sources scorable for every method and seed.

Method	Window-success bound ↑	Common window WER ↓	Common window success ↑	Common onset error (s) ↓
Standard LTX-2.5	18.7%	0.511	33.3%	1.20
Naive batch expansion	15.0%	0.730	26.5%	1.60
Ovi	23.5%	0.383	25.8%	2.01
MiniMax H3	25.9%	0.348	34.3%	2.02
Gemini Omni	85.0%	0.111	75.0%	1.03
Soundwich	**92.0%**	**0.000**	**89.4%**	**0.29**

Event placement and containment. Containment does not specify onset or interval occupancy. For matched events, onset error is the absolute difference between detected and requested starts; temporal intersection over union (IoU) is detected/requested interval overlap divided by their union. Soundwich achieves 0.35 s and 0.663 versus Omni's 0.89 s and 0.469, indicating closer boundary alignment (Table 12). Containment remains primary because events may occupy only part of the request.

We separate explicitly timed sounds from less restrictive full-clip requests, with five scenes per category. Both Soundwich and Omni reach 100.0% for full-clip sounds, but 70.0% versus 20.0% for timed sounds, exposing a difference hidden by full-clip scores.

Requiring 100% containment instead of 95% removes the allowed 5% outside activity, keeping detections, exclusions, and aggregation fixed. Strict success is 77.8% for Soundwich and 64.4% for Omni; the carrier comparison gives 75.0% with and 15.6% without carriers (Table 12). Both comparisons use joint speech/sound measurements over 15 scenes. Absolute scores fall, but Soundwich remains highest and carriers retain their benefit.

Table 12: Boundary diagnostics and window-success variants. Onset error and IoU use matched events. Timed and full-clip sound success each cover five scenes. Strict success requires 100% containment; its main and carrier comparisons each cover 15 scenes.

Method	Onset error (s) ↓	Temporal IoU ↑	Timed sound success ↑	Full-clip sound success ↑	Strict window success ↑
Standard LTX-2.5	1.98	0.260	6.7%	83.3%	17.0%
Naive batch expansion	2.98	0.173	3.3%	93.3%	14.4%
Ovi	2.11	0.257	10.0%	76.7%	21.1%
MiniMax H3	1.71	0.327	3.3%	90.0%	20.9%
Gemini Omni	0.89	0.469	20.0%	**100.0%**	64.4%
Soundwich	**0.35**	**0.663**	**70.0%**	**100.0%**	**77.8%**

Strict carrier comparison: with carriers **75.0%**; without carriers 15.6%.

Uncertainty across scenes. We average seeds within scenes and bootstrap paired scene differences with 5,000 draws (seed 20260911), including only scenes where both methods have the metric. For Soundwich minus Omni, requested-window WER differs by -0.008 (95% confidence interval (CI) $[-0.156, 0.175]$; both means recomputed on the same 14 scenes), and window success by 8.1 percentage points (95% CI $[-2.8, 22.8]$; 15 scenes). Both intervals include zero, so direction is uncertain at this sample size. Onset error differs by -0.541 s (95% CI $[-1.323, -0.068]$; 15 scenes), supporting lower error for Soundwich. These intervals measure scene variation; Omni's single output per scene leaves its seed variation unmeasured.

E Additional Results and Ablations

Evaluation protocols are in Appendix D.

E.1 Generation Comparison

We assess intended source content with CLAP and audiovisual coherence through listening judgments of separation, naturalness, and timing. Source assignment is the fraction of stems whose intended description has the highest scene-source CLAP score; non-speech CLAP measures agreement with requested sounds. After averaging seeds within each scene, we form 95% confidence intervals (CIs) from 2,000 bootstrap resamples of evaluated scenes, drawing scenes with replacement and recomputing the mean (seed 2027). The same evaluation extends to 30 additional scenes, using 20,000 bootstrap resamples for more stable intervals.

Soundwich achieves 90.0% source assignment versus naive expansion's 82.2%: a paired gain of 7.8 percentage points (95% CI $[-6.7, 20.6]$). Non-speech CLAP gains are 0.093 over standard LTX-2.5 (95% CI $[0.057, 0.129]$) and 0.098 over naive expansion (95% CI $[0.029, 0.169]$), supporting closer sound-description agreement. The source-assignment point estimate favors Soundwich, but its interval includes zero. With the additional scenes, assignment is 91.6% versus 82.9%, a paired gain of 8.7 points (95% CI $[2.7, 14.4]$), supporting higher accuracy. Detailed configurations for the expanded evaluation are included in the supplementary material.

We further compare Soundwich's directly generated stems with single-track generation followed by SAM Audio separation on the original 15 scenes (Table 13). Soundwich achieves lower requested-window WER (0.060 versus 0.444–0.872), higher window success (93.1% versus 15.0–57.2%), and less off-window activity (1.7% versus 40.8–59.3%). Source-assignment accuracy is also higher

(90.0% versus 50.0–55.0%), indicating that the generated stems more consistently match their intended source descriptions. These results favor direct generation with source-level control over post-hoc separation for both requested timing and source content. Appendix D.1 describes the separation procedure and evaluation coverage.

Table 13: Direct stem generation versus single-track generation followed by SAM Audio separation on 15 scenes. Window success uses 95% activity containment. Full-clip sound success covers five scenes with unrestricted sound timing. Order accuracy is conditional on detected event pairs; Table 9 reports coverage for the separated baselines.

Method	Window WER ↓	Window success ↑	Full-clip sound success ↑	Order accuracy ↑	Off-window activity ↓	Source assignment ↑
LTX-2.5 + SAM Audio	0.872	15.0%	83.3%	**100.0%**	53.7%	50.6%
Ovi + SAM Audio	0.724	19.8%	76.7%	96.8%	59.3%	50.0%
H3 + SAM Audio	0.563	22.2%	90.0%	92.2%	53.4%	52.2%
Omni + SAM Audio	0.444	57.2%	**100.0%**	73.3%	40.8%	55.0%
Soundwich	**0.060**	**93.1%**	**100.0%**	**100.0%**	**1.7%**	**90.0%**

Of 270 main-study separation choices, 159 favor Soundwich, 27 favor naive expansion, and 84 are ties. Half-credit per tie yields 74.4% versus 25.6% preference (Table 2). Soundwich receives 235 first-place audiovisual-naturalness rankings (87.0%) and 257 first-place timing rankings (95.2%), favoring both source separation and the combined audiovisual output.

Figure 6 compares timing, voice separation, visible speaking activity, and naturalness in Hospital farewell, the empty-hospital-bed conversation discussed in Section 4.1.

E.2 Quiet Carrier versus Zero Suppression Target

We test whether suppressing features toward zero suffices to silence a source outside its requested intervals, versus using a quiet-reference carrier. In 15 paired scenes, the zero target replaces the quiet carrier in both Stem Formation and Scene Integration; seeds, suppression strengths, and other settings are fixed within pairs. Each variant derives masks from its own Stem Formation video. We assess refined stems by listening, in-/off-window waveform power, speech WER, and non-speech CLAP.

Zero-target outputs contain audible random noise during requested silence; quiet carriers keep these intervals quiet. Without quiet-reference features, the model may generate sounds from its learned prior. Quiet carriers reduce off-window power, retain more in-window power, lower WER, and raise non-speech CLAP, preserving requested content (Table 14).

Table 14: Suppression targets in 15 paired scenes, one seed each. Power is mean squared waveform amplitude, averaged over controlled stems within scenes, then scenes; off-window power excludes 0.20-second boundary transitions. Full-window WER uses Whisper word timestamps, including every recognized word with any overlap with the requested interval. Non-speech CLAP covers eight eligible scenes.

Metric	Quiet carrier	Zero target	Scenes
Off-window power ↓	$\mathbf{1.61 \times 10^{-7}}$	1.52×10^{-3}	15
In-window power	1.66×10^{-2}	9.62×10^{-3}	15
Full-window WER ↓	**0.120**	0.600	15
Non-speech CLAP ↑	**0.431**	0.240	8

E.3 Activation Placement within an Allowed Window

Qualitative Gemini Omni comparisons showed repeated utterances filling requested windows. Our default weak, uniform activation leaves onset, duration, pauses, and silence to the model. We test uniform activation against linear early emphasis (peak to zero) and late emphasis (zero to peak). All share peak strength; early/late have equal total activation, while uniform has twice as much.

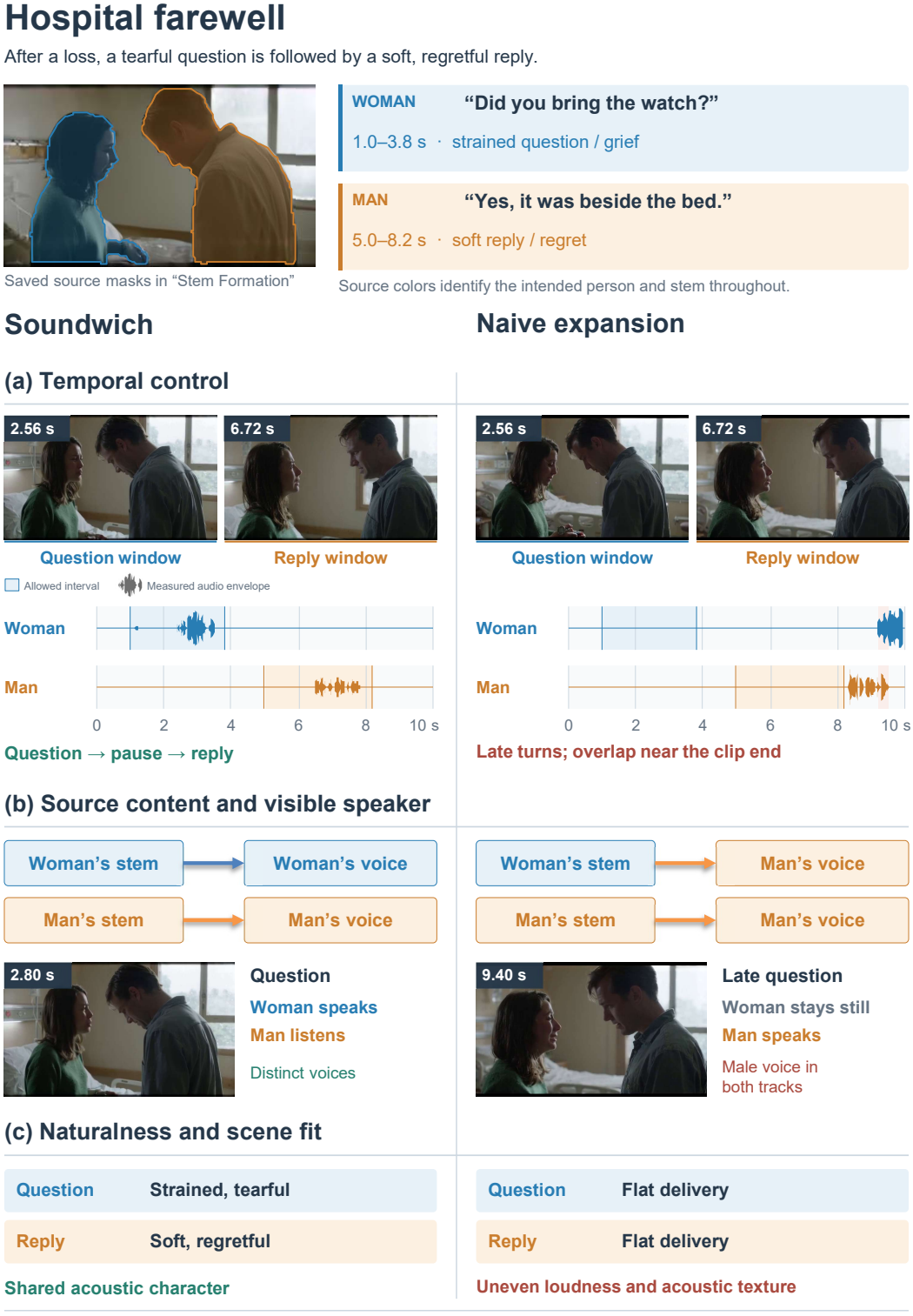

Figure 6: **Hospital farewell.** Comparison of Soundwich and naive batch expansion: **(a)** temporal control, **(b)** source content and visible speaker, and **(c)** naturalness and scene fit. Source colors link the visible entities to their audio stems, and shaded intervals indicate the requested speaking windows.

Three single-speaker scenes (Quiet room, Reception desk, Quiet garden; Table 7) use $[0.5, 9.5]$-second windows and three paired seeds each, yielding 27 outputs. Profiles weight activation after

RMS normalization. The scene stem is disabled; suppression, boundary transitions, and denoising settings are fixed. All profiles share a brief initial denoising boost, then lower strength. Whisper transcription and wav2vec2 word alignment measure first-sentence onset and complete-sentence repetitions in Stem Formation audio.

Late emphasis delays mean first onset in every scene, by 4.018 s on average relative to early emphasis (Table 15). Repetition occurs in 3/9 uniform, 2/9 early, and 0/9 late outputs. Some uniform Quiet room/garden outputs contain early and late utterances; late emphasis removes the early occurrence while retaining the late one. Another garden sample develops a long within-sentence pause. Profiles thus affect both timing and which occurrences survive: late emphasis can remove early repetitions but biases speech toward the window's end. We retain uniform activation to avoid an early/late preference.

Table 15: Mean first-sentence onset (seconds), three paired seeds per scene. U/E/L: uniform/early/late activation; L−E is the paired difference. The mean weights scenes equally.

Scene	U	E	L	L−E
Quiet room	1.697	1.697	8.024	+6.327
Reception desk	6.314	6.514	7.676	+1.162
Quiet garden	4.283	1.844	6.407	+4.563
Mean	4.098	3.352	7.369	+4.018

E.4 Source-specific Guidance for Source Separation

Source-specific classifier-free guidance (CFG) discourages sounds assigned to other stems. We test leakage suppression and target preservation in six scenes of associated concurrent sounds (Table 7), screening paired outputs for clearly audible leakage. Pairs share scene and seed; carriers, timeline control, and scene stem are disabled. We listen to Stem Formation stems and measure CLAP against intended/competing descriptions, averaging stems within scenes and weighting the six scenes equally.

Without source-specific CFG, Theater curtain's orchestra stem contains applause; guidance reduces it while retaining recognizable orchestra. Similar intrusions involve saxophone and other Blues quartet instruments, and jackhammer noise and other Construction site sounds. Listening identifies eight intrusions across six scenes; CLAP similarity to the intruder falls in all eight paired comparisons. Scene-level competing CLAP falls, while target CLAP and assignment improve (Table 16). These leakage cases support suppressing competing sounds when leakage occurs.

Table 16: Source-specific guidance in six paired leakage cases, evaluating the same Stem Formation stems in both variants. Competing CLAP is the maximum similarity to another scene-source description; margin is target minus competing CLAP.

Variant	Target CLAP ↑	Competing CLAP ↓	CLAP margin ↑	Source assignment ↑
With source-specific guidance	**0.344**	**0.115**	**0.229**	**95.8%**
Without source-specific guidance	0.313	0.262	0.051	61.1%

E.5 Scene Broadcast Results

We test whether scene broadcast during Scene Integration improves conversational delivery and shared acoustic character. The Contextual naturalness scenes in Table 7 compare broadcast on/off from identical Stem Formation states, masks, timelines, and refinement seeds. Stem Formation audio, paired with full-method video, provides a refinement reference.

Listeners rank contextual naturalness (emotion, interaction, volume, tone, shared environment) and overall listening preference, and rate sound quality 0–10. There are 150 judgments per condition from 15 completed responses; Appendix D.3 gives presentation and aggregation details.

Broadcast improves mean context rank from 2.04 to 1.27 (lower is better), overall preference, and sound quality (Table 17), supporting more coherent interaction between separately generated voices. Both integration variants improve quality over Stem Formation audio; broadcast adds a further gain.

Table 17: Scene-broadcast results, including Stem Formation audio. Each condition has 150 judgments from 15 completed responses. Context/preference: mean ranks 1 (best)–3; quality: 0–10.

Measure	Stem Formation audio	Scene Integration without broadcast	Scene Integration with broadcast
Context rank ↓	2.69	2.04	**1.27**
Quality score ↑	4.66	6.51	**8.19**
Preference rank ↓	2.70	2.03	**1.27**

E.6 Direct Sharing between Source Stems

We test whether direct cross-stem self-attention preserves source content, comparing it with independent attention. Our method exchanges context through an intermediate scene stem. Three scenes contain two speakers, instruments, or percussion sources (Table 7); on/off pairs share scene and seed, with independent noise per stem. Carriers, timeline control, scene stem, and routing are disabled.

Sharing concatenates both stems' audio tokens for full-strength joint self-attention at every block and denoising step in both Stem Formation and Scene Integration, preserving original temporal positions. Without sharing, self-attention stays independent. We assess isolated Stem Formation stems by listening, complete speech transcripts, and CLAP audio-embedding cosine similarity.

Direct sharing makes stems sound nearly identical, losing distinct requested content. Without sharing, speech transcripts are "The garden smells of roses" and "My train leaves at 7 o'clock." With sharing, both read "My garden leaves smells of roses," mixing both utterances. Similarity rises in all three scenes, by 0.458 on average (Table 18).

Untwisting RoPE Mikaeili et al. (2026) describes image copying driven by high-frequency rotary-position components favoring reference tokens at matching spatial positions. Shared audio temporal coordinates may similarly favor copying at matching times. Our gather/broadcast uses this effect: Stem Formation copies source structure into the scene stem; Scene Integration copies scene structure back, retaining separate output-stem self-attention.

Table 18: CLAP audio-embedding cosine similarity between two isolated Stem Formation stems, one paired seed per scene. Higher values mean more similar embeddings.

Scene	Sharing off	Sharing on	Difference
Speakers	0.640	0.972	+0.332
Musicians	0.336	0.973	+0.637
Percussion	0.558	0.963	+0.406

E.7 Entity Routing Evaluation

Across ten scenes, listeners compare paired routing-on/off outputs for *target activation* (intended visible sources react at requested times) and *correct ownership* (only those sources react). 15 completed responses yield 150 judgments per variant and question; Appendix D.3 gives the protocol.

Routing improves affirmative judgments for both measures (Table 19), supporting correctly timed sound-to-entity association. In Studio introduction, a woman and man speak in separate turns; all responses affirm routed ownership, versus 3 of 15 without routing.

Table 19: Entity routing across ten scenes: affirmative-response rates from 150 judgments per variant and question.

Entity routing	Target activation ↑	Correct ownership ↑
With routing	**96.0%**	**95.3%**
Without routing	40.7%	34.7%

F Generalization and Application

F.1 Cross-Backbone Transfer to Ovi

We transfer batch expansion, source-specific guidance, and carrier timeline control to Ovi Low et al. (2025), retaining source descriptions, competing sounds to exclude, and activity intervals. Ovi-generated carrier features are replayed at its audio self-attention outputs.

We use the Ovi 1.1 `960x960_10s` checkpoint in text-to-video mode: 10-second clips at 1280×704, 50 UniPC steps, timestep shift 5.0, audio/video guidance $3.0/4.0$, and skip-layer guidance at layer 11, with INT8 quantization and CPU offloading.

The activation reference depicts a loud party with music and cheering; suppression requests silence over a black frame. Both use seed 42 and the target sampling settings. Effective activation strength is 0.12 and quiet-carrier blending weight 0.50; carrier token selection and boundary transitions follow Appendix B.3.

Table 7 details conversations with two or three speech sources: a passenger requests tickets, a clerk gives departure information, and the passenger responds (ticket counter, seed 3); teacher and children alternate (classroom, seed 36); three speakers take successive turns (auction, seed 101). With all three components active, Ovi produced separate speech stems and could reproduce requested utterances in order, demonstrating independently conditioned audio and carrier scheduling on a second joint video-audio backbone.

We also attempted entity-routed refinement by re-noising the initial video to align speech with visible speakers. Routing did not reliably eliminate wrong-speaker motion. Stronger refinement could misalign fixed masks by changing the scene; increased A2V attention gain introduced visual artifacts. The three audio controls transferred successfully, but reliable visual correspondence remained unresolved.

F.2 Cross-Backbone Transfer to MiniMax H3

We also transfer Soundwich to MiniMax H3 MiniMax (2026), extending source-separated generation, timeline control, entity-routed refinement, and editing to a frozen single-stream backbone. H3 jointly attends over text, video, and audio tokens. Shared video features convey context across sources, supporting contextually appropriate delivery and broadly consistent acoustic character in our qualitative inspection; we therefore omit the additional scene stem.

For N sources, we construct $N + 1$ batch rows. Before each transformer block, shared video features are copied into the source rows, while the video row attends to concatenated audio keys and values from all sources. Each audio row receives an isolated source description within neutral scene context. H3-generated carrier features are replayed at the audio-token outputs of joint attention, and entity routing operates within this joint sequence.

We apply the transfer to the full benchmark and demonstrate both retiming and content replacement: moving the cat's vocalization in Enchanted Archive and replacing the detective's line in Occult Noir. Video refinement is conditioned on the edited audio latents, which remain fixed.

Clips contain 243 frames at 24 fps and 768×448, with 23 model evaluations per stage. Refinement uses $\sigma_v = \sigma_a = 0.95$, quiet-reference blending weight 0.3, and outside-window attenuation 0.25; editing retains the same video noise level with clean, fixed audio.

F.3 Independent Timeline and Stem Editing

Independent stems allow us to change the timing or content of a sound while retaining the other generated audio. Editing first constructs the revised audio latents, and then reruns video refinement with those latents held fixed.

Editing the stems. Retiming moves the utterance portion of each saved audio latent and rearranges surrounding tokens to preserve clip length. For example, reversing two speakers' order moves the first line later and the second earlier, reusing both utterances; revised times guide video refinement.

Content replacement runs Stem Formation for one output stem with the revised source prompt, original visual prompt, and original clip duration. Its audio latent replaces the selected stem; others retain their saved Scene Integration latents. The replacement can also be retimed.

Adapting the video. We restart from the saved Stem Formation video and its entity masks, spatially upscaling and re-noising with the Scene Integration initialization and eight-step schedule (Appendix B.6). Only video latents are updated; edited audio latents remain clean and fixed. Routing uses revised timelines and original spatial masks. The scene stem is disabled; suppression replay remains active outside revised intervals. The refined video is paired with decoded edited stems. Table 20 compares generation and editing controls.

Table 20: Generation and editing controls. During editing refinement, audio is fixed and entity routing conditions video on the revised stems.

Operation	Stem Formation	Scene Integration	Editing refinement
Source audio updated	Yes	Yes	No
Activation replay	Yes	No	No
Suppression replay	Yes	Yes	Yes
Scene context	Gather	Broadcast	Disabled
Entity routing	No	Yes	Yes

F.4 Efficiency

Each source adds an audio branch while sharing video computation. Profiling uses one 32 GB NVIDIA RTX 5090 and 249-frame clips at 25 fps: Stem Formation runs 40 denoising steps at 384×224; Scene Integration refines spatially by $2\times$ to 768×448. Two or more output sources include an internal scene stem.

Timing includes pipeline construction, inference, and artifact writing for both stages. Cached carriers and deterministic disjoint routing masks exclude carrier construction, SAM segmentation, and manual mask correction from timing. Each stem count has three runs with fresh processes for each stage. We report medians of total runtime (summed stage times) and peak allocated memory (the larger stage-wise peak PyTorch tensor allocation).

From one to four output stems, runtime rises from 106.6 to 184.7 seconds and peak allocation rises from 20.7 to 28.9 GiB; both grow more slowly than source count (Figure 7). The largest runtime jump is from one to two sources, when the scene stem is introduced. Five stems exceed memory in Scene Integration, limiting this configuration to four.

F.5 Observed Failure Modes

Timing and source activation. Sounds may be weak or absent depending on the seed and activation-carrier match. Stronger activation can help, but may cause robotic speech or audible carrier artifacts. Very short windows or complex activity sequences reduce timing reliability and can cause omissions or incorrect event order.

Shared context. With overlapping sounds, persistent sources such as music can dominate scene-stem features, reducing shorter events' contribution to broadcast context. Excluding the dominant source

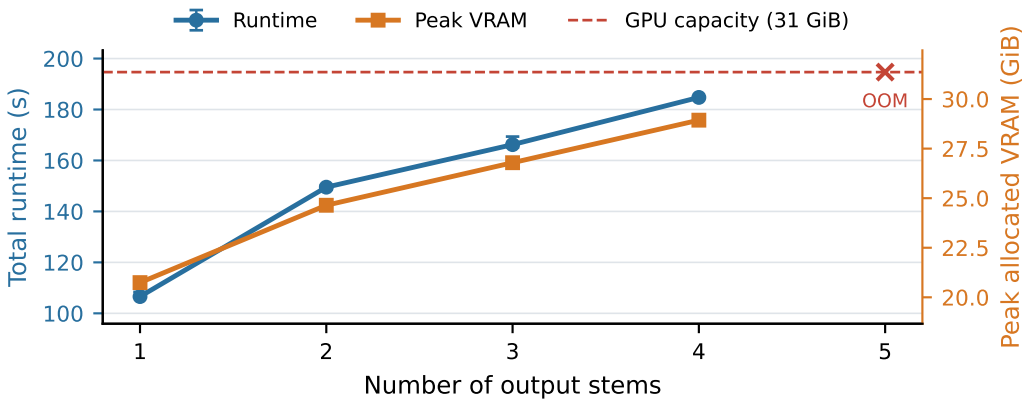

Figure 7: Runtime and peak allocated GPU memory versus output-stem count on one NVIDIA RTX 5090: medians of three repeats with cached carriers and deterministic routing masks. Two or more sources enable the scene stem; five exceed memory in Scene Integration.

from gathering and broadcast lets the scene stem focus on other sounds; the excluded source's independent stem remains in the final mix.

Spatial ownership and revision. Small or occluded entities may have incomplete masks, leaving visible regions without intended audio conditioning. Higher A2V attention gain can strengthen responses but cause local color or motion discontinuities. Editing refinement may also change appearance or motion beyond the revised event, giving local audio edits broader visual consequences.