arXiv:2609.01078v1 [cond-mat.stat-mech] 1 Sep 2026

Statistical Language Competition Model with Dynamic Edge Weighting on a Random Network

Somyaranjan Chakra,* Mohit Anand Madhesia,† and Shradha Mishra‡
Indian Institute of Technology (BHU) Varanasi, India 221005

(Dated: September 2, 2026)

This paper presents a computational study of language competition dynamics on Erdős–Rényi random networks, extending the foundational Abrams–Strogatz model through two novel contributions: (i) a dynamic edge-weighting mechanism that reinforces social ties between co-minority speakers by an additive increment Δ, and (ii) a probabilistic agent-based framework governing language switching via a weighted majority rule. Phase boundaries separating the dominance and coexistence regimes are identified across a two-dimensional parameter space (p, Δ), where p denotes the network connectivity probability. We further characterise anomalous persistence zones within predicted dominance regions, attributing them to the formation of isolated minority speaker clusters. Scaling study across network sizes $N \in \{50, 100, 250, 500, 1000\}$ reveal that average cluster size decreases with N and that phase boundaries diffuse with increasing stochastic noise. Finally, we discuss extensions to a tripartite bilingual model and heterogeneous prestige/volatility to more faithfully capture real sociolinguistic contact scenarios.

I. INTRODUCTION

Language competition — the process by which one language gains or loses speakers in contact with another — is a well-documented sociolinguistic phenomenon with implications for cultural heritage, policy, and community identity [1–3]. The pioneering work of [4] brought a rigorous quantitative lens to this problem: using two simple parameters, the prestige (or status) of a language and the volatility of its speakers, they demonstrated that language death arises naturally as an emergent outcome of local social interaction, without the need for complex individual-level assumptions.

Subsequent work has enriched in Abrams–Strogatz (AS) model in several directions. Castello *et al.* introduced bilingual agents as an intermediate state, producing richer coexistence dynamics [5]. Castello *et al.* studied community network structures and identified mechanisms for segregated language coexistence. More recently, the role of heterogeneous network topology — including small-world and scale-free graphs — has been shown to profoundly alter phase boundaries compared to the fully-connected mean-field approximation [6, 7].

Despite this progress, two gaps remain underexplored. First, standard models treat social ties as static: every edge carries equal weight regardless of shared linguistic identity. In reality, speakers of a minority language often preferentially strengthen ties with fellow minority speakers as a survival response. Second, probabilistic (stochastic) switching, where an agent's language adoption is governed by a probability rather than a forced majority rule, remains less studied on Erdős–Rényi topologies with co-evolving edge weights.

This paper addresses both gaps. We make the following contributions:

1. We introduce a dynamic edge-weighting scheme in which any edge connecting two minority speakers is reinforced by Δ per iteration, modelling the social bonding between co-minority communities.

2. We implement and analyse a probabilistic (p) agent-based framework that incorporates this weighting into a generalised Abrams–Strogatz switching probability.

3. We use Support Vector Machines (SVM) to formally identify phase boundaries in the (p, Δ) parameter space, separating dominance from coexistence regimes.

4. We characterise *anomalous persistence clusters* — localised minority communities that resist global convergence even within predicted dominance regions — across multiple network scales.

5. We outline a roadmap for extending the model to bilingual agents and heterogeneous prestige/volatility.

The remainder of the paper is organised as follows. Section 2 reviews the theoretical foundations. Section 3 describes the deterministic and probabilistic model variants and the dynamic weighting scheme. Section 4 presents the phase-space analysis. Section 5 reports

* Somyaranjan.chakra.cd.phy23@itbhu.ac.in
† mohitanandmadhesia.rs.phy23@itbhu.ac.in
‡ smishra.phy@itbhu.ac.in

anomalous cluster findings across network scales. Section 6 outlines the discussion and future work. Section 7 discuss the bilingual extension. Section 8 concludes our study.

II. THEORETICAL BACKGROUND

A. The Abrams–Strogatz Model

Abrams – Strogatz (AS) modelled [4] a population of agents that speak one of two competing languages, A or B. The probability that a speaker of B switches to A in a given time step is:

$$P_{B\to A} = (1-s)\cdot(\sigma_A)^a, \qquad P_{A\to B} = s\cdot(\sigma_B)^a, \quad (1)$$

where $s \in [0,1]$ is the relative prestige of language A (so $1-s$ is the prestige of B), σ_A, σ_B are the local speaker fractions of A and B respectively, and $a > 0$ is the volatility exponent controlling the non-linearity of the social learning process. When $a < 1$, agents are highly volatile (rapid accommodation); when $a > 1$, agents are loyal to their language.

The model has three fixed points. Two absorbing fixed points correspond to the dominance of A or B (extinction of the other), and a third coexistence fixed point exists but is unstable for $a > 1$ and stable for $a < 1$ [7]. The sharp transition at $a = 1$ is characteristic of complex systems exhibiting order–disorder phase transitions.

B. Extensions: Bilinguals and Social Networks

In [5] Castello extended the AS model by introducing a bilingual state AB as an intermediate step: transitions from A to B (and vice versa) necessarily pass through AB [5]. The resulting system has richer phase behaviour; notably, the presence of bilingual agents shifts the critical volatility for coexistence to $a \approx 0.63$ (down from $a = 1$ in the AS model), meaning higher volatility is required to sustain linguistic diversity [5, 7].

The role of social network topology has been equally important. It showed that networks with community structure allow segregated coexistence — each community locks into a language with bilingual agents occupying boundary nodes — analogous to the survival of Pennsylvania Dutch in isolated Amish communities [6]. In sparse random networks, local effects reinforce the role of prestige and reduce the parameter space supporting coexistence.

Despite this progress, two aspects of language competition dynamics remain underexplored. First, in both the original AS model and its bilingual and network-topology extensions, social ties are treated as static: an edge between two agents carries the same weight throughout the simulation, regardless of the linguistic identity of the agents it connects. Yet a substantial body of sociolinguistic evidence suggests that minority-language speakers often respond to pressure from a dominant language by strengthening ties within their own community, a form of social bonding that current models do not capture. Second, while network topology has been shown to strongly influence coexistence outcomes [6, 7], the interaction between topology and a co-evolving, weighted social structure has received comparatively little attention, particularly on sparse random graphs where percolation effects are most relevant. Motivated by these gaps, we introduce a dynamic edge-weighting mechanism in which ties between co-minority speakers are reinforced over time, and embed this mechanism within a probabilistic, weighted generalisation of the AS switching rule on Erdős–Rényi networks. This allows us to examine how the interplay between network connectivity and adaptive social reinforcement shapes the boundary between linguistic dominance and coexistence, complementing the bilingual and community-structure extensions discussed above [8].

III. MODEL DESCRIPTION

A. Network Initialisation

All simulations use an Erdős–Rényi random graph $G(N,p)$ with N nodes and edge probability p. Here p represents the probability that any pair of nodes (i,j) is connected by an undirected edge; it therefore controls the global sparsity of the social network [9].

Motivation for the Erdős–Rényi topology: We adopt $G(N,p)$ as the underlying substrate for four reasons. First, it provides a simple, minimally-structured baseline against which the effects of more complex topologies – such as the community and small-world structures studied by [6] and [7] – can later be compared. Second, many real social networks are sparse, in the sense that each individual maintains a roughly constant number of meaningful social ties regardless of population size; the Erdős–Rényi construction with $p \sim O(1/N)$ naturally reproduces this sparsity regime. Third, the model has well-understood mathematical properties – including sharp percolation thresholds and known degree-distribution statistics – which allow us to interpret phase-boundary shifts in terms of established network theory rather than topology-specific artefacts. Fourth, and most importantly, the absence of community structure, degree heterogeneity, or clustering in $G(N,p)$ allows us to isolate the effect of connectivity p and dynamic edge weighting Δ on language coexistence, without con-

founding these effects with the topological features studied elsewhere in the literature [9–11].

Nodes are initialised with equal probability to speak language A or language B:

$$\rho_A(0) = \rho_B(0) = 0.5, \tag{2}$$

where $\rho_A(0)$ and $\rho_B(0)$ denote the fraction of agents speaking language A and language B at time $t = 0$, respectively. The symmetric initialisation ensures that neither language starts with a prestige advantage.

Note on notation: Throughout this paper, ρ_L denotes a *population-level density*: the fraction of all N agents speaking language L at a given time. By contrast, σ_i (as used in Equations (5) and (6) denotes the *individual language state* of a specific agent i – i.e. which language (A or B) agent i currently speaks. Thus $\rho_A(t) = \frac{1}{N}\sum_i \delta(\sigma_i(t), A)$: ρ is an aggregate statistic computed over the population, while σ is a per-agent variable. This distinction becomes important once individual states become heterogeneous under the weighted dynamics introduced below.

Each edge (i, j) — where i and j are two connected nodes — is initialised with unit weight:

$$w_{ij}(0) = 1. \tag{3}$$

Here, $w_{ij}(t)$ denotes the *social-tie strength* between nodes i and j at time t: a scalar quantity representing how strongly agent i's language choice is influenced by agent j (and vice versa, since the network is undirected), independent of the mere presence or absence of the edge itself. This baseline weight of 1 reflects equal social-tie strength at the start of the simulation, before any community bonding has taken place. As described in Section B, $w_{ij}(t)$ evolves over time according to the linguistic identities of i and j, allowing the model to capture the reinforcement of ties between co-minority speakers.

B. Dynamic Edge Weighting

The core innovation of this work is a co-evolving edge weight. At each discrete time step t, after language states are updated, the weight of every edge connecting two nodes that speak the minority language is reinforced:

$$w_{ij}(t+1) = w_{ij}(t) + \Delta \quad \text{if } \sigma_i = \sigma_j = L_{\min}, \tag{4}$$

where $\Delta \in [0.1, 0.5]$ is the reinforcement strength parameter and $L_{\min}$ denotes the currently minority language, determined at each time step by

$$L_{\min}(t) = \begin{cases} A & \text{if } \rho_A(t) < \rho_B(t), \\ B & \text{if } \rho_B(t) < \rho_A(t), \end{cases} \tag{5}$$

i.e. whichever language has the smaller population density is treated as the minority language for the purposes of edge reinforcement at time t. Since $\rho_A(t) + \rho_B(t) = 1$, $L_{\min}(t)$ is simply the language with density below 0.5, and may switch identity over the course of the simulation if the population balance shifts. All other edges retain their current weight [8, 12].

a. ***Motivation for the*** Δ ***range*** $[0.1, 0.5]$*:* The lower bound $\Delta = 0.1$ is chosen to ensure that edge reinforcement is *dynamically meaningful*: for $\Delta < 0.1$ the weight increment per step is too small relative to the majority-pressure term, causing the minority community to erode before any measurable bonding effect can stabilise it. The upper bound $\Delta = 0.5$ guards against *numerical instability*: for $\Delta > 0.5$ the intra-minority edge weights grow so rapidly that they dominate all switching probabilities within a few iterations, producing an artefactual "lock-in" of minority speakers that is not physically motivated. The interval $[0.1, 0.5]$ thus brackets the regime where dynamic bonding is strong enough to matter but mild enough to remain comparable to external majority pressure throughout the simulation horizon.

b. ***Motivation for the*** p ***range*** $[0.0025, 0.1]$*:* Real-world social networks are *sparse*: the number of meaningful social contacts per individual is roughly constant (Dunbar's number ~ 150), so $p \sim O(1/N)$ for large N. For $N = 1000$, this corresponds to $p \approx 0.001$–0.1. Below $p \approx 0.0025$ the network is below the percolation threshold and fractures into isolated components, preventing any meaningful global dynamics; above $p \approx 0.1$ the network becomes effectively dense and mean-field results apply, removing the topological richness that motivates this study. The range $[0.0025, 0.1]$ therefore spans the sociologically relevant sparse-to-near-dense transition.

This rule captures the sociolinguistic observation that minority speakers strengthen intra-community bonds as a survival mechanism [13].

C. Probabilistic Agent-Based Framework

The probabilistic variant replaces the forced transition with a language-switching probability derived from the weighted local density:

$$P_i(A \to B) = s \cdot \left(\frac{\sum_{j \in \mathcal{N}(i),\, \sigma_j = B} w_{ij}}{\sum_{j \in \mathcal{N}(i)} w_{ij}} \right)^a, \tag{6}$$

which generalises Equation 1 to weighted, locally-connected networks. $\mathcal{N}(i)$ is the number of connected nodes. The baseline simulations use $s = 0.5$ (symmetric prestige) and $a = 1$ (neutral volatility / linear response to weighted density). An optimisation step sets $s = 1$ to

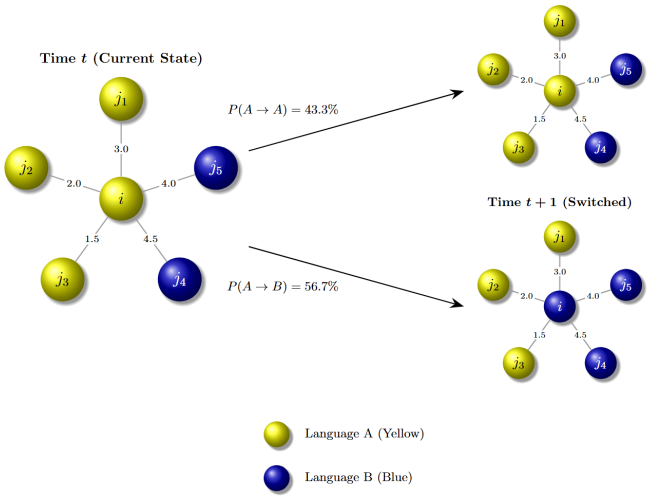

FIG. 1. Probabilistic Model: Schematic illustration of the probabilistic agent-based language competition model with dynamic edge weighting. Yellow nodes represent agents speaking Language A, while blue nodes represent agents speaking Language B. The central node updates its language state according to the weighted influence of its neighbouring agents, where the edge weights w_{ij} denote the strength of social interactions. The language-switching probability is computed from the weighted local language densities using Eq. 4. During the evolution, edges connecting neighbouring minority-language speakers are reinforced according to Eq. 6, establishing a feedback between network topology and language dynamics.

accelerate convergence without loss of generality for the symmetric case.

Fig.1 provides a schematic illustration of the probabilistic agent-based framework employed in this study. The central node i interacts with its neighbouring agents through weighted edges, where each edge weight represents the strength of social interaction between two connected individuals. The neighbouring nodes belong to either Language A or Language B, and the weighted contributions from each language are accumulated separately to determine the local linguistic influence on the central node [8].

The figure further demonstrates that the decision of an individual depends not only on the number of neighbouring speakers but also on the strengths of the social ties connecting them. Neighbours connected through larger edge weights exert a stronger influence on the language-switching probability than those connected through weaker links. During the evolution of the system, these interaction strengths are continuously updated through the dynamic edge-weight reinforcement mechanism described in Eq. 4. This adaptive reinforcement establishes a feedback mechanism between the evolving network structure and the language dynamics.

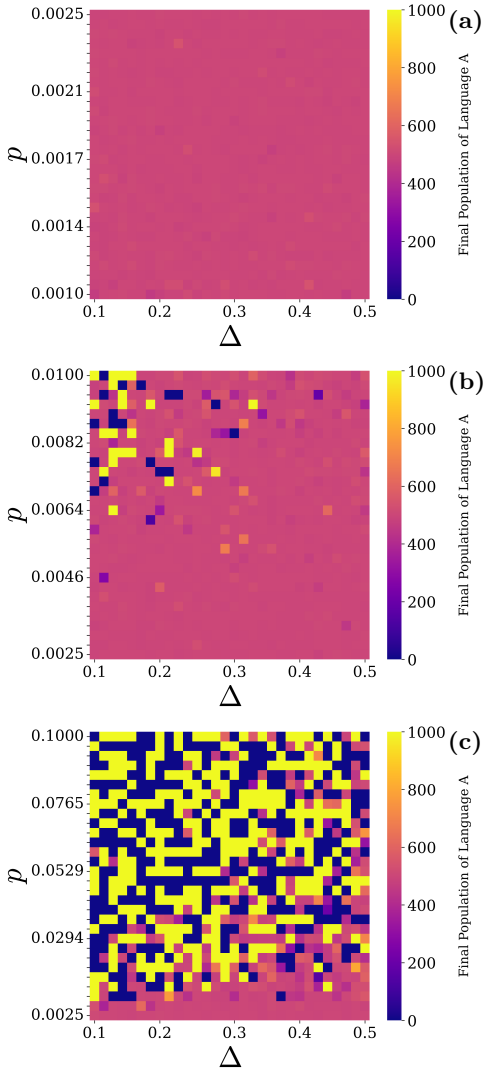

FIG. 2. Comparative phase-space diagrams for three connectivity regimes. Colour encodes the A-language population at $T = 250$. (a) Sparse (p low); (b) Transition (percolation threshold); (c) Dense (p high).

D. Simulation Protocol

For each parameter pair (p, Δ) drawn from the grid $p \in [0.0025, 0.1]$, $\Delta \in [0.1, 0.5]$, the system evolves for $T = 250$ time steps. Simulations are performed for two representative values of the language prestige parameter, $s = 0.5$ and $s = 1.0$, in order to examine the influence of prestige on the competition dynamics. Each time step is sufficient time in which agents evolve to a new state typically of the order of few months to a year for typical social network. The final state is recorded as the A-language population, in a total population of $N = 1000$. Multiple realisations are averaged to reduce stochastic variance.

IV. PHASE-SPACE ANALYSIS

A. Comparative Phase-Space Regimes

We classify the final state of each simulation into two regimes based on the final density ρ of the majority language:

- **Binary Dominance** ($\rho \geq 0.90$): one language captures a supermajority, indicating a "winner-takes-all" outcome.
- **Non-Binary / Coexistence** ($\rho < 0.90$): neither language dominates; linguistic diversity persists.

Three connectivity regimes are examined while sweeping $\Delta \in [0.1, 0.5]$:

Fig.2 presents the comparative phase-space diagrams for three different connectivity regimes of the Erdős–Rényi network. The horizontal axis represents the network connectivity probability p, while the vertical axis denotes the dynamic edge-reinforcement parameter Δ. The colour scale indicates the final majority-language density ρ after $T = 250$ iterations, thereby distinguishing regions of binary dominance from those exhibiting long-term coexistence.

The principal effect of increasing connectivity is a progressive shift of the coexistence region towards higher reinforcement strengths. In sparse networks, limited communication pathways restrict the spread of the majority language, allowing minority communities to survive even under relatively weak reinforcement. As the network approaches the percolation threshold, long-range communication becomes increasingly effective, intensifying the competition between majority-language propagation and adaptive minority reinforcement. In the dense regime, multiple communication paths facilitate rapid information spreading throughout the network, making minority-language persistence possible only when sufficiently strong edge reinforcement compensates for the increased majority influence.

These results demonstrate that network connectivity and adaptive edge reinforcement act as competing mechanisms that collectively determine the phase behaviour of the system. Increasing p enhances global communication and promotes language homogenisation, whereas increasing Δ strengthens local minority cohesion and stabilises coexistence. The systematic displacement of the coexistence region with increasing connectivity provides the physical motivation for the quantitative phase-boundary analysis presented in the following section.

Overall, Fig.2 demonstrates that network connectivity is one of the key factors governing the language competition dynamics. As the connectivity probability p increases from the sparse to the dense regime, the coexistence region progressively shrinks and shifts towards larger values of Δ. This behaviour indicates that increasing network connectivity enhances the efficiency of majority-language propagation, whereas dynamic edge reinforcement acts as a stabilising mechanism that enables minority-language communities to survive. These observations provide the physical basis for the quantitative phase-boundary analysis performed using the Support Vector Machine (SVM) classifier in the following section.

TABLE I. Connectivity regimes and qualitative outcomes.

Regime	p range	Qualitative observation
Sparse	$[0.0025, 0.005]$	Disconnected clusters; minority language persists at low Δ.
Transition	$[0.005, 0.0075]$	Percolation threshold; boundary shifts; moderate Δ needed.
Dense	$[0.0075, 0.1]$	Well-connected; minority language highly vulnerable; high Δ required.

Table I. summarises the qualitative behaviour of the proposed language competition model across the three connectivity regimes of the Erdős–Rényi network. The results demonstrate that network connectivity plays a decisive role in determining whether the minority language survives or is driven to extinction.

In the sparse regime ($p \in [0.0025, 0.005]$), the network is fragmented into several disconnected or weakly connected components. The limited number of communication paths reduces the ability of the majority language to propagate throughout the system. Consequently, minority-language speakers remain confined within isolated local communities, allowing them to survive even when the edge-reinforcement strength Δ is relatively small. As a result, the coexistence region occupies a larger portion of the phase space as shown in Fig.2(a)

As in Fig.2(b) the connectivity increases into the transition regime ($p \in [0.005, 0.0075]$), the network approaches the percolation threshold and isolated components begin to merge into a giant connected cluster. At this stage, linguistic influence propagates over much larger distances, increasing the competition between majority-language expansion and minority-language reinforcement. Consequently, a moderate value of the reinforcement parameter Δ is required to maintain stable coexistence, and the phase boundary becomes increasingly sensitive to small variations in the model parameters.

In the dense regime Fig.2(c) ($p \in [0.0075, 0.1]$), the network is highly interconnected, allowing the majority

language to spread efficiently through multiple interaction pathways. The increased global connectivity significantly weakens the ability of isolated minority-language communities to resist majority influence. Therefore, only sufficiently large reinforcement strengths can preserve minority-language clusters, whereas smaller values of Δ rapidly lead to complete language dominance.

Overall, Table 1 highlights the competing roles of network connectivity and adaptive edge reinforcement. Increasing the connectivity probability enhances the propagation of the majority language, whereas dynamic edge reinforcement strengthens interactions among minority-language speakers and promotes their persistence. The balance between these two mechanisms determines the location of the phase boundary separating dominance from coexistence and provides the physical basis for the quantitative Support Vector Machine (SVM) analysis presented in the following section.

The key qualitative finding is that increasing p facilitates global communication, exposing minority speakers to stronger majority influence and making the minority language more vulnerable unless balanced by a sufficiently large reinforcement factor Δ.

B. SVM Phase Boundary Identification

To mark the phase boundary, we train a Support Vector Machine (SVM) [14–16] with a Radial Basis Function (RBF) kernel [17] on the (p, Δ) parameter grid. Each grid point is labelled $y \in \{-1, 1\}$ based on the dominance threshold.

a. Background on SVMs. A Support Vector Machine is a supervised binary classifier that finds the maximum-margin hyperplane separating two classes in a (possibly high-dimensional) feature space. Each training pair $(\mathbf{x}_i, y_i)$, for $i = 1, \ldots, n$, consists of a (p, Δ) grid point $\mathbf{x}_i$ and its regime label $y_i \in \{-1, +1\}$, where $+1$ denotes Dominance and -1 denotes Coexistence.

We adopt the *soft-margin* formulation, which tolerates noisy or overlapping grid points near the transition rather than demanding perfect separability:

$$y_i \left(\mathbf{w}^\top \mathbf{x}_i + b\right) \geq 1 - \xi_i, \tag{7}$$

where $\mathbf{w}$ is the weight vector orienting the separating hyperplane (its magnitude sets the margin width, $\propto 1/\|\mathbf{w}\|$), b is the offset, and $\xi_i \geq 0$ is a slack variable — the penalty incurred if point i falls inside the margin or on the wrong side of it. The signed quantity $y_i\big(\mathbf{w}^\top \phi(\mathbf{x}_i) + b\big)$ is simply a classification score: positive means $\mathbf{x}_i$ is correctly assigned to its regime, negative means misclassified.

Training solves the convex quadratic programme

$$\min_{\mathbf{w}, b, \boldsymbol{\xi}} \ \frac{1}{2}\|\mathbf{w}\|^2 + C \sum_{i=1}^{n} \xi_i, \tag{8}$$

subject to Eq. (7). The first term maximises the margin width; the second, scaled by the regularisation hyperparameter $C > 0$, penalises margin violations across the grid. C thus controls the trade-off between a wide, robust margin and strict classification accuracy on the (p, Δ) data — a larger C pushes the classifier to fit the simulated dominance/coexistence labels more tightly, at the cost of a narrower margin.

Rather than working explicitly in a high-dimensional feature space $\phi(\mathbf{x})$, we exploit the *kernel trick*: both training and the resulting decision function depend on the data only through inner products $\phi(\mathbf{x}_i)^\top \phi(\mathbf{x}_j)$, evaluated directly via a kernel $K(\mathbf{x}_i, \mathbf{x}_j)$ without ever computing $\phi(\cdot)$. The *RBF kernel*

$$K(\mathbf{x}, \mathbf{x}') = \exp\big(-\gamma \|\mathbf{x} - \mathbf{x}'\|^2\big) \tag{9}$$

is used here because it captures arbitrarily non-linear phase boundaries in the (p, Δ) plane without an explicit parametric form [16, 18]. The resulting decision boundary traces the critical reinforcement threshold $\Delta_c(p)$ below which dominance occurs.

As p increases across the three regime+s, Δ_c shifts upward: denser networks require stronger minority bonding to sustain coexistence.

Fig.3 presents the Support Vector Machine (SVM) decision boundaries separating the binary dominance and coexistence regimes in the (p, Δ) parameter space for three different connectivity ranges. The solid curves represent the critical reinforcement strength required to sustain minority-language coexistence, while the coloured regions correspond to the two distinct dynamical phases identified from the simulation data. The SVM classifier provides a smooth, non-parametric approximation to the phase boundary, enabling a quantitative determination of the transition between language dominance and coexistence.

A clear systematic evolution of the phase boundary is observed as the network connectivity increases. In the lowest connectivity range, the critical reinforcement strength remains relatively small because sparse networks limit the propagation of the majority language, enabling minority communities to survive under comparatively weak adaptive reinforcement. As the connectivity approaches the percolation regime, long-range communication becomes increasingly effective, strengthening the competition between majority-language spreading and minority-language reinforcement. This competition shifts the critical boundary towards larger values

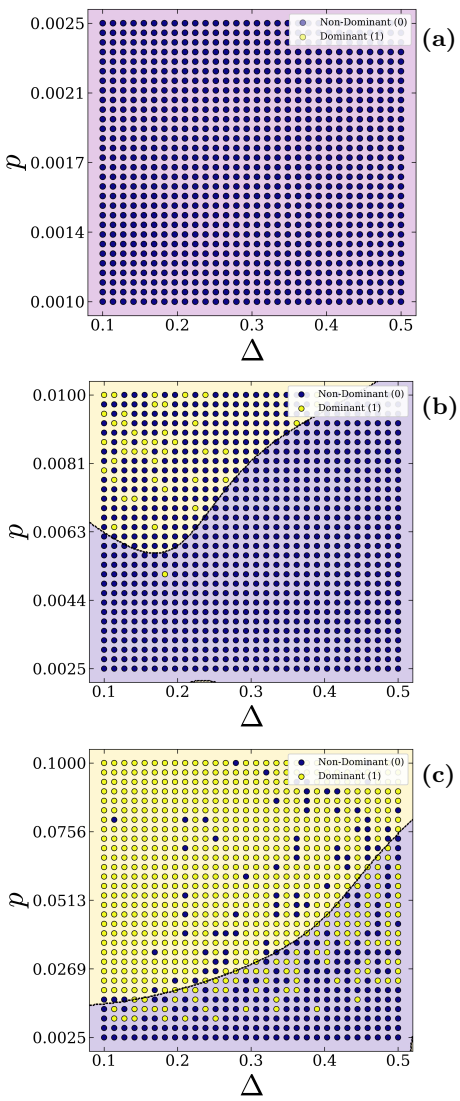

FIG. 3. SVM decision boundaries (solid curves) separating dominance from coexistence regimes across three connectivity ranges. (a) Regime 1: $p \in [0.001, 0.0025]$; (b) Regime 2: $p \in [0.0025, 0.01]$; (c) Regime 3: $p \in [0.0025, 0.1]$. The upward shift of the boundary with increasing p shows that denser networks demand higher reinforcement Δ to maintain linguistic diversity.

of Δ and broadens the transition region. For the highest connectivity range, the network becomes sufficiently well connected that majority-language influence propagates efficiently throughout the system, and only strong adaptive reinforcement is capable of maintaining stable minority-language communities.

The progressive upward displacement of the SVM boundary across the three connectivity ranges demonstrates that the critical reinforcement required for coexistence is strongly controlled by network topology. Increasing connectivity enhances global information transfer and therefore favours majority-language dominance, whereas adaptive edge reinforcement counteracts this tendency by strengthening interactions within minority-language communities. The balance between these competing mechanisms determines the location of the phase transition in the parameter space.

The smoothness of the SVM boundaries further indicates that the transition between the two dynamical phases is continuous over the explored parameter range. Rather than producing abrupt discontinuities, changes in connectivity gradually modify the reinforcement threshold required for minority-language survival. This result highlights the effectiveness of machine-learning-based classification in identifying complex phase boundaries in stochastic agent-based systems and provides a quantitative framework for analysing the influence of adaptive social interactions on language competition.

V. ANOMALOUS CLUSTER PERSISTENCE

A. Motivation and Hypothesis

During SVM boundary validation, a subset of parameter points within the predicted Binary Dominance Region exhibited unexpected coexistence (non-binary dominance). We hypothesise, consistent with agent-based modelling theory [6], that this anomaly arises from the formation of *localised minority clusters* — connected subgraphs of minority speakers that are sufficiently isolated from the majority to resist convergence. The dynamic weighting rule (Eq. (4)) reinforces intra-cluster edges over time, making these communities increasingly resistant to external pressure[19].

B. Cluster Quantification at $T = 250$

Fig.4 and Fig.5 illustrate the relationship between the SVM-predicted phase boundary and the formation of minority-language clusters for network sizes $N = 50$ and $N = 100$, respectively, after $T = 250$ iterations. In both figures, the first row corresponds to the symmetric prestige case ($s = 1.0$), while the second row shows the results for $s = 0.5$, allowing the influence of language prestige on cluster formation to be examined.

A common feature observed in both network sizes is that the anomalous non-binary dominant states are concentrated near the SVM phase boundary. These anomalous points consistently coincide with the presence of compact and well-connected minority-language clusters, indicating that adaptive edge reinforcement enables locally connected minority communities to resist complete extinction even within regions where the SVM predicts majority-language dominance. In contrast, non-

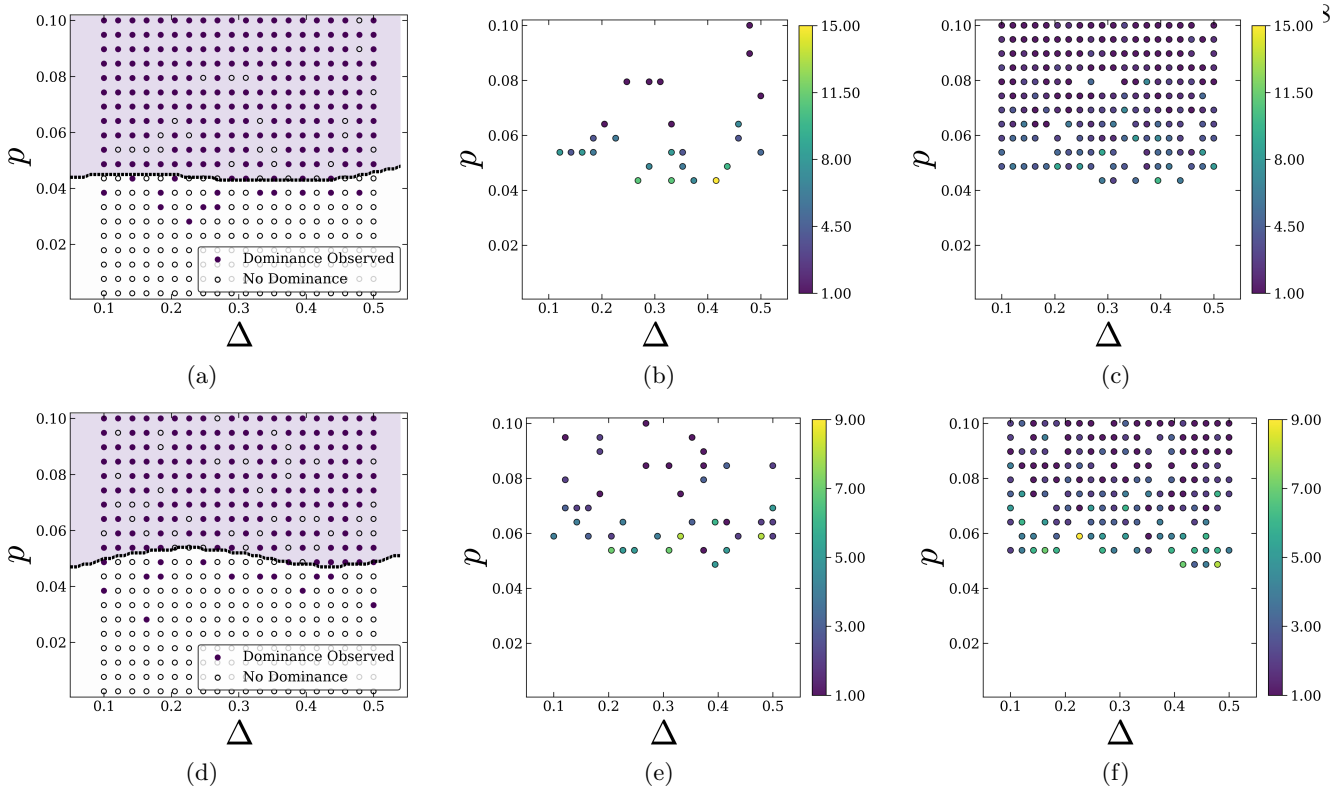

FIG. 4. Phase boundary and anomalous cluster visualisation for a network of $N = 50$ at $T = 250$. The **top row** (a-c) corresponds to $s = 1.0$, while the **bottom row** (d-f) corresponds to $s = 0.5$. Panels (a,d) show the SVM phase boundary, where open white circles denote non-binary dominant (anomalous) points within the predicted dominance region. Panels (b,e) show the cluster formation in anomalous points, and panels (c,f) show the cluster formation in non-anomalous points. Colors show the size of the clusters.

anomalous parameter points exhibit either fragmented or very small minority-language clusters, allowing the majority language to propagate throughout the network and ultimately achieve global dominance. This comparison demonstrates that the anomalous coexistence originates from dynamically reinforced minority communities rather than from inaccuracies in the SVM classification.

The comparison between the two prestige values further shows that the underlying clustering mechanism remains qualitatively unchanged. Although the spatial distribution and density of anomalous points vary between $s = 1.0$ and $s = 0.5$, minority-language persistence is consistently associated with the survival of locally reinforced clusters. Thus, varying the prestige modifies the extent of the anomalous coexistence region without changing the physical mechanism responsible for its formation.

A comparison of Fig.4 and Fig.5 highlights the influence of system size on cluster persistence. While both network sizes exhibit anomalous coexistence near the phase boundary, the larger network ($N = 100$) contains a greater number of anomalous configurations together with more extensive cluster formation. The increased number of agents provides additional opportunities for minority-language speakers to establish locally connected communities before the majority language spreads throughout the network. Consequently, dynamically reinforced clusters survive over a broader region of the parameter space than in the smaller system.

Overall, it provide direct microscopic evidence for the origin of the anomalous coexistence region identified by the SVM analysis. Rather than representing classification errors, the anomalous states arise from the formation of compact minority-language clusters that are stabilised through adaptive edge reinforcement. These results establish a clear connection between the macroscopic phase boundary and the underlying cluster dynamics responsible for minority-language persistence.

C. Cluster Quantification at $T = 750$

To investigate the temporal evolution of anomalous clustering, we repeat the above analysis with an extended simulation horizon of $T = 750$ iterations. The following phase-space plots were generated under identical parameter grids and network sizes, but with three times as

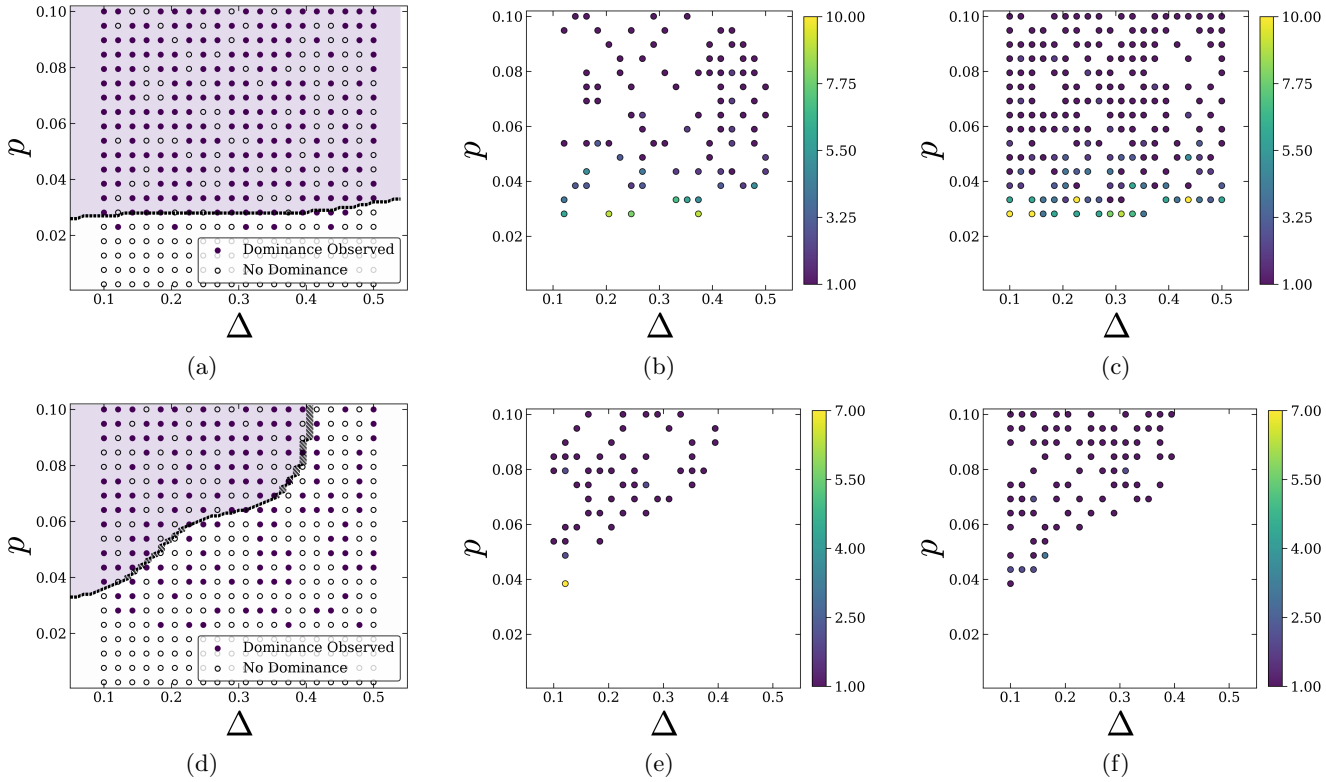

FIG. 5. Phase boundary and anomalous cluster visualisation for a network of $N = 100$ at $T = 250$. The **top row** (a-c) corresponds to $s = 1.0$, while the **bottom row** (d-f) corresponds to $s = 0.5$. Panels (a,d) show the SVM phase boundary. Panels (b,e) show the cluster formation in anomalous points, and panels (c,f) show the cluster formation in non-anomalous points. Increased connectivity raises the number of anomalous points and enhances the extent of cluster formation. Colors represent the size of the clusters.

many evolution steps.

To investigate the long-time stability of anomalous coexistence, the simulations were extended to $T = 750$ iterations while maintaining the same parameter space and network configurations used for the $T = 250$ analysis. Fig.6 and Fig.7 present the corresponding phase-boundary and cluster analyses for network sizes ranging from $N = 50$ to $N = 500$. These results enable a direct comparison between intermediate-time and long-time dynamics, providing insight into the persistence and evolution of minority-language clusters.

Across all network sizes, the anomalous non-binary dominant states remain concentrated near the SVM phase boundary, indicating that the underlying mechanism responsible for anomalous coexistence is preserved during long-time evolution. Minority-language persistence continues to arise from dynamically reinforced local clusters that temporarily withstand the surrounding majority-language influence. However, the number of anomalous configurations decreases significantly compared with the results obtained at $T = 250$, demonstrating that many coexistence states observed at shorter times are metastable rather than true steady-state solutions. As the dynamics proceeds, weakly connected minority communities gradually dissolve, allowing the majority language to dominate a larger fraction of the parameter space.

The effect of network size becomes more pronounced during the extended evolution. Although the qualitative phase behaviour remains consistent across all values of N, larger systems exhibit fewer persistent anomalous states together with a lower mean cluster count than smaller networks. The increased number of communication pathways in larger networks facilitates the spread of the majority language, making long-term topological isolation of minority-language communities increasingly difficult. Consequently, the surviving minority clusters become more compact and localized, particularly for $N = 250$ and $N = 500$, where most anomalous configurations are characterised by only one or a few isolated minority clusters.

A comparison between the $T = 250$ and $T = 750$ results therefore reveals a systematic temporal evolution of the phase behaviour. Increasing the simulation time sharpens the phase boundary by eliminating transient coexistence states, while increasing the network size fur-

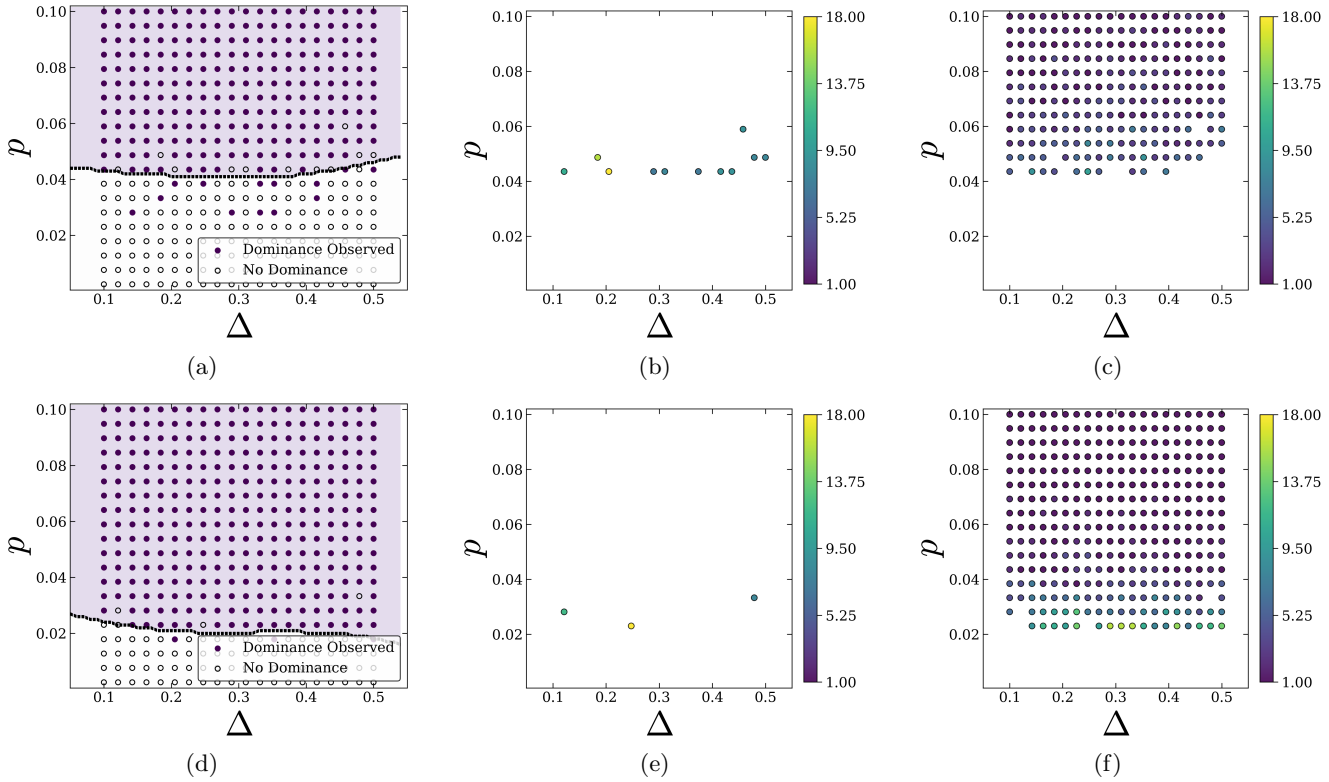

FIG. 6. Phase boundary and anomalous cluster analysis at $T = 750$ for two network sizes. The **top row** (a-c) corresponds to $N = 50$, while the **bottom row** (d-f) corresponds to $N = 100$. (a,d) shows SVM phase boundary. (b,e) show the cluster formation in anamalous points . Panel(c,f) shows the cluster formation in non anamalous points.

ther suppresses minority-language persistence through enhanced global connectivity. Despite these quantitative changes, the microscopic mechanism responsible for anomalous coexistence remains unchanged: minority-language survival is consistently associated with dynamically reinforced clusters located near the phase boundary. The extended simulations therefore demonstrate that adaptive edge reinforcement can substantially delay language extinction but cannot indefinitely prevent majority-language dominance unless sufficiently robust and well-connected minority communities are established.

Two robust trends emerge when comparing the $T = 250$ and $T = 750$ results:

a. Clustering decreases with simulation time: At $T = 750$ the anomalous points (non-dominant outcomes inside the predicted dominance region) are fewer and less scattered than at $T = 250$ for every network size tested. The dynamic reinforcement eventually builds sufficient intra-cluster cohesion for minority clusters to either consolidate into stable enclaves or, more commonly, succumb to majority pressure once their periphery is eroded. In other words, extended simulation reveals that many of the anomalous points at $T = 250$ were *transient* — the system had not yet reached its absorbing state within 250 steps.

b. Clustering decreases with network size: Across both time horizons, the density of anomalous points and the average cluster count in non-dominant trials decrease as N increases from 50 to 500. Larger networks provide more alternative majority-language paths around any minority enclave, making topological isolation harder to sustain. This is in line with the thermodynamic-limit argument: in the limit $N \to \infty$ the phase boundary sharpens and the measure of the anomalous transition zone shrinks to zero [6, 7].

D. Scaling Analysis and Key Insights

Three scaling laws emerge from the above study:

a. Temporal evolution of phase stability. Over time, the dynamic edge reinforcement causes minority clusters to become internally more cohesive. The phase boundary sharpens as the system approaches steady state, and the misclassification rate of the SVM decreases as T grows.

b. Impact of system scale (N). As N increases, the average minority cluster size decreases relative to N. Larger systems exhibit greater stochastic noise at the

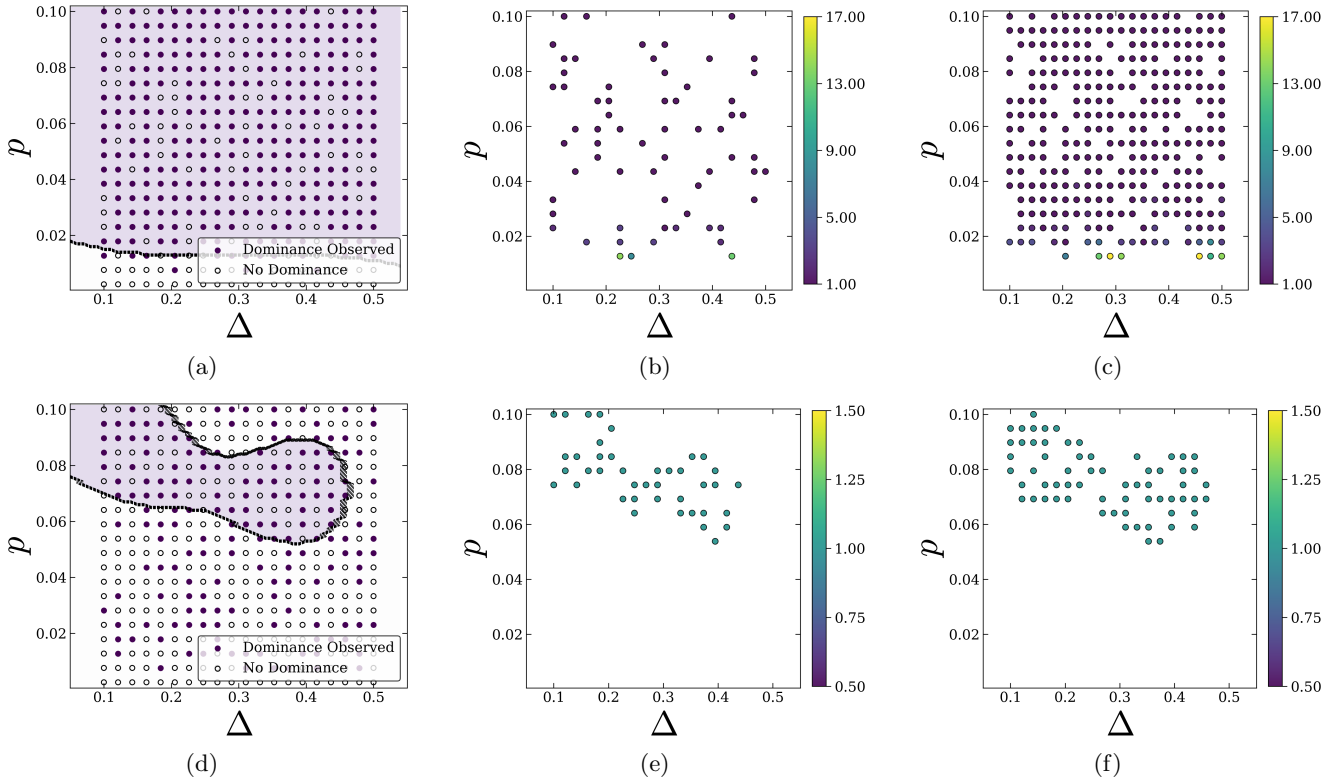

FIG. 7. Phase boundary and anomalous cluster analysis at $T = 750$ for network sizes $N = 250$ and $N = 500$. The **top row** (a-c) corresponds to $N = 250$, while the **bottom row**(d-f) corresponds to $N = 500$. (a,d) shows the SVM phase boundary, where open white circles denote non-binary dominant (anamalous) points within the predicted dominance region. panel (b,e) show the cluster formation in anamalous points, (c,f) show the cluster formation in non-anamalous points.

TABLE II. Summary of scaling behaviour across network sizes.

N	Average cluster size	Phase boundary width	Anomaly density	Iterations (T)
50	High (10 - 18)	Sharp	Low (4.64%)	750
100	High (9 - 13.5)	Medium	Low (1.25%)	750
250	Medium (5 - 17)	Medium	Medium (18.82%)	750
500	Low (1 - 1.5)	Broad	High (39.21 %)	750

majority–minority interface, causing the effective phase boundary to broaden compared to smaller, more tightly-coupled networks.

c. Boundary dynamics. The density of anomalous (non-binary dominant) points is highest in the (p, Δ) region proximal to the SVM boundary. This indicates that the dominance-to-coexistence transition is governed by the fragmentation of the population into a larger number of smaller, isolated minority clusters, consistent with the community-structure findings of [6].

Table 2 summarises the qualitative scaling behaviour observed across different network sizes at $T = 750$. As the system size increases, the average cluster size – the number of nodes in a connected minority-language subgraph surviving at an anomalous parameter point – decreases, falling from 10–18 nodes at $N = 50$ to 1–1.5 nodes at $N = 500$, indicating that larger networks favour the fragmentation of minority-language communities into smaller isolated groups. At the same time, the phase boundary width, which describes how cleanly the SVM boundary separates the dominance and coexistence regimes, becomes progressively broader, reflecting the increasing influence of stochastic fluctuations in larger systems. This broadening is accompanied by an increase in the anomaly density – the percentage of (p, Δ) grid points classified as Dominance by the SVM that instead exhibit non-binary (coexistence) behaviour in simulation – rising from 4.64% at $N = 50$ to 39.21% at $N = 500$, suggesting that finite-size effects become more pronounced as the number of agents increases. Despite these quantitative changes, the underlying mechanism responsible for anomalous coexistence remains unchanged. Minority-language persistence continues to arise from the formation of compact, dynam-

ically reinforced clusters that survive within the SVM-predicted dominance region. These observations demonstrate that network size primarily affects the sharpness of the phase transition and the spatial distribution of anomalous states, while the fundamental role of adaptive edge reinforcement in sustaining minority-language communities is preserved across all system sizes.

VI. DISCUSSION

The results presented here extend the Abrams–Strogatz framework in two complementary directions. First, the dynamic edge-weighting mechanism provides a principled way to encode the social bonding component of language loyalty: minority speakers who interact frequently become increasingly resistant to majority pressure. This is qualitatively consistent with [13]'s finding that dense, multiplex social networks confer greater language vitality on minority varieties.

Second, the SVM-based phase boundary identification provides a data-driven complement to the analytic fixed-point analysis of [7]. While analytic methods are exact but often limited to simple network topologies, the SVM approach scales naturally to complex parameter landscapes generated by simulation, and provides a classification framework that can incorporate additional features (e.g., degree heterogeneity, clustering coefficient) in future work.

The anomalous cluster persistence results suggest a new mechanism for minority language survival that operates even in regimes where mean-field theory predicts extinction: topological trapping of minority speakers in loosely connected subgraphs. This is analogous to the "topological traps" described by [6] for community-structured networks and suggests that the Δ-reinforcement mechanism may amplify these trapping effects.

A limitation of the current study is that the simulations use a fixed $T = 250$ for all N, which means larger networks may not have reached steady state. Future work will use adaptive stopping criteria (e.g., when the fraction of switching agents falls below a threshold) to ensure comparability across scales.

VII. EXTENSION TO BILINGUAL MODELS

The binary $\{A, B\}$ framework studied above omits an important real-world category: bilingual speakers who actively use both languages. Following [5], we outline an extension to a tripartite state space $\{A, AB, B\}$, where AB is the bilingual state.

A. Bilingual Transition Probabilities

The extended transition probabilities are:

$$P_{A\to AB} = s \cdot (\sigma_B)^a, \tag{10}$$

$$P_{B\to AB} = (1-s) \cdot (\sigma_A)^a, \tag{11}$$

$$P_{AB\to A} = (1-s) \cdot (1-\sigma_B)^a, \tag{12}$$

$$P_{AB\to B} = s \cdot (1-\sigma_A)^a, \tag{13}$$

where transitions between A and B are constrained to pass through the bilingual intermediate state AB. The dynamic edge-weighting rule Eq. (4) carries over naturally: edges between any two non-majority speakers (including bilinguals) can be reinforced.[20–22]

B. Observation from the Results

Fig.8 presents the phase diagrams obtained for the proposed bilingual extension of the language competition model for two representative network sizes, $N = 100$ and $N = 1000$. For both systems, the language prestige parameter s is varied systematically to investigate its influence on the transition between coexistence and monolingual dominance. The selected prestige values represent the coexistence, critical, and dominance regimes, allowing the evolution of the phase behaviour to be examined across different system sizes.

A common feature observed for both network sizes is the progressive reduction of the coexistence region with increasing language prestige. At relatively low values of s, neither language possesses a sufficient social advantage to eliminate the competing language, and the presence of bilingual agents promotes long-term coexistence by acting as an intermediate linguistic state that facilitates communication between the two language communities. As the prestige parameter approaches its critical value, the competition between majority-language expansion and minority-language persistence becomes increasingly balanced, producing a narrow transition region that separates coexistence from dominance. Beyond this threshold, the higher-prestige language spreads rapidly throughout the network, causing the coexistence region to contract significantly and driving the system towards monolingual dominance.

Although the qualitative evolution remains identical for both network sizes, increasing the number of agents leads to a noticeably sharper phase transition. The larger network exhibits a more clearly defined phase boundary and a narrower crossover region, reflecting the reduced influence of finite-size fluctuations. Consequently, the transition between coexistence and dominance becomes considerably more abrupt for $N = 1000$ than for

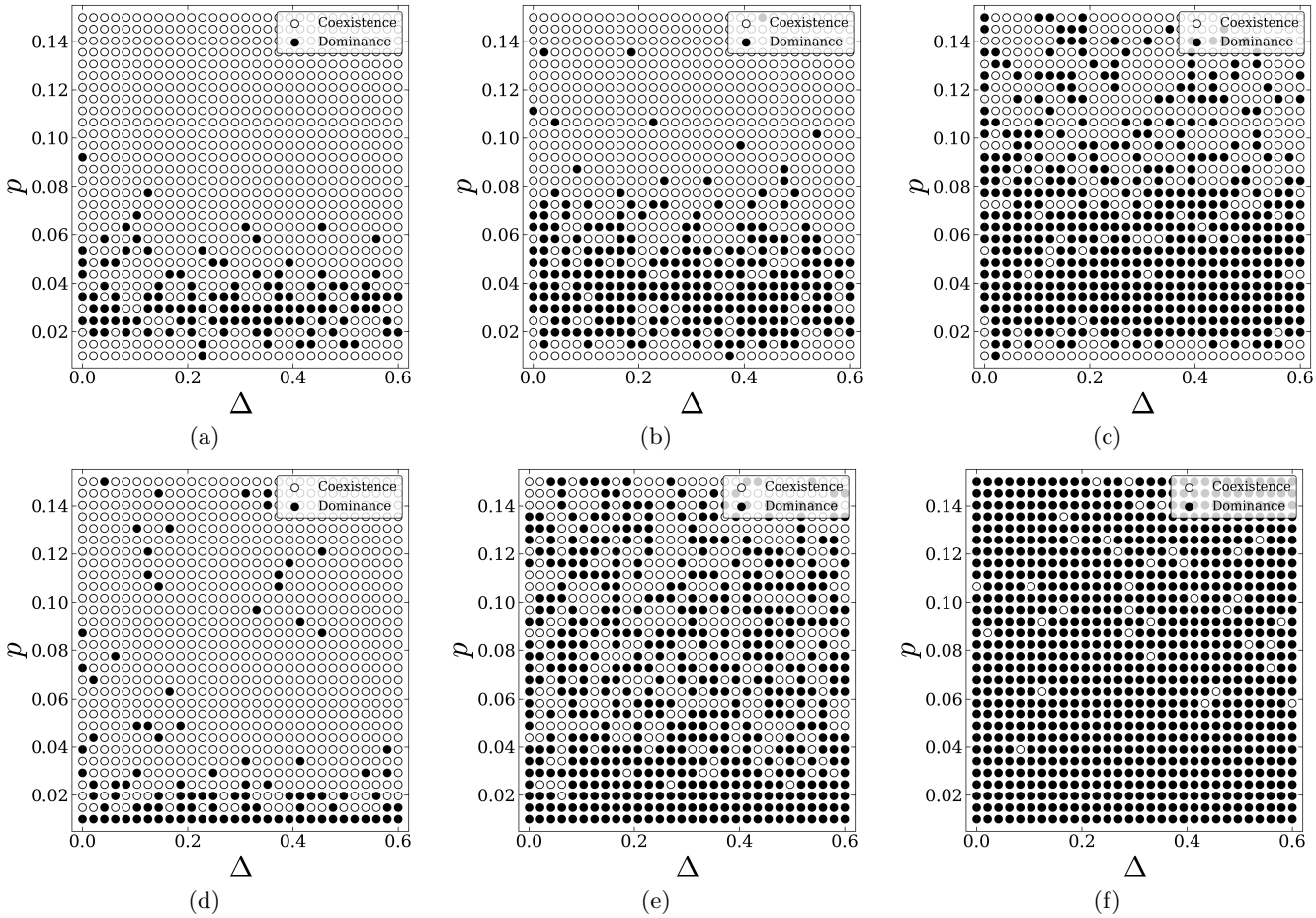

FIG. 8. Phase diagrams for the bilingual model extension. *Top row* (100 nodes): (a) $s = 0.63$ (Coexistence); (b) $s = 0.66$ (Critical); (c) $s = 0.67$ (Dominance). *Bottom row* (1000 nodes): (d) $s = 0.73$ (Coexistence); (e) $s = 0.75$ (Critical); (f) $s = 0.77$ (Dominance). The transition from coexistence through the critical point to monolingual dominance as prestige s increases is visible in both rows.

$N = 100$, while the sequence of dynamical regimes remains unchanged.

These results demonstrate that the introduction of bilingual agents enriches the dynamics of the language competition model by providing an intermediate linguistic state that promotes coexistence over a broader region of the parameter space. However, the stabilising influence of bilingualism is ultimately constrained by language prestige. Once the prestige imbalance exceeds a critical threshold, the advantage of the dominant language overcomes the buffering effect of bilingual interactions, resulting in global language dominance. Overall, the phase behaviour is governed by the combined influence of language prestige, bilingual interactions, and network size, providing a more realistic description of language competition in complex social networks.

C. Expected Phase Behaviour

Based on the analytic results of [7], the introduction of bilingual agents is expected to shift the critical coexistence volatility downward: a higher degree of language switching flexibility is required to maintain two-language coexistence. In our dynamic-weighting framework, the interplay between Δ-reinforcement and the bilingual buffer state will determine whether bilingualism stabilises coexistence or, counter-intuitively, accelerates the path to monolingual dominance.

D. Heterogeneous Prestige and Volatility

A further planned extension implements non-uniform prestige values s_i and volatility values a_i at the individual agent level, simulating social hierarchies and varying degrees of linguistic openness. This heterogeneous agent model is more realistic and aligns with the sociolinguistic observation that language loyalty varies substantially

across demographic subgroups [13, 23].

VIII. CONCLUSIONS

We have presented a computational study of language competition on Erdős–Rényi random networks incorporating dynamic edge weighting and probabilistic switching. Our main findings are:

1. Dynamic edge weighting (Δ) counteracts the homogenising effect of network connectivity (p), with a critical threshold $\Delta_c(p)$ above which minority language coexistence is sustained.
2. Phase boundaries identified via SVM shift upward (require higher Δ) as p increases, confirming that denser connectivity accelerates language shift absent strong minority bonding.
3. Anomalous minority clusters persist within predicted dominance regions, especially near the phase boundary. Their prevalence grows with N in absolute terms but shrinks relative to N, consistent with a thermodynamic-limit argument.
4. At extended simulation horizons ($T = 750$), anomalous clustering is reduced compared to $T = 250$, and larger networks ($N = 500$) show less clustering than smaller ones ($N = 50$), confirming the dual role of time and network size in resolving transient minority enclaves.
5. Bilingual extensions and heterogeneous prestige/volatility are natural next steps, expected to produce richer phase diagrams and more realistic contact scenarios.

Taken together, these results underscore the importance of modelling social tie strength as a dynamic quantity in language competition, and suggest that policies aimed at strengthening intra-community bonds among minority speakers may be as important as prestige-boosting interventions for language maintenance.

AUTHOR CONTRIBUTIONS

Somyaranjan Chakra: Conceptualization, Methodology, Software, Formal analysis, Investigation, Data curation, Visualization.

Mohit Anand Madhesia: Writing – original draft, Validation, Discussion and interpretation of results.

Shradha Mishra: Supervision, Project administration, Funding acquisition, Writing – review & editing.

CONFLICT OF INTEREST

There are no conflicts of interest to declare.

ACKNOWLEDGMENT

S C, M A M, S M thank PARAM Shivay for the computational facility under the National Supercomputing Mission, Government of India, at the Indian Institute of Technology (BHU) Varanasi and also IIT (BHU) Varanasi computational facility. S M thanks DST, SERB (INDIA), Project No.: CRG/2021/006945, MTR/2021/000438, and ANRF grant numbered ANRF/ARG/2025/008220/PS for financial support. PKM thanks ANRF, India, for support through the JC Bose Grant (ANRF/JBG/2025/000227/PS).

[1] U. Weinreich, *Languages in contact: Findings and problems*, 1 (Walter de Gruyter, 2010).
[2] J. F. Hamers and M. Blanc, *Bilinguality and bilingualism* (Cambridge University Press, 2000).
[3] J. A. Fishman, *Can threatened languages be saved?: Reversing language shift, revisited: A 21st century perspective*, Vol. 116 (Multilingual Matters, 2001).
[4] D. M. Abrams and S. H. Strogatz, Nature **424**, 900 (2003).
[5] X. Castelló, V. M. Eguíluz, and M. S. Miguel, New Journal of Physics **8**, 308 (2006).
[6] X. Castelló, R. Toivonen, V. M. Eguíluz, J. Saramäki, K. Kaski, and M. San Miguel, EPL (Europhysics Letters) **79**, 66006 (2007).
[7] F. Vazquez, X. Castelló, and M. San Miguel, Journal of Statistical Mechanics: Theory and Experiment **2010**, P04007 (2010).
[8] A. Carro, R. Toral, and M. San Miguel, New Journal of Physics **18**, 113056 (2016).
[9] R. Albert and A.-L. Barabási, Reviews of modern physics **74**, 47 (2002).
[10] M. Newman, *Networks* (Oxford university press, 2018).
[11] B. e. Bollobás, O. Riordan, J. Spencer, and G. Tusnády, Random Structures & Algorithms **18**, 279 (2001).
[12] L. F. Seoane and R. Solé, Scientific reports **8**, 10465 (2018).
[13] L. Milroy, (No Title) (1987).
[14] T. Joachims, in *Learning to classify text using support vector machines* (Springer, 2002) pp. 35–44.
[15] C. Cortes and V. Vapnik, Machine learning **20**, 273 (1995).
[16] B. Schölkopf and A. J. Smola, *Learning with kernels: support vector machines, regularization, optimization, and beyond* (MIT press, 2002).

[17] R. Schaback, Electronic Resource **11**, 1 (2007).
[18] C. M. Bishop and N. M. Nasrabadi, *Pattern recognition and machine learning*, Vol. 4 (Springer, 2006).
[19] M. Patriarca and E. Heinsalu, Physica A: Statistical Mechanics and its Applications **388**, 174 (2009).
[20] J. Mira, L. F. Seoane, and J. J. Nieto, arXiv preprint arXiv:1006.2737 (2010).
[21] R. Cherniha and V. Davydovych, Entropy **22**, 154 (2020).
[22] X. Castelló, V. M. Eguíluz, M. S. MIGUEL, L. Loureiro-Porto, R. Toivonen, J. Saramäki, and K. Kaski, in *The evolution of language* (World Scientific, 2008) pp. 59–66.
[23] S. S. Mufwene, When languages collide: Perspectives on language conflict, language competition, and language coexistence , 324 (2003).