arXiv:2604.24783v3 [cond-mat.stat-mech] 1 Jul 2026

Hyperstatistics

Lucas Squillante[1†], Samuel M. Soares[1†], Constantino Tsallis[2,3,4,5], Mariano de Souza[1*]

[1]IGCE – Physics Department, São Paulo State University (Unesp), Rio Claro, SP, Brazil.
[2]Centro Brasileiro de Pesquisas Físicas, Rua Dr. Xavier Sigaud 150, Rio de Janeiro 22290-180, Brazil.
[3]Santa Fe Institute, 1399 Hyde Park Road, Santa Fe, NM, 87501, USA.
[4]Complexity Science Hub Vienna, Metternichgasse 8, Vienna, 1030, Austria.
[5]Dipartimento di Fisica e Astronomia Ettore Majorana, University of Catania, Via S. Sofia 64, 95123 Catania, Italy.

*Corresponding author(s). E-mail(s): mariano.souza@unesp.br;
†These authors contributed equally to this work.

Abstract

We propose a general approach, named by us hyperstatistics, to treat complex systems, in which Boltzmann-Gibbs statistics breaks down in domains of the system. Hyperstatistics preserves the concavity of nonadditive $\boldsymbol{q}$-entropy. We obtain analytical closed-form expressions for the here proposed $\boldsymbol{q}$-generalized Boltzmann factor $\boldsymbol{B_q}$ considering uniform, $\boldsymbol{\gamma}$, Log-normal, F, and the $\boldsymbol{q}$-$\boldsymbol{\gamma}$ probability distribution functions. Remarkably, for all investigated distribution functions, $\boldsymbol{B_q}$ reduces to a $\boldsymbol{q}$-exponential-type function. To demonstrate the applicability of hyperstatistics, we use a table top experiment of the discharge of a capacitor considering $\boldsymbol{\gamma}$-distributed relaxation times, the pressure decay over time associated with the pumping of $^{\mathbf{4}}$He lines of a closed cycle cryostat, midrapidity data for p-Pb collisions at the LHC, as well as data set for acceleration distribution in turbulent systems. Furthermore, we deduce the power-law-like dielectric response using the $\boldsymbol{q}$-$\boldsymbol{\gamma}$-distribution function. Our proposal is applicable to systems with inherent non-Boltzmann-Gibbsian statistics in domains of the system.

Keywords: hyperstatistics, Mellin transform, $\boldsymbol{q}$-exponential, $\boldsymbol{\Gamma(n)}$ function, midrapidity, turbulent systems, dielectric response.

1 Introduction

The Boltzmann-Gibbs statistical framework is widely employed in systems at equilibrium and where short-range forces are dominant. As pointed out by Cohen [1], "... *The first classical non-Boltzmann statistics of physical systems was proposed by Tsallis* ..." aiming to treat a variety of complex systems, cf. Refs. [2, 3] and references cited therein. When dealing with systems that lie in nonequilibrium, the approach of superstatistics has been employed, which considers fluctuating physical quantities, such as temperature, that are distributed throughout the system [4]. Even though q-statistics and superstatistics have been employed successfully in the description of a variety of systems, cf. Refs. [3, 5–7], a general formalism capable of addressing complex systems in terms of probability distribution functions, hereafter PDFs, with extremely high accuracy and mathematical simplicity is still lacking. In the present work, we propose such a new approach, which encapsulates situations whose Boltzmann-Gibbs equilibrium in domains of the system is no longer valid, giving rise to what we named as hyperstatistics. The latter was chosen because it is reminiscent of superstatistics and also because of the unprecedented high accuracy and versatility in the description of experimental data with inherent non-Boltzmann-Gibbsian statistics. Our proposal is not to be confused with a generalization of superstatistics. As a matter of fact, it is distinct from superstatistics in the sense that we consider a distribution of Boltzmann factors within domains of the system, cf. detailed discussions below. Of course, the superstatistics approach also provides a very good description of a variety of systems. Recently, superstatistics was successfully employed to describe chemical reactions as a function of the density of reactants [6]. Also, it is remarkable that superstatistics, proposed over than 20 years ago, also captures and describes properly the behaviour of turbulent systems [5]. As a matter of fact, superstatistics served as the ground of the present work. In this context, hyperstatistics can be seen as an upgraded superstatistics framework. The use of the term hyperstatistics is also not intended to cover a generalization of statistical mechanics, cf. proposed in Ref. [2]. Instead, as it will be discussed below, hyperstatistics is fully aligned with the q-entropic functional [2] (Supplementary Section 1). To introduce our proposal, we start by discussing its genesis in terms of the Gamma function $\Gamma(n)$, which is addressed in the following. The classical $\Gamma(n)$ function appears frequently in Physics as the mathematical ground underlying the normalization and computation of exponential-type distribution functions. It turns out that when the latter are replaced by power-law-type distributions, as required by systems with inherent long-range interaction, disorder, or strong fluctuations, the canonical $\Gamma(n)$ function is no longer appropriate to be used. This motivates the proposal of a "q-deformed" $\Gamma(n)$ function, where q refers to the entropic index [2]. It is to be noted that proposals of generalization of the $\Gamma(n)$ function have been reported in the literature in the form of q-analogues associated with q-series and hypergeometric functions [8], as well as degenerated $\Gamma(n)$ function [9], among others [10, 11]. As discussed into more details below, the here proposed q-generalized $\Gamma(n)$ function, i.e., $\Gamma(n, q)$, is distinct, since we have defined it as the Mellin transform of the q-exponential function. We propose thus a natural generalization of $\Gamma(n)$ in terms of the q-exponential function, hereafter q-exp, with the preservation of the mathematical structural role

played by $\Gamma(n)$. We start by recalling the $\Gamma(n)$ function, defined as follows [8, 12, 13]:

$$\Gamma(n) = \int_0^\infty x^{n-1} e^{-x}\, dx, \tag{1}$$

which is convergent for $n > 0$. As highlighted by Andrews and Colleagues in Ref. [8]: "*... Euler discovered the gamma function,* $\Gamma(x)$ *function, when he extended the domain of the factorial function. Thus* $\Gamma(x)$ *is a meromorphic function equal to* $(x-1)!$ *when* x *is a positive integer. ...*". In the frame of Boltzmann-Gibbs statistical mechanics and superstatistics [4], the exponential function is pivotal, since the Boltzmann factor is key in computing probabilities. However, in the statistical mechanics framework proposed in Ref. [2], the ordinary exponential is replaced by the q-exp function, namely:

$$\exp_q(-x) = \left[1 + (q-1)x\right]^{\frac{1}{1-q}}. \tag{2}$$

Equation 2 constitutes a generalization of the exponential function, being its variants employed successfully in various contexts, see, e.g., Ref. [14] and references cited therein. We highlight that the origin of the present work lies in the following question: how can we replace the canonical exponential by a q-exp function in Boltzmann factor obeying the constraints of statistical mechanics? The answer for this question is encoded in the genesis of hyperstatistics. Essentially, in systems at thermal equilibrium, the standard Boltzmann factor provides an appropriate probabilistic description [15]. However, in complex systems, where, for instance, a distribution of temperatures within the system takes place, the Boltzmann factor fails to accurately capture the underlying statistics. In such cases, a modified framework is required, and this is precisely where hyperstatistics plays a key role, since it provides a precise statistical description in terms of a q-generalized Boltzmann factor. Before presenting the key result of the present work, i.e., the proposal of hyperstatistics, in the following we discuss the q-generalized $\Gamma(n)$ function, i.e., $\Gamma(n, q)$, as the Mellin transform [16, 17] of the q-exp function.

2 Mellin transform of the q-exp: $\Gamma(n, q)$, recurrence relation, and convergence conditions

The Mellin transform $F(u)$ of an arbitrary function $\Phi(x)$ reads [16]:

$$F(u) = \int_0^\infty \Phi(x) x^{\,n-1} dx. \tag{3}$$

Upon considering $\Phi(x) = \exp_q(-x)$, we straightforwardly achieve:

$$F(u) = \int_0^\infty \exp_q(-x)\, x^{n-1} dx = \int_0^\infty \left[1 + (q-1)x\right]^{\frac{1}{1-q}} x^{n-1} dx = \Gamma(n, q), \tag{4}$$

with $n > 0$ and $q > 1$. Although a proposal of a q-generalized $\Gamma(n)$ has already been reported in Refs. [18, 19] and the Mellin transform of the q-exp function was discussed

in Ref. [20], to the best of our knowledge the explicit connection between these two quantities, namely the identification of the Mellin transform of the q-exp function with $\Gamma(n,q)$, was not been established so far. This is an important aspect in order to link $\Gamma(n,q)$ with the q-exp function. Now, we make the change of variables $v=(q-1)x$, so that we have:

$$\Gamma(n,q)=\frac{1}{(q-1)^n}\int_0^\infty v^{n-1}(1+v)^{-\frac{1}{q-1}}dv. \tag{5}$$

Making use of the relation between $\Gamma(n)$ and the Beta function [8, 13]:

$$\int_0^\infty v^{a-1}(1+v)^{-b}dv=\frac{\Gamma(a)\Gamma(b-a)}{\Gamma(b)}, \tag{6}$$

which is valid for a,b, and $(b-a)>0$, we obtain:

$$\Gamma(n,q)=\frac{1}{(q-1)^n}\frac{\Gamma(n)\Gamma\left(\frac{1}{q-1}-n\right)}{\Gamma\left(\frac{1}{q-1}\right)}, \tag{7}$$

with:

$$\left(\frac{1}{q-1}-n\right)>0, \tag{8}$$

aiming to assure integrability for $x\to 0$, whereas the typical power-law-type decay, i.e., $\exp_q(-x)\sim x^{-1/(q-1)}$ for $x\to\infty$, imposes $q<(1+1/n)$ as the upper bound, so that $q\in(1,1+1/n)$, cf. Fig. 1. The limit $\exp_q(-x)\sim x^{-1/(q-1)}$ for $x\to\infty$ shall be particularly relevant to treat dielectric response functions in the low-frequency regime, cf. discussions in Section 4.4. Note that the definition of an upper bound for the convergence criterion of $\Gamma(n,q)$ is tricky. This is because upon considering integer values of n, for instance, $n=1\Rightarrow q<2$. However, for fractionary values of n, for instance, $n=1/2\Rightarrow q<3$. The details of the convergence criterion (Eq. 8) can be better visualized in Fig. 1. It is remarkable that, in our approach, we obtain an interval of validity for the values of q defined by the bounds imposed by Eq. 8. The latter is distinct from the results reported in Ref. [21], where the possible values of q are constrained by an equality. It turns out that the Mellin transform of the q-exp function, i.e., $\Gamma(n,q)$, naturally enables us to connect it with the *Beta* function [12] in a more general way, namely:

$$\Gamma(n,q)=\int_0^\infty x^{n-1}\exp_q(-x)\,dx=\frac{1}{(q-1)^n}Beta\left(n,\frac{1}{q-1}-n\right). \tag{9}$$

Also, a well-defined property of the classical $\Gamma(n)$ function is the recurrence relation $\Gamma(n+1)=n\,\Gamma(n)$ [12]. For $\Gamma(n,q)$, it is straightforward to obtain:

$$\Gamma(n+1,q)=\frac{n}{[1-(q-1)(n+1)]}\,\Gamma(n,q), \tag{10}$$

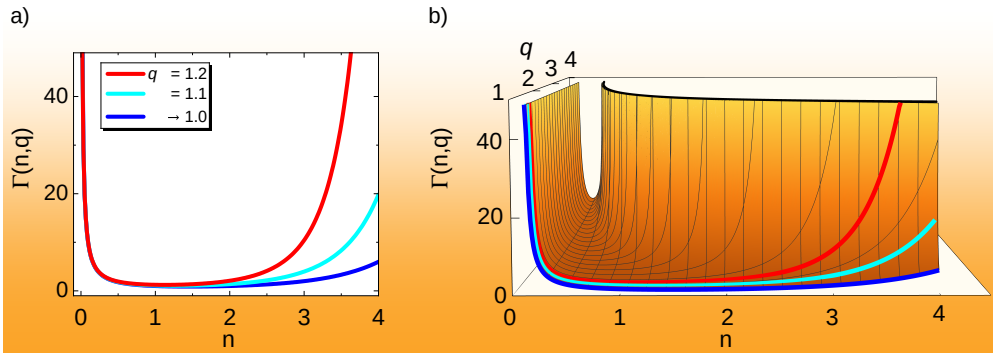

Fig. 1: **The q-generalized Gamma function** $\Gamma(n,q)$. a) $\Gamma(n,q)$ *versus* n for $q = 1.2$, 1.1, and $q \to 1$ (canonical $\Gamma(n)$ function). b) $\Gamma(n,q)$ *versus* n *versus* q. Note that $\Gamma(n,q)$ is convergent only for $q < (1+1/n)$, cf. Eq. 8, being such a convergence criterion illustrated by the black solid line.

which is valid in the convergence domain $q \in (1, 1+1/n)$ with $n > 0$. It is evident that for $q \to 1$, the classical recurrence relation is nicely recovered. Also, it is noteworthy that $\lim_{q\to 1} \Gamma(n,q) = \Gamma(n)$. In its quintessence, $\Gamma(n,q)$ provides a smooth deformation of the classical $\Gamma(n)$ function controlled by q, cf. Fig. 1. Thus, $\Gamma(n,q)$ can be seen as a practical analytical *tool* for the normalization of q-exp-type distribution functions. In this context, we propose a q-γ PDF, in terms of $\Gamma(n,q)$, cf. discussions in Sections 3 and 4, and Table 1. Note that the emergence of $\Gamma(n,q)$ comes from the Mellin transform of the q-exp, cf. Eq. 4. Next, we introduce our proposal of hyperstatistics.

3 Proposal of hyperstatistics

In their seminal work on superstatistics [4], Beck and Cohen considered a system in nonequilibrium with a fluctuating intensive observable. They considered the Laplace transform of the PDF as the generalized Boltzmann factor, being argued by them that q-statistics is a particular case of their approach in terms of PDFs [4, 22, 23]. As it shall be discussed below, our proposal of hyperstatistics is grounded on the consideration of a subdomain γ-distribution of Boltzmann factors, cf. illustrated in Fig. 2, which astonishingly enables us to obtain the q-generalized Boltzmann factor in closed form in terms of q-exp for all here investigated PDFs. Our approach is applicable to systems characterized by a distribution of non-Boltzmann-Gibbsian microstates within domains composing the whole system. We start by considering a γ-distribution of the Boltzmann factor, i.e., the Laplace transform of the γ-distribution, as follows (Supplementary Section 2):

$$\mathscr{L}\{\gamma\} = \frac{1}{\Gamma(n)} \left(\frac{n}{\langle \beta_i \rangle}\right)^n \int_0^\infty e^{-\beta_i E} \beta_i^{n-1} e^{-\frac{n\beta_i}{\langle \beta_i \rangle}} d\beta_i, \tag{11}$$

where β_i is the inverse temperature of the i*th*-domain and E the Hamiltonian Eigenenergy, cf. Fig. 2, and the average of β for the entire system is computed as $\langle \beta \rangle = \int_0^\infty \beta_i f(\beta_i) d\beta_i$ [4]. Note that $\langle \beta_i \rangle$ refers to the average temperature of a given

domain i considering a distribution of temperatures within such a domain, cf. Figs. 2 a) and b). Equation 11 can be rewritten as follows:

$$\mathscr{L}\{\gamma\} = \left(\frac{n}{\langle\beta_i\rangle}\right)^n \frac{1}{\left(E + \frac{n}{\langle\beta_i\rangle}\right)^n}. \tag{12}$$

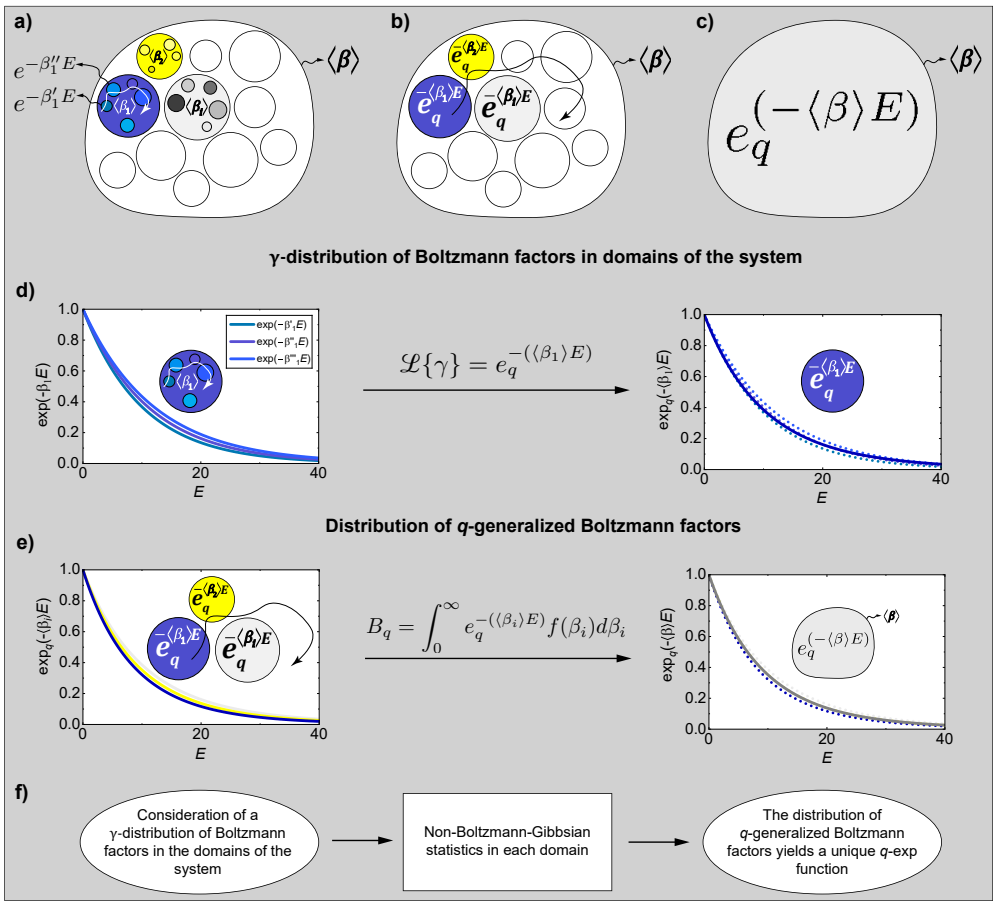

Fig. 2: **Non-Boltzmann-Gibbsian statistics within each domain composing the system: hyper-statistics.** a) Schematic representation of domains with distinct inverse temperatures β_i for a macroscopic system. Each domain encapsulates a γ-distribution of Boltzmann factors, e.g., $e^{-\beta_1' E}$, $e^{-\beta_1'' E}$, ..., cf. indicated by the white arrow in the domain comprising the inverse temperature β_1. $\langle\beta\rangle$ refers to the mean-value of β_i for the system. b) The system is composed by a distribution of $e_q^{-\langle\beta_i\rangle E}$ factors, cf. indicated by the black arrow, i.e., non-Boltzmann-Gibbsian statistics in the domains. c) q-exp-based Boltzmann factors in the domains lead to a unique $e_q^{-\langle\beta\rangle E}$. Figure adapted from Ref. [24]. d) The canonical Boltzmann factor for distinct β_i inside a given domain, i.e., β_1', β_1'', β_1'''. Upon employing the Laplace transform of the γ-distribution, the non-Boltzmann-Gibbsian statistics in the level of domains, i.e., q-exp function, naturally emerges. e) The distribution of the q-generalized Boltzmann factors of the system gives rise to a q-exp function in terms of $\langle\beta\rangle$. f) The flowchart indicates the steps to obtain, cf. panels a), b), and c), a q-generalized Boltzmann factor in terms of $\langle\beta\rangle$.

Rearranging Eq. 12 and making the substitution $n = -\frac{1}{1-q}$, we obtain:

$$\mathscr{L}\{\gamma\} = \left(1 + \frac{\langle\beta_i\rangle E}{n}\right)^{-n} = [1 + (q-1)\langle\beta_i\rangle E]^{\frac{1}{1-q}} = e_q^{-\langle\beta_i\rangle E}, \tag{13}$$

i.e., the γ-distribution of $e^{-\beta_i E}$ leads naturally to a $e_q^{-\langle\beta_i\rangle E}$, cf. Figs. 2 a) and b). It is clear that the latter embodies a power-law in terms of q, cf. Eq. 2. We propose thus that upon considering a γ-distribution of the standard Boltzmann factor, the usual exponential term can be naturally replaced by a q-exp function comprising $\langle\beta_i\rangle$ in its argument, so that the here proposed q-generalized Boltzmann factor B_q reads (Supplementary Section 3):

$$\boxed{B_q(E) = \int_0^\infty d\beta_i f(\beta_i) \exp_q(-\langle\beta_i\rangle E) = \exp_q(-\langle\beta\rangle E).} \tag{14}$$

This is a relevant result of the present work. Figure 2 illustrates the quintessence of our approach. It is well-known that it is not meaningful to measure, for instance, the temperature of a single atom or particle. Instead, for a macroscopic system, the measured temperature of a certain domain is the result of the average of slightly distinct temperatures within it, which is given by $\langle\beta_i\rangle$ in Eq. 14. The same holds true upon measuring the temperature of the whole system, i.e., one obtains $\langle\beta\rangle$. In other words, in our approach, $\langle\beta_i\rangle$ refers to the expected value of β_i of a given domain, whereas $\langle\beta\rangle$ is associated with the average of $\langle\beta_i\rangle$ for the whole system, cf. Figs. 2 a), c). It is clear that B_q (Eq. 14) incorporates organically the q-exp function, i.e., the distribution of Boltzmann factors in the domains is taken into account properly by $\mathscr{L}\{\gamma\} = \exp_q(-\langle\beta_i\rangle E)$, cf. illustrated in Fig. 2 b) and d). In other words, by doing the Laplace transform of the γ-distribution function, having the Boltzmann factor as the kernel of the integral, we could say that we migrate from Boltzmann-Gibbsian to the phase-space of q-statistical mechanics. Hence, it is evident that only the γ-distribution function gives rise to a mathematical structure that enables to move from Boltzmann-Gibbsian to the phase-space of q-statistical mechanics. More specifically, the Boltzmann factor is extended, i.e., generalized in terms of the q-exp function, to take into account non-Boltzmann-Gibbsian fluctuations in domains of the system accordingly. In the language of Bayesian statistics, the Boltzmann factor is the prior, while the generalized Boltzmann factor the posterior distribution of the data set of interest. Hence, Boltzmann factor works as a conjugated prior of the q-generalized Boltzmann factor [25]. As can be seen from Eq. 14, $B_q(E)$ assumes a q-exp form regardless of the PDF, cf. Table 1. This is because of the normalization condition required to all PDFs considered (Supplementary Section 3). Although the introduction of B_q is required to reach such an important conclusion, i.e., all B_qs are given in terms of a q-exp function, the consideration of a γ-type distribution of Boltzmann factors suffices for the computation of B_q. Thus, the computation of the distribution of the q-exp functions associated with the domains of the system for any PDF becomes trivial, cf. Figs. 2 b), c), and e), since it depends solely on $\langle\beta\rangle$, which indeed is PDF dependent (Supplementary Section 4). It turns out that analogously to the energy distribution

PDF, $f(\beta) =$	$\boldsymbol{B_q(E) = \exp_q(-\langle\beta\rangle E)}$
Uniform $\frac{1}{b}$	$\exp_q\left[-\left(a+\frac{b}{2}\right)E\right]$
$\boldsymbol{\gamma}$ $\frac{1}{b\Gamma(n)}\left(\frac{\beta}{b}\right)^{n-1} e^{-\beta/b}$	$\exp_q(-bnE)$ $b \equiv$ scale parameter $n \equiv$ degree of the $\Gamma(n)$ function
Log-normal $\frac{1}{\beta s\sqrt{2\pi}}\exp\left\{-\frac{[\log(\beta/m)]^2}{2s^2}\right\}$	$\exp_q(-e^{\frac{s^2}{2}}mE)$ $s \equiv$ standard deviation $m \equiv$ energy shift
F $\frac{\Gamma\left(\frac{v+w}{2}\right)}{\Gamma\left(\frac{v}{2}\right)\Gamma\left(\frac{w}{2}\right)}\left(\frac{bv}{w}\right)^{v/2}\frac{\beta^{\frac{v}{2}-1}}{(1+vb\beta/w)^{\frac{v+w}{2}}}$	$\exp_q\left\{-\left[\frac{w}{b}\frac{1}{(w-2)}\right]E\right\}$ $w \equiv$ how fast the tail decays
$\boldsymbol{q}$-$\boldsymbol{\gamma}$ $\frac{1}{b\Gamma(n,q)}\left(\frac{\beta}{b}\right)^{n-1}\exp_q\left(-\frac{\beta}{b}\right),$ for $\beta\to\infty \Rightarrow \propto \beta^{n-1+\frac{1}{1-q}}$	$\exp_q\left\{-\frac{1}{b^n\Gamma(n,q)}\frac{b\Gamma(n+1)\Gamma\left(\frac{1}{q-1}-1-n\right)}{\left(\frac{q-1}{b}\right)^n(2-q)\Gamma\left(\frac{1}{q-1}-1\right)}E\right\}$

Table 1: **Hyperstatistics for various probability distribution functions**. Mathematical closed forms of $B_q(E)$ obtained for distinct probability distribution functions, being the employed notation for the various PDFs based on Ref. [4]. The q-γ PDF is first introduced in this work.

of molecules in (monoatomic) polyatomic gases that (Maxwell) Boltzmann considered to derive the well-known Boltzmann factor [26, 27], in our approach we consider a distribution of Boltzmann factors within a given domain (see Fig. 2) in order to derive $B_q(E)$. The use of the term *domain* here was based on the seminal papers by Kolmogorov [28, 29], being that such a term can be also seen as analogous to the ferromagnetic case [30]. Remarkably, hyperstatistics obeys the principle of maximum entropy, i.e., the concavity of the entropy is preserved (Supplementary Section 1). Also, it is remarkable that for $q \to 1$ and making $\langle\beta\rangle = \beta$ the well-known Boltzmann factor is nicely recovered. Table 1 summarizes the expressions obtained for $B_q(E)$ for the various PDFs considered by us in this work. Interestingly, all investigated cases of PDFs share the same mathematical structure, i.e., a q-exp function, with distinct arguments, i.e., $\langle\beta\rangle$, for each case. It is to be noted that one could consider distinct PDFs to analyze the distribution of Boltzmann factors within a given domain, a procedure at some extent reminiscent of superstatistics [4]. It is also worth emphasizing that analytical closed-form mathematical expressions for $B_q(E)$ were obtained for all PDFs here investigated, cf. Table 1, being each of them normalizable (Supplementary Section 3). However, if one considers a given PDF to take into account the distribution of Boltzmann factors within a given domain, it turns out that by doing so the obtained

B_qs assume either non closed-forms or more sophisticated mathematical forms, including, for instance, hypergeometric functions (Supplementary Section 5). In the case of hyperstatistics, any PDFs can be employed to compute $\langle\beta\rangle$ and thus to obtain B_q in closed form, cf. Table 1. Note that superstatistics considers Boltzmann-Gibbs-like fluctuations of β in the cells composing the system [4], whereas in our approach we consider non-Boltzmann-Gibbsian statistics for each domain of the system. Also, note that B_q is given naturally in terms of $\langle\beta\rangle$ and not solely on β. Essentially, $\langle\beta\rangle$ weights the occupation of the energy levels. It is clear that one could consider a distribution of the energy E instead of β, which naturally leads to a $B_q(\beta)$ in terms of $\langle E\rangle$ (Supplementary Section 6). For the case of energy distribution, we are able to occupy the phase-space. In the classical framework of Maxwell–Boltzmann statistics, a distribution of velocities, i.e., kinetic energies, is considered, and the average energy of the system is obtained from the velocities distribution. Our proposal goes a step further. First, we consider a γ-distribution of Boltzmann factors at the level of domains, which leads to a q-generalized Boltzmann factor for each domain of the system, cf. Fig. 2 b). Note that each Boltzmann factor inside every domain of the system is related to the probability of the particle be found in a particular β_i. Then, in a second step, a distribution of such q-generalized Boltzmann factors for all the domains of the system is considered, yielding a $B_q(E)$ for the system in terms of an average temperature, cf. Fig. 2 f). The consideration of a given distribution of q-generalized Boltzmann factors regarding all domains within the system can thus be seen as the estimate of the "probability of the probability". In other words, we may say hyperstatistics treats the γ-distribution of the canonical distribution [15]. Employing Eq. 14 for the particular case of a γ-distribution of β^{-1} leads to $\langle\beta\rangle = [1/\Gamma(n)](n\beta_0)^n\Gamma(3-n)$, with β_0 the average of $\langle\beta\rangle$, so that $B_q(E)$ recovers $B(E)$ [4] for both q and $n \to 1$. In the frame of superstatistics, a distribution of β is considered [4]. In our approach, however, we have deduced a distribution of Boltzmann factors in terms of $\langle\beta\rangle$, being the latter indeed the observable accessible experimentally. In other words, our approach takes into account a distribution of Boltzmann factors within every domain of the system leading to a q-exp factor for each of them, i.e., non-Boltzmann-Gibbsian statistics at the level of domains, cf. illustrated in Figs. 2 a) and b). Essentially, our approach, based on q and n, enables us to quantify both the deviation from the standard exponential decay through q and the deviation of β from its corresponding average, i.e., $\langle\beta\rangle$, through n. The latter in turn comes from the Mellin transform of the q-exp function, cf. Eqs. 3 and 4. In other words, q and n can be interpreted as quantifiers of the degree of complexity in a given system. In particular, considering the role played by the parameter n in the mathematical expression of the γ-distribution, larger values of n may be associated with higher complexity and, consequently, with a higher accumulation of entropy. This is sustained when comparing $n = 1.020$ for the discharge of a capacitor with $n = 4.87$ for the midrapidity data set, cf. discussions in Section 4, being that the latter clearly corresponds to a more complex physical scenario. For a given q-value, depending on the probability distribution function used, we have a set of families of B_q. The proposal of the nonadditive q-entropy S_q [2] generalized Boltzmann-Gibbs statistical mechanics, while in the approach of Beck and Cohen [4], q-statistics appears as a particular case of superstatistics. However, we demonstrate here that the

q-statistics framework dictates the behaviour of B_q, in the sense that, regardless of the PDF chosen to compute the distribution of the q-exp factor for all domains comprised in the system, B_q is given by $B_q(E) = \exp_q(-\langle\beta\rangle E)$, with $\langle\beta\rangle$ depending on the specific PDF considered. Therefore, it is clear that our proposal of hyperstatistics is quite distinct from Beck and Cohen approach [4]. Although each PDF employed for computing $\langle\beta\rangle$ gives rise to distinct B_q, cf. Table 1, it becomes evident that our approach is unique in the sense that it is dictated by q-exp-type functions with closed form. Thus, an advantage of using hyperstatistics, refers to the fact that the specific distribution that works for the considered dataset is naturally embedded in B_q. In other words, upon employing B_q we obtain an appropriate description of the dataset regardless of the PDF considered as usual in other frameworks. Also, our approach should not be confused with the so-called hyperensembles [31], which considers distinct PDFs for the constituents of the system, named by Crooks as metaprobability. In contrast, hyperstatistics considers a unique PDF that describes the distribution of Boltzmann factors within a given domain, resulting in a q-generalized Boltzmann factor described by a q-exp function in terms of $\langle\beta_i\rangle$. It is worth mentioning that the hyperstatistics approach can be naturally applied to the case of a distribution of probabilities [5], yielding a q-Gaussian function in terms of $\langle\beta\rangle$. Following previous discussions, it becomes clear that superstatistics is based on Boltzmann-Gibbs equilibrium for each one of the domains, while hyperstatistics considers them to follow non-Boltzmann-Gibbsian statistics. As a consequence, instead of assuming that fluctuations act on intensive quantities, hyperstatistics considers that fluctuations affect directly the statistical weights, i.e., we consider a distribution of Boltzmann factors in the domains composing the system. This is totally in line with the fact that the presence of the so-called multiplicative noise leads to nonextensive statistical mechanics [32]. Also, the auto-correlation function plays a key role in the context of hyperstatistics, since it quantifies memory effects within a given system, which are in turn associated with the long-tailed decays discussed in the present work. In this regard, as an additional direct application of hyperstatistics, we refer to the Griffiths-like phase [33–35]. The latter is characterized by a long-tail exponential decay of the auto-correlation function [36], which is captured by magnetization measurements as a function of time in the vicinity of the transition temperature, see, e.g., Ref. [37]. Yet, hyperstatistics is in line with the observation of non-Boltzmann-Gibbsian statistics right at critical points [38, 39], being that the block size may be seen as analogous to the domains composing the system.

4 Discussions and applications of hyperstatistics

In what follows, we demonstrate the applicability of hyperstatistics by presenting experimental results for the discharge of a capacitor considering a γ-type distribution of relaxation times; the pressure decay over time upon pumping ^{4}He lines of a cryostat; fits of the midrapidity data for p-Pb collisions at the LHC; and acceleration in turbulent systems, as well as the deduction of the *universal* power-law dielectric response of non-homogeneous systems. Astonishingly, our approach accurately captures the evolvement of all these experimental data set. It is worth emphasizing that Beck and

Cohen in their original paper [4] considered a distribution of intensive parameters, e.g., temperatures [40], whereas here we apply our proposal of hyperstatistics at the level of local dynamics, e.g., relaxation times. Our approach, based on a q-generalized Boltzmann factor, enables us to explore with extraordinary accuracy the power-law-type asymptotic behaviour embedded in various distinctly physical systems, cf. applications below.

4.1 Series RC circuit and pumping of the ^{4}He lines of a cryostat

In an ideal series RC circuit, the discharge of a capacitor is governed by a simple linear first-order differential equation, leading to a purely exponential relaxation:

$$V(t) = V_0 \cdot e^{-t/\tau}, \tag{15}$$

where V is the voltage decay, t time, V_0 the initial voltage, and $\tau = RC$ the relaxation time, being R and C the nominal values of both the electrical resistance and capacitance, respectively. This well-known behaviour reflects the existence of a single characteristic τ and the absence of memory effects. However, real capacitors are built with dielectric media, such as polymers, glasses, or composite materials with intrinsic disorder [41]. In such systems, subtle local fluctuations of both the electrical resistance of the dielectric and capacitance give rise to a broad distribution of relaxation times, a behaviour quite distinct from that expected for textbook capacitors. As a consequence, $V(t)$ deviates from the ideal pure exponential-like charge or discharge curves. Instead, $V(t)$ can be described by stretched-exponential or power-law-type behaviour, as broadly reported in dielectric response experiments [42–46]. In this context, an appropriate physical description consists in considering that τ itself is γ-distributed (χ^2), given by the following PDF:

$$f(\tau) = \frac{1}{\Gamma(n)} \left(\frac{n}{\langle\tau\rangle}\right)^n \tau^{n-1} \exp\left(-\frac{n\tau}{\langle\tau\rangle}\right), \tag{16}$$

where $\langle\tau\rangle$ fix the characteristic relaxation scale of the distribution of τ, being the normalization condition $\int_0^\infty f(\tau)\, d\tau = 1$ fulfilled. The key point here is that our consideration of $f(\tau)$ for the relaxation times is not by chance. Instead, its choice was based on the fact that the Laplace transform of the γ-distribution leads to a q-exp, cf. discussions in Section 3. In the discharge regime, the relaxation time becomes broadly distributed due to the inherent imperfections of a real capacitor, so that the γ-distribution is appropriate to describe the system. In this framework, $V(t)$ corresponds to a superposition of exponential-like relaxation times, i.e.:

$$V(t) = V_0 \int_0^\infty e^{-t/\tau} f(\tau)\, d\tau, \tag{17}$$

which leads naturally to a q-exp decay, cf. previous discussions:

$$V(t) = V_0 \cdot \exp_q\left(-\frac{t}{\langle\tau\rangle}\right) = V_0 \cdot \exp_q\left[-\frac{t\Gamma(n)}{(n\tau_0)^n \Gamma(3-n)}\right], \tag{18}$$

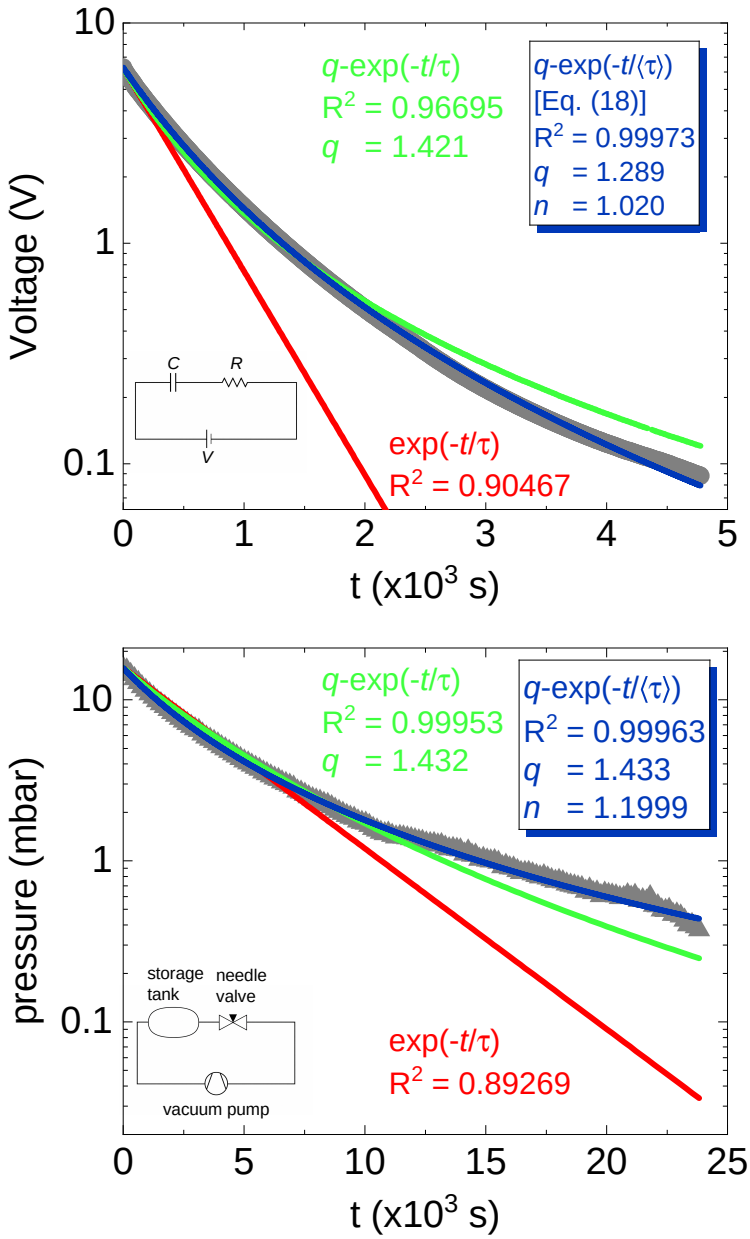

Fig. 3: **The discharge of a capacitor in a table top** RC **circuit and pumping of** ^{4}**He lines of a cryostat**. Top: Voltage *versus* time, i.e., $V(t)$, during the discharge of the capacitor. Bottom: Pressure *versus* time, i.e., $p(t)$, regarding the pressure decay during the pumping of the ^{4}He circulation lines in a Teslatron-PT cryostat. The data sets shown in both panels were fitted using the canonical exponential and q-exponential functions considering $\langle\tau\rangle$ for $V(t)$ ($p(t)$). The insets of both panels depict the circuits regarding the setup to measure the discharge of the capacitor and the pumping of the ^{4}He circulation lines in a Teslatron-PT cryostat. The corresponding values of R^2, q, and n for each fit are depicted accordingly.

with $\langle\tau\rangle = \int_0^\infty \tau\gamma d\tau = [1/\Gamma(n)](n\tau_0)^n\Gamma(3-n)$ the average relaxation time, being τ_0 the average of $\langle\tau\rangle$. The consideration of a distribution of relaxation times is based on physical arguments, cf. previous discussions, and led to a refined mathematical expression for $V(t)$ (Eq. 18). Hyperstatistics provides thus a more realistic behaviour not only of the discharge of a capacitor, but also to other ordinary exponential-decay processes cf. following discussions. Hence, our approach provides a clear cut physical criterion for the breakdown of descriptions based on single τ in non-ideal RC circuits and related phenomena. To demonstrate our proposal, we have used a table top RC circuit to measure the discharge of a capacitor, fitting the resulting data set with Eq. 18, as well as employing both regular and q-exp functions, cf. top panel of Fig. 3. The experimental data set shown in the top panel of Fig. 3 make it clear that the q-exp function embodying $\langle\tau\rangle$ provides a better description of the time dependence of the capacitor voltage in the discharging regime when compared to the usual q-exp based fitting. It is worth mentioning that our approach is not phenomenological, since we are considering a distribution of relaxation times. Thus, upon employing a γ-distribution of τ, the accuracy of our fitting procedure is improved. Also, we stress that for our case of study, i.e., standard series RC circuit, the step from Eq. 17 to Eq. 18 is analytically exact when fluctuations are considered to follow a γ-distribution. To be more precise, the Laplace transform of $f(\tau)$, i.e., $V(t) = V_0 \cdot [\mathscr{L}\{f(\tau)\}]$, can be evaluated exactly [12].

Another experimental case of study explored by us refers to the temporal pressure decay that occurs during the pumping of ^{4}He lines of a cryostat. Following discussions in Ref. [47], the pressure decay is usually considered to follow $p = p_0 \cdot e^{-t/\tau_p}$, where p_0 is the initial pressure and τ_p the ratio between the volume of the vessel and the pumping speed. Upon analyzing the bottom panel of Fig. 3, it becomes evident that the data set is better fitted using a q-exp function and the consideration of averaged τ_p, i.e., $\langle\tau_p\rangle$. This is because in a real pumping process, the pumped particles have a broad distribution of velocities. As a matter of fact, since the system is kept at room-temperature, gas particles already exhibit a distribution of thermal velocities. Also, there should be different flow regimes along the pumping line. Yet, particle-wall and particle-particle interaction cannot be neglected. As a consequence, an idealized situation in which all particles are removed from the vessel with the same velocity is not quite accurate. Instead, it is appropriate to consider a distribution of velocities of the gas particles being pumped. Hence, based on such physical arguments, a distribution of effective escape velocities can be naturally inferred, which makes our proposal to properly describe the behaviour of the pressure *versus* time, cf. bottom panel of Fig. 3. At this point, an analogy can be made between the series RC circuit and the pumping of the ^{4}He circulation lines attached to the cryostat, cf. insets in both top and bottom panels of Fig. 3. The storage tank retains gas particles analogously to the capacitor that stores electrical charges. The needle valve can be seen as the analogous to the resistor since it hinders the gas flow through the system, so that the flow of electrons in the RC circuit upon discharging the capacitor is analogous to the flow of gas particles during the pumping of the ^{4}He lines. Note that for the pressure decay experimental data set we obtain $q = 1.433$, while for the capacitor discharge process $q = 1.289$, suggesting that the pressure decays more slowly during the pumping process than

the voltage during the discharge of the capacitor. This difference mirrors the quite distinct physical mechanisms involved, i.e., while the capacitor begins to discharge almost immediately after the short circuit is made, the pumping of the ^{4}He lines of the cryostat constitutes a slower process. The latter is related to the inherent difficulties posed to removed the broaden distributed ^{4}He molecules plus moisture in the ^{4}He lines by using a turbo vacuum pump. This is clearly seen in the time axes of the upper and lower panels of Fig. 3, where the pressure decay occurs over a time scale two orders of magnitude longer than that of the capacitor.

4.2 Hyperstatistics and high-energy Physics

Furthermore, we have applied our hyperstatistics approach to experiments in the field of high-energy Physics. The data set shown in Fig. 4 depicts the transverse momentum p_T distribution for p-Pb collisions in the frame of the ALICE collaboration [48]. It is remarkable that the most accurate fit to this data set is obtained by using our approach in terms of a q-exp embodying an averaged p_T, i.e., $\langle p_T \rangle$. This is particularly true because of the intrinsic p_T distribution associated with the p-Pb collisions, which is

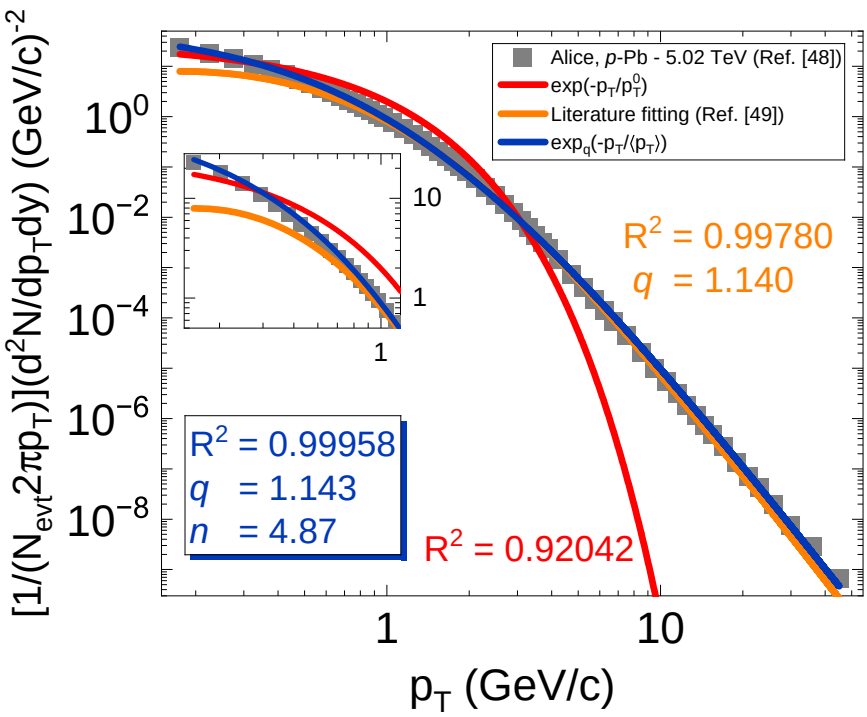

Fig. 4: **Midrapidity and hyperstatistics**. Transverse momentum p_T distribution in p-Pb collisions considering a pseudorapidity $|\eta_{\rm cms}| < 0.3$. The data set was extracted from Ref. [48] and fitted with an exponential decay function (red line), Eq. 17 of Ref. [49] (orange color line), and our proposed expression for a q-exp considering an averaged p_T (blue line). The values of R^2 for each fitting are shown in the corresponding colors, as well as the values of q and n. The inset depicts the fitting of the data for low values of p_T.

nicely captured by hyperstatistics. Note that fitting the data set using our framework properly captures the behaviour of the data set over the entire p_T measured range, providing thus a more accurate description of the experimental data. Remarkably, the value of $q = 1.143$ obtained in the frame of our proposal of hyperstatistics is in line with that reported in Ref. [50] regarding the Yang-Mills field theory for the $p + p$ collisions.

4.3 Hyperstatistics and turbulence: Bodenschatz experiment

Hyperstatistics can be straightforwardly applied to the acceleration of a fluid particle in a turbulent flow in the frame of the Bodenschatz experiment [51]. Essentially, the acceleration of a fluid particle in turbulent flows arises from pressure gradients [51], being properly described within the framework of Kolmogorov's scaling theory [28, 29]. In simple words, in such a theory a domain is considered homogeneous when the PDF does not depend on spatial coordinates, time, or velocity [28, 29]. In our approach, based on Fig. 2, we consider a non-homogeneous domain characterized by a distribution of fluid particle accelerations. Figure 5 presents experimental data extracted from Ref. [51] showing the PDF *versus* the transverse acceleration normalized by its standard deviation for distinct Reynolds numbers. Note that, within the framework of hyperstatistics, the turbulence data shown in Fig. 5 can be precisely fitted using a $\exp_q(-\langle\beta\rangle E)$, cf. Table 1, regardless of the PDF considered. In contrast, within the superstatistics framework, a proper fit of the data set depicted in Fig. 5 requires the choice of the underlying PDF, cf. Fig. 3.2 in Ref. [5]. This is because the author in Ref. [5] employed the superstatistics approach to consider a distribution of probabilities. In the frame of our approach, however, the distribution of Boltzmann factors in the scale of domains already incorporates a distribution of probabilities. The proper use of the hyperstatistics formalism to turbulent systems, together with the other applications discussed in previous sections, highlights that the hyperstatistics framework can be applied to a wide variety of physical systems. Yet, using $B_q(E)$, we can analyze how the value of q is affected by distinct turbulence data sets corresponding to different Reynolds numbers (Supplementary Section 7). In terms of the so-called Taylor microscale Reynolds number R_λ, the range $140 < R_\lambda < 970$ corresponds to Reynolds numbers $\mathrm{Re}\ 1300 < \mathrm{Re} < 63000$ [51], which is indeed in the turbulent regime. Upon analyzing the experimental results depicted in Fig. 5, the data set is properly fitted by making use of the hyperstatistics approach. Note that the experimental results depicted in Fig. 5 refer to an overlap of the data for various values of R_λ, being the obtained value of q slightly modified upon analyzing distinct R_λ values independently (Supplementary Section 7).

Based on the analysis and discussions of the various experimental data set in this Section using hyperstatistics, we demonstrate that long-tailed processes in nature follow a universal decay, which is limited by $q = 1.433$ (bottom panel of Fig. 3). The latter can be seen as a universality class, which is in line with the findings reported in Ref. [6]. The midrapidity data shown in Fig. 4 deviates from this picture, yielding $q = 1.14$, which reflects the inherently faster decay of particles produced in high-energy collision experiments. Essentially, systems with inherent long-tailed decays embody finite probabilities of momenta with corresponding very low energy values,

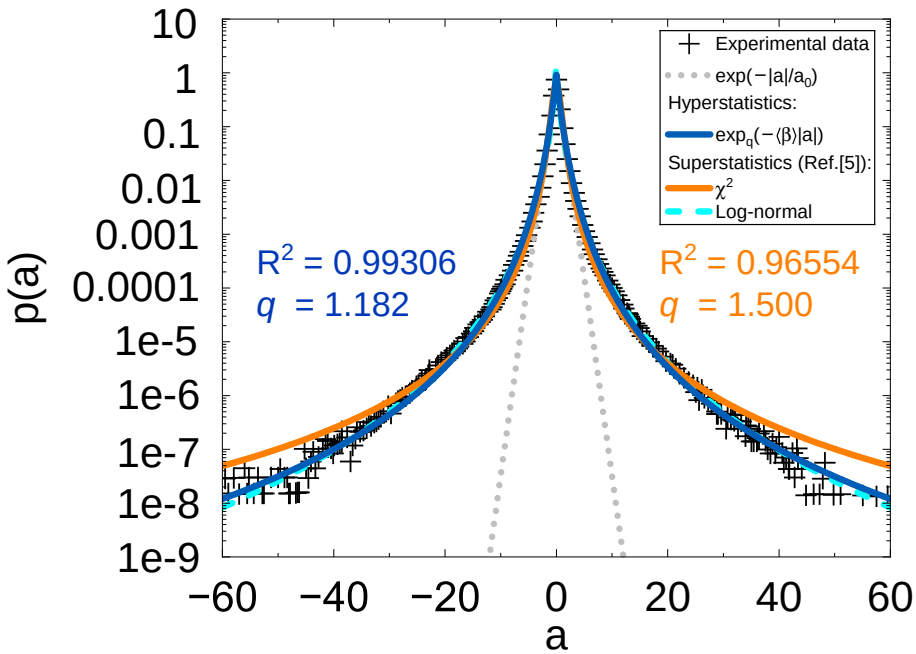

Fig. 5: **Distribution of accelerations in turbulent systems.** Probability density functions of the transverse acceleration *versus* acceleration normalized by its standard deviation [51]. The blue solid line refers to the fit employing hyperstatistics, i.e., $\exp_q(-\langle\beta\rangle|a|)$. The orange solid line is related with the literature fitting employing superstatistics in terms of χ^2-distribution, while the cyan dashed line refers to the case of a log-normal distribution, cf. Ref. [5]. Gray dotted line refers to a fit using a standard exponential function.

cf. Figs. 3, 4, and 5. As a consequence, the long-tailed decay process is influenced by the inclusion of low-probability energy events, which is naturally captured within our hyperstatistical framework (Supplementary Section 8). In the following, we discuss the implications of hyperstatisitics to the dielectric response function in non-homogeneous systems employing the here proposed q-γ-distribution for the relaxation time in the low-frequency response regime.

4.4 Dielectric response functions, power-law-type behaviour, and hyperstatistics

In his seminal book, H. Frohlich already states that one must consider a distribution of relaxation times that contributes in the computation of both the real ε_1 and imaginary ε_2 part of the dielectric constant [52]. Such a distribution of relaxation times is considered by Frohlich based on the fact that each individual electric dipole of the system has a particular associated relaxation time. However, the explicit mathematical form of the distribution function was not discussed by Frohlich. Before presenting our

approach to the power-law-type behaviour of the dielectric response function using hyperstatistics, we recall the discussions concerning $\Gamma(n,q)$. It is clear that the Mellin transform of the q-exp function naturally leads to $\Gamma(n,q)$, cf. Eq. 4, so that following Eq. S12 in the Supplementary Section 2, we can write:

$$\int_0^\infty \tau^{n-1} \exp_q\left(-\frac{\tau}{\langle\tau\rangle}\right) d\tau = \langle\tau\rangle^n \Gamma(n,q). \tag{19}$$

Although $\Gamma(n,q)$ is not explicitly employed in the fitting procedure of the experimental data set presented in this Section, it plays a structural role as the proper mathematical function to treat long-tailed decays, cf. Eq. 19, a key feature to treat systems of interest, e.g., the dielectric response functions in the regime $\tau \to \infty$, i.e., low-frequency response functions. In this regard, we recall Debye equations [52]:

$$\varepsilon_1(\omega) = \varepsilon_\infty + \frac{\Delta\varepsilon}{1+\omega^2\tau^2}, \tag{20}$$

$$\varepsilon_2(\omega) = \frac{\Delta\varepsilon\,\omega\tau}{1+\omega^2\tau^2}, \tag{21}$$

with $\Delta\varepsilon = (\varepsilon_s - \varepsilon_\infty)$ and ω the frequency. In the limit of $\tau \to \infty$, cf. Table 1, the q-γ PDF reduces to:

$$f_q(\tau) \simeq \frac{1}{\Gamma(n,q)} (n\langle\tau\rangle)^n \tau^{-1-\mu}, \tag{22}$$

with $\mu = 1/(q-1) - n$. The admissible range of μ values imposed by the q-γ distribution is in line with the causality constraints dictated by Kramers-Kronig relations. Considering a distribution of τ given by Eq. 22, and employing Eqs. 20 and 21, we obtain [17]:

$$\varepsilon_1 \simeq -\frac{\Delta\varepsilon}{\Gamma(n,q)} \cdot \left(\frac{n}{\tau_0}\right)^n \cdot \frac{\pi}{2} \csc(\mu\pi/2) \cdot \omega^\mu, \tag{23}$$

$$\varepsilon_2 \simeq \frac{\Delta\varepsilon}{\Gamma(n,q)} \cdot \left(\frac{n}{\tau_0}\right)^n \cdot \frac{\pi}{2} \sec(\pi\mu/2) \cdot \omega^\mu, \tag{24}$$

with $0 < \mu < 1$. Using literature results for μ [45] and considering $n = 1$, we deduce q-values for the dielectric response functions ranging from ∼1.71 to ∼1.96, which are consistent with the range of possible q-values imposed by $\Gamma(n,q)$, cf. Eq. 8, considering its limit of convergence. Note that $\Gamma(n,q)$ governs the domain of physically acceptable range of n and q, normalization, and asymptotic behaviour of the relaxation-time distribution. We demonstrate that the emergence of power-law dielectric response follows from the long-time ($\tau \to \infty$) tail of the q-γ relaxation-time PDF. Thus, we can infer that the observed scaling laws arise as a direct consequence of the underlying q-γ PDF of τ, giving rise to criticality classes in terms of q.

In practice, to make use of our approach, the data set should present a long-tail decay, which should be fitted by employing Eq. 14. The expression for $\langle\tau\rangle$ shall be different depending on the particular PDF governing the system. However, based on the obtained B_q expressions for the various PDFs here investigated, cf. Table 1, it can be noticed that the average of the quantity of interest is simply a prefactor in the

argument of the q-exp function. Upon fitting the data, one should check whether the obtained values of q and n lie within the convergence regime of the $\Gamma(n, q)$ function, cf. Fig. 2. Hence, by making use of this simple protocol, it is possible to extract the value of q and n of the particular data set of interest and thus to infer *universality classes* in terms of such parameters.

5 Conclusions and outlook

We have introduced the $\Gamma(n, q)$ function as the Mellin transform of the q-exp function. We have fixed the recurrence relation and convergence conditions of $\Gamma(n, q)$. As the highlight of the present work, we have proposed a new framework, named by us hyperstatistics, upon considering non-Boltzmann-Gibbsian-type statistics for each domain of the system, whose corresponding entropic functional is the one proposed in Ref. [2]. We have probed our approach experimentally upon considering a γ-type distribution of relaxation times in the discharge process of a real capacitor in a standard series RC circuit, the pumping of the ^{4}He circulation lines in a cryostat, midrapidity data set for p-Pb collisions at the LHC, as well as acceleration in turbulent systems. Also, we have deduced the power-law-type dielectric response function of non-homogenous systems [45, 53]. Beyond the specific examples discussed here, hyperstatistics provides a unified description for relaxation and response functions in complex systems where Boltzmann-Gibbs statistics is no longer applicable. This includes critical phenomena, response functions, e.g., dielectric response, non-homogeneous systems, among others. Our approach can be also employed to other scenarios, such as in cases involving non-Gaussian distributions, e.g., temperature fluctuations in the cosmic microwave background [54], luminosity calibration in charged particle colliders [55], power-law in both velocity distributions [56] and trapped ions [57], as well as for the standard map [58] and quantum decays [59–61].

References

[1] E.G.D. Cohen, Boltzmann and Einstein: Statistics and dynamics - An unsolved problem, Pramana - J. Phys **64**, 635 (2005). https://doi.org/10.1007/BF02704573

[2] C. Tsallis, Possible Generalization of Boltzmann-Gibbs Statistics, J. Stat. Phys. **52**, 479 (1988). https://doi.org/10.1007/BF01016429

[3] C. Tsallis, Introduction to Nonextensive Statistical Mechanics: Approaching a Complex World, Springer Nature Switzerland (2023).

[4] C. Beck and E.G.D. Cohen, Superstatistics, Physica A **322**, 267 (2003). https://doi.org/10.1016/S0378-4371(03)00019-0

[5] C. Beck, Superstatistics: theory and applications, Continuum Mech. Thermodyn. **16**, 293 (2004).
https://doi.org/10.1007/s00161-003-0145-1

[6] C. Beck, C. Tsallis, Anomalous velocity distributions in slow quantum-tunneling chemical reactions, Phys. Rev. Res. **7**, L012081 (2025). https://doi.org/10.1103/PhysRevResearch.7.L012081

[7] H.S. Lima, R.M. Pereira, L. Moriconi, K.R. Sreenivasan, C. Tsallis, Superstatistical approach to turbulent circulation fluctuations, arXiv:2604.15277v1 (2026). https://doi.org/10.48550/arXiv.2604.15277

[8] G.E. Andrews, R. Askey, R. Roy, Special Functions, Cambridge University Press (1999). https://doi.org/10.1017/CBO9781107325937

[9] T. Kim, D.S. Kim, Degenerate Laplace transform and degenerate gamma function, Russ. J. Math. Phys. **24**, 241 (2017). https://doi.org/10.1134/S1061920817020091

[10] S. Nadarajah, S. Kotz, On the q-type distributions, Physica A **377**, 465 (2007) https://doi.org/10.1016/j.physa.2006.11.054

[11] S.M.D. Queiros, On a possible dynamical scenario leading to a generalised Gamma distribution, arXiv:physics/0411111 https://doi.org/10.48550/arXiv.physics/0411111

[12] Lecture Notes of Prof. Aguinaldo P. Ricieri, Curso Prandiano, Anglo Tamandaré - São Paulo (1996).

[13] M.R. Spiegel, Schaum's Outline Series, Theory and Problems of Advanced Calculus, Schaum Publishing Company (1963).

[14] C. Tsallis, Nonadditive entropy and nonextensive statistical mechanics - an overview after 20 years, Braz. J. Phys **39**, 337 (2009). https://doi.org/10.1590/S0103-97332009000400002

[15] C. Kittel, Thermal Physics, W.H. Freeman, San Francisco, (1980).

[16] R.J. Mellin. Zur Theorie zweier allgemeinen Klassen bestimmter Integrale. Acta Societatis Scientiarum Fennicae (1897).

[17] I.S. Gradshteyn and I.M. Ryzhik, Tables of Integrals, Series, and Products, Seventh Edition, Academic Press (2007).

[18] L.S. Lima, Expression of Some Special Functions through q-Exponentials of the Nonadditive Statistical Mechanics, J. Mod. Phys. **11**, 81 (2020). https://doi.org/10.4236/jmp.2020.111004

[19] R.K. Niven, H. Suyari, The q-gamma and (q,q)-polygamma functions of Tsallis statistics, Physica A **388**, 4045 (2009). https://doi.org/10.1016/j.physa.2009.06.018

[20] T. Yamano, Some properties of q-logarithm and q-exponential functions in Tsallis statistics, Physica A **305**, 486 (2002). https://doi.org/10.1016/S0378-4371(01)00567-2

[21] K. Ourabah, Superstatistics in the context of relativity, Phys. Rev. Res. **7**, 033190 (2025). https://doi.org/10.1103/7j5q-hxm2

[22] G. Wilk, Z. Włodarczyk, Interpretation of the Nonextensivity Parameter q in Some Applications of Tsallis Statistics and Lévy Distributions, Phys. Rev. Lett. **84**,2770 (2000). https://doi.org/10.1103/PhysRevLett.84.2770

[23] C. Beck, Dynamical Foundations of Nonextensive Statistical Mechanics, Phys. Rev. Lett. **87**, 180601 (2001). https://doi.org/10.1103/PhysRevLett.87.180601

[24] C. Beck, Generalized statistical mechanics for superstatistical systems, Phil. Trans. R. Soc. A 2011 **369**, 453 (2011). https://doi.org/10.1098/rsta.2010.0280

[25] R. van de Schoot, S. Depaoli, R. King, B. Kramer, K. Märtens, M.G. Tadesse, M. Vannucci, A. Gelman, D. Veen, J. Willemsen, C. Yau, Bayesian statistics and modelling, Nat. Rev. Methods Primers **1**, 1 (2021). https://doi.org/10.1038/s43586-020-00001-2

[26] J.C. Maxwell, Illustrations of the Dynamical Theory of Gases, Lond. Edinb. Dubl. Phil. Mag. **19**, 19 (1860). https://doi.org/10.1142/9781848161337_0011

[27] L. Boltzmann, Studien über das Gleichgewicht der lebendigen Kraft zwischen bewegten materiellen Punkten, Wiener Berichte **58**, 517 (1868).

[28] A.N. Kolmogorov, The local structure of turbulence in incompressible viscous fluid for very large Reynolds numbers, Dokl. Akad. Nauk SSSR **30**, 301 (1941). http://www.jstor.org/stable/51980

[29] A.N. Kolmogorov, Dissipation of energy in the locally isotropic turbulence, Dok. Akad. Nauk SSSR **31**, 538 (1941). http://www.jstor.org/stable/51981

[30] A.P. Guimarães, Magnetism and magnetic resonance in solids, John Wiley, New York (1998).

[31] G.E. Crooks, Beyond Boltzmann-Gibbs statistics: maximum entropy hyperensembles out of equilibrium, Phys. Rev. E **75**, 041119 (2007). https://doi.org/10.1103/PhysRevE.75.041119

[32] C. Anteneodo, C. Tsallis, Multiplicative noise: A mechanism leading to nonextensive statistical mechanics, J. Math. Phys. **44**, 5194 (2003). https://doi.org/10.1063/1.1617365

[33] R.B. Griffiths, Nonanalytic Behavior Above the Critical Point in a Random Ising Ferromagnet, Phys. Rev. Lett. **23**, 17 (1969).

https://doi.org/10.1103/PhysRevLett.23.17

[34] I.F. Mello, L. Squillante, G.O. Gomes, A.C. Seridonio, M. de Souza, Griffiths-like phase close to the Mott transition, J. Appl. Phys. **128**, 225102 (2020). https://doi.org/10.1063/5.0018604

[35] L. Squillante, I.F. Mello, L.S. Ricco, M.F. Minicucci, A.M. Ukpong, A.C. Seridonio, R.E. Lagos-Monaco, M. de Souza, Cellular Griffiths-like phase, Heliyon **10**, e34622 (2024). https://doi.org/10.1016/j.heliyon.2024.e34622

[36] T. Vojta, Rare region effects at classical, quantum and nonequilibrium phase transitions, J. Phys. A Math. Gen. **39**, R143 (2006). https://doi.org/10.1088/0305-4470/39/22/R01

[37] S. Saha, A. Dutta, S. Gupta, S. Bandyopadhyay, I. Das, Origin of the Griffiths phase and correlation with the magnetic phase transition in the nanocrystalline manganite $La_{0.4}(Ca_{0.5}Sr_{0.5})_{0.6}MnO_3$, Phys. Rev. B **105**, 214407 (2022). https://doi.org/10.1103/PhysRevB.105.214407

[38] S.M. Soares, L. Squillante, H.S. Lima, C. Tsallis, M. de Souza, Universally non-diverging Grüneisen parameter at critical points, Phys. Rev. B **111**, L060409 (2025). https://doi.org/10.1103/PhysRevB.111.L060409

[39] S.M. Soares, L. Squillante, H.S. Lima, C. Tsallis, M. de Souza, Universal and non-universal facets of quantum critical phenomena unveiled along the Schmidt decomposition theorem, arXiv:2512.11093v2 (2026).

[40] M. de Souza, A. Brühl, Ch. Strack, B. Wolf, D. Schweitzer, M. Lang, Anomalous Lattice Response at the Mott Transition in a Quasi-2D Organic Conductor, Phys. Rev. Lett. **99**, 037003 (2007). https://doi.org/10.1103/PhysRevLett.99.037003

[41] E. Barsoukov, J.R. MacDonald, Impedance spectroscopy theory, experiment, and applications, John Wiley & Sons, New Jersey (2005). https://doi.org/10.1002/9781119381860

[42] R.H. Cole, K.S. Cole, Dispersion and absorption in dielectrics I. Alternating current characteristics, J. Chem. Phys. **9**, 341 (1941). https://doi.org/10.1063/1.1750906

[43] D.W. Davidson, R.H. Cole, Dielectric relaxation in glycerol, propylene glycol, and n-propanol, J. Chem. Phys. **19**, 1484 (1951). https://doi.org/10.1063/1.1748105

[44] S. Havriliak, S. Negami, A complex plane representation of dielectric and mechanical relaxation processes in some polymers, Polymer **8**, 161 (1967). https://doi.org/10.1016/0032-3861(67)90021-3

[45] A.K. Jonscher, The universal dielectric response, Nature **267**, 673 (1977). https://doi.org/10.1038/267673a0

[46] F. Kremer, A. Schönhals, Broadband Dielectric Spectroscopy, Springer, Berlin (2003). https://link.springer.com/book/10.1007/978-3-642-56120-7

[47] I. Bello, Vacuum and ultravacuum: Physics and technology, CRC Press, (2018).

[48] B. Abelev *et al.* (ALICE Collaboration), Transverse momentum distribution and nuclear modification factor of charged particles in p-Pb collisions at $\sqrt{s_{NN}} = 5.02\,\mathrm{TeV}$, Phys. Rev. Lett. **110**, 082302 (2013). https://doi.org/10.1103/PhysRevLett.110.082302

[49] M.D. Azmi, J. Cleymans, Transverse momentum distribution in p + Pb collisions and Tsallis thermodynamics, arXiv:1311.2909v2 (2013).

[50] A. Deppman, E. Megías, D.P. Menezes, Fractals, nonextensive statistics, and QCD, Phys. Rev. D **101**, 034019 (2020). https://doi.org/10.1103/PhysRevD.101.034019

[51] A. La Porta, G.A. Voth, A.M. Crawford, J. Alexander, E. Bodenschatz, Fluid particle accelerations in fully developed turbulence, Nature **409**, 1017 (2001). https://doi.org/10.1038/35059027

[52] H. Frohlich, Theory of Dielectrics, Second Edition, Oxford Science Publications (1958).

[53] R. Böhmer and K. L. Ngai and C.A. Angell and D.J. Plazek, Nonexponential relaxations in strong and fragile glass formers, J. Chem. Phys. **99**, 4201 (1993). https://doi.org/10.1063/1.466117

[54] A. Bernui, C. Tsallis, T. Villela, Deviation from Gaussianity in the cosmic microwave background temperature fluctuations, EPL **78**, 19001 (2007). https://doi.org/10.1209/0295-5075/78/19001

[55] M.A. Abed, A.A. Babaev, L.G. Sukhikh, Luminosity calibration by means of van-der-Meer scan for Q-Gaussian beams, Eur. Phys. J. C **84**, 122 (2024). https://doi.org/10.1140/epjc/s10052-024-12469-3

[56] J.A.S. Lima, M.H. Benetti, Non-Gaussian velocity distributions Maxwell would understand, Rev. Bras. Ens. Fís. **47**, e20240467 (2025). https://doi.org/10.1590/1806-9126-RBEF-2024-0467

[57] R.G. DeVoe, Power-law distributions for a trapped ion interacting with a classical buffer gas, Phys. Rev. Lett. **102**, 063001 (2009). https://doi.org/10.1103/PhysRevLett.102.063001

[58] U. Tirnakli, E.P. Borges, The standard map: From Boltzmann-Gibbs statistics to Tsallis statistics, Sci. Rep. **6**, 23644 (2016). https://doi.org/10.1038/srep23644

[59] G. Lagnese, F.M. Surace, S. Morampudi, F. Wilczek, Detecting a long-lived false vacuum with quantum quenches, Phys. Rev. Lett. **133**, 240402 (2024). https://doi.org/10.1103/PhysRevLett.133.240402

[60] S. Coleman, Fate of the false vacuum: Semiclassical theory, Phys. Rev. D **15**, 2929 (1977). https://doi.org/10.1103/PhysRevD.15.2929

[61] A.G. Kofman, G. Kurizki, Acceleration of quantum decay processes by frequent observations, Nature **405**, 546 (2000). https://doi.org/10.1038/35014537

[62] Lucas Squillante, Samuel M. Soares, Constantino Tsallis, Mariano de Souza, Hyperstatistics. Zenodo https://doi.org/10.5281/zenodo.19713094 (2026).

Methods

The RC electrical circuit consists of a resistor with $R = 1\,\mathrm{M}\Omega$ and an electrolytic aluminium capacitor of $C = 470\,\mu\mathrm{F}$ supplied by JWCO group, so that $\tau_0 = 470\,\mathrm{s}$. We have employed a Keithley 617 electrometer as a voltage source and a nanovoltmeter Keithley 2182A. The data set shown in the bottom panel of Fig. 3 was recorded using a MercuryiTC controller provided by Oxford Instruments and the pumping was carried out employing a Hi-Cube vacuum pump supplied by Pfeiffer attached to the ^{4}He circulation lines of a Teslatron-PT cryostat from Oxford Instruments.

Acknowledgements. MdeS acknowledges partial financial support from the São Paulo Research Foundation – Fapesp (Grants 2011/22050-4, 2017/07845-7, and 2019/24696-0), National Council of Technological and Scientific Development – CNPq (Grants 303772/2023-9), and Capes – Finance Code 001 (M. Sc. fellowship of SMS). CT acknowledges partial financial support from National Council of Technological and Scientific Development – CNPq and Fundação Carlos Chagas Filho de Amparo à Pesquisa do Estado do Rio de Janeiro – Faperj. MdeS acknowledges Christian Beck for fruitful suggestions, including the mentioning of the paper by G.E. Crooks regarding the terms "ensemble of ensembles" and hyperensemble.

Data availability. The data that support the findings of this work are openly available [62].

Author contributions. S.M.S., L.S., and M.deS. carried out the RC circuit and ^{4}He lines pumping experiments. M.deS. carried out the calculations with inputs from S.M.S. and L.S.. S.M.S. and L.S. carried out the data fits. M.deS. wrote the paper with contributions from S.M.S. and L.S.. C.T. created q-statistics, which served as the ground for hyperstatistics. All authors revised the manuscript. M.deS. conceived and supervised the whole project.

Competing interests. The authors declare no competing interests.