arXiv:2604.22938v2 [cond-mat.mtrl-sci] 30 Jun 2026

Large language model-enabled automated data extraction for concrete materials informatics

Zhanzhao Li [1,2,3], Kengran Yang [4], Qiyao He [1,2,3], Kai Gong [1,2,3*]

[1]Department of Civil and Environmental Engineering, Rice University, Houston, TX 77005, USA.
[2]Rice Advanced Materials Institute, Rice University, Houston, TX 77005, USA.
[3]Ken Kennedy Institute, Rice University, Houston, TX 77005, USA.
[4]Independent researcher, Lawrenceville, NJ, USA.

*Corresponding author(s). E-mail(s): kg51@rice.edu

Abstract

The promise of data-driven materials discovery remains constrained by the scarcity of large, high-quality, and accessible experimental datasets. Here, we introduce a generalizable large language model (LLM)-powered pipeline for automated extraction and structuring of materials data from unstructured scientific literature, using concrete materials as a representative and particularly challenging example. The pipeline exhibits robust performance across a broad range of LLMs and achieves an F_1 score of up to 0.98 for diverse composition–process–property attributes. Within one hour, it extracts nearly 9,000 high-quality records with over 100 attributes from a corpus screened from more than 27,000 publications, enabling the construction of the largest open laboratory database for blended cement concrete. Machine learning analyses underscore the importance of large, diverse, and information-rich datasets for enhancing both in-distribution accuracy and out-of-distribution generalization to unseen materials. The proposed pipeline is readily adaptable to other materials domains and accelerates the development of scalable data infrastructures for materials informatics.

Introduction

Data-driven approaches have become an increasingly important component of the materials science toolbox, enabling accelerated discovery, design, and optimization across broad classes of materials systems[1–4]. A persistent bottleneck to fully exploiting their potential, however, is the scarcity of large, high-quality, and accessible datasets[5,6]. While substantial community efforts have led to a growing number of open materials databases, most of them are derived from computational methods[3,7–12]. Experimentally based databases remain comparatively rare and are typically limited in both size and scope[5,13]. Meanwhile, the scientific literature contains a wealth of peer-reviewed and reliable experimental data accumulated over decades of research, yet much of this information is not captured by existing databases. With the volume of publications expanding at an unprecedented pace, this vast body of literature represents a largely untapped resource for establishing large-scale, comprehensive data infrastructures to support materials informatics.

Despite this opportunity, extracting materials data at scale from the scientific literature remains challenging. Materials data are typically presented in highly unstructured and heterogeneous formats, dispersed across various sections of text and embedded within often complex tables and figures[5,14]. These challenges are further compounded by inconsistent units, non-standard naming conventions, and the widespread use

of domain-specific acronyms, all of which require contextual interpretation and domain expertise to resolve. Consequently, manual data extraction is not only labor-intensive and time-consuming but fundamentally incompatible with the pace and scale of modern scientific publishing.

Text mining and natural language processing (NLP) techniques have been explored to automate the extraction of materials data from unstructured scientific literature[5,14–22]. Notable examples such as ChemDataExtractor[15,23] and MatSciBERT[24] demonstrate the feasibility of extracting materials entities and associated properties from text using rule-based systems and domain-trained language models. However, such approaches typically require substantial manual effort, such as developing parsing rules and curating large human-annotated corpora for model training or fine-tuning[14,25,26], which limits their adaptability and scalability across different materials systems, properties, and reporting styles.

The advent of large language models (LLMs) unlocks new possibilities for automated data extraction. Unlike traditional NLP approaches, LLMs are pre-trained on massive and diverse corpora, enabling them to capture context, reconcile variations in terminology, and adapt to heterogeneous reporting formats across the literature[6,26,27]. These capabilities make LLMs particularly well-suited for extracting complex, unstructured materials data. Nevertheless, existing applications in materials science have primarily focused on text-based extraction tasks[13,28–39], with only limited efforts exploring tabular data extraction[25,40–44]. Their broader potential, especially for integrating information scattered across multiple textual passages and tables and for handling diverse materials systems, remains largely untapped. This gap is particularly critical for composite materials like concrete, where material composition is defined not by a single chemical formula (as in many other materials systems), but by mixtures of multiple constituents, each characterized by distinct chemical and physical attributes that are reported in a heterogeneous and fragmented manner.

Concrete is the most-used manufactured material and is responsible for 8–9% global anthropogenic CO_2 emissions[45]. With its central role in global infrastructure and demand projected to grow by up to 23% by 2050[46], the need for more sustainable and durable concrete has never been more urgent. Despite this, the design of concrete materials remains largely empirical and trial-and-error-based[47,48], leading to suboptimal performance, inefficient resource use, and unnecessary CO_2 emissions. Emerging data-driven design frameworks have demonstrated the potential to reduce material costs by ∼30% and embodied CO_2 emissions by ∼60% compared to industry-standard designs[49]. However, progress in this direction is fundamentally constrained by the missing underlying data foundation[50,51]. Most datasets used in existing machine learning (ML) studies contain fewer than 500 experimental records[50,52,53] (Fig. 1) and are narrowly focused on specific materials systems or properties; moreover, more than 90% lack critical materials attributes such as binder chemical composition or physical properties (inset of Fig. 1). The most widely used open dataset, compiled by Yeh[54,55] nearly three decades ago, contains only 1,030 records. While several larger industrial datasets have been explored[49,56–58], they are typically proprietary and not publicly accessible. These limitations are shared across many materials domains and underscore the urgent need for scalable approaches to constructing larger, accessible, and information-rich datasets for data-driven materials innovation.

To address the long-standing data scarcity bottleneck in materials informatics, we present an LLM-powered automated data extraction pipeline that systematically retrieves and structures key materials information from both tables and text in scientific publications. Concrete materials are used as a representative and particularly challenging demonstration case due to their compositional complexity and heterogeneous reporting practices. Specifically, we focus on blended cement systems—one of the most promising strategies for concrete decarbonization[46]—in which portland cement, the dominant source of emissions in concrete manufacturing, is partially replaced with supplementary cementitious materials (SCMs) derived from industrial and municipal wastes or naturally abundant resources[59–61] (see Supplementary Note 1 for details). Our pipeline employs a sequential chain of LLM-based agents to extract and integrate composition–process–property attributes scattered across multiple sections of a publication. These attributes include binder properties (chemical composition and physical attributes of raw cementitious materials), mixture proportions, curing conditions (age, temperature, and humidity), specimen dimensions (volume and aspect ratio), and mixture properties (here focusing on compressive strength, one of the most critical performance metrics for construction applications[62]). Specialized extraction agents are designed to identify relevant text and tables, as well as acronym definitions, which are often separated from the corresponding data. These are complemented by processing agents that perform data cleaning tasks such as acronym expansion, table format reconciliation, unit normalization, naming standardization, irrelevant information filtering, and record-level merging, ultimately constructing complete and internally consistent materials records.

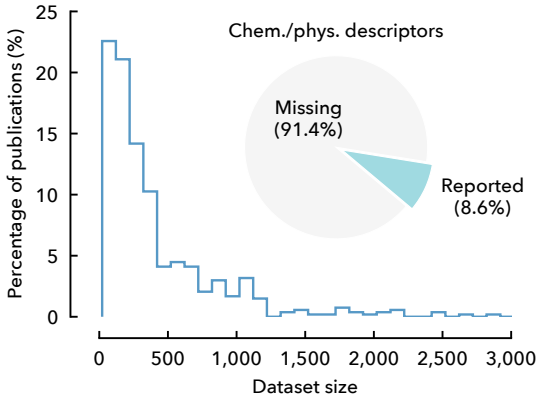

Fig. 1 Survey of dataset sizes used in peer-reviewed publications applying machine learning on cement and concrete materials. The survey focuses on laboratory datasets for regression tasks. Dataset sizes after data preprocessing were recorded, with the maximum size taken for studies using multiple datasets. The inset shows the proportion of publications whose datasets include chemical or physical descriptors of binders versus those that lack them. Data source: Web of Science; period: 1990–2024. Detailed survey methodology is provided in Supplementary Note 2.

We benchmark our pipeline across a wide range of open and proprietary LLMs. Most models achieve F_1 scores above 0.90 across diverse extraction categories, with the best-performing model reaching 0.98, demonstrating robust pipeline performance. The pipeline has been applied to approximately 280 publications on blended cement systems, screened from an initial corpus of more than 27,000 full-text publications, and automatically extracted over 10,000 structured materials records within one hour. This enables the construction of the largest laboratory database for blended cement concrete to date (nearly 9,000 high-quality records with over 100 attributes after postprocessing), encompassing both conventional and emerging SCMs, including fly ash, blast-furnace slag, silica fume, limestone powder, and calcined clay. ML analyses of the curated database reveal that large, diverse, and information-rich datasets are crucial for improving both in-distribution (ID) predictive accuracy and generalization to out-of-distribution (OOD) domains such as unseen materials systems, thereby enabling more reliable and generalizable data-driven materials modeling. Finally, we discuss common challenges encountered in automated data extraction from the scientific literature and propose data reporting recommendations to support the development of large-scale, machine-readable data infrastructures for materials design and discovery. While evaluated here for concrete materials, the modular design of our approach renders it readily adaptable to other materials systems and scientific domains facing data scarcity, broadening its impact across materials informatics and beyond.

Results

Automated data extraction pipeline

Our automated data extraction pipeline (Fig. 2a) extracts key concrete materials information from scientific publications, including binder properties, mixture proportions, and mixture properties from tables, as well as acronyms and their definitions, curing conditions, and specimen dimensions from text. The pipeline employs two main categories of specialized agents: (i) extraction agents, which identify and extract relevant information from different sections of a publication, and (ii) processing agents, which clean, reconcile, and integrate the extracted information into complete records for each mixture. Each agent is powered by an LLM. Prompt template and examples are provided in Supplementary Note 4. The pipeline is organized as a sequential, modular agent chain that decomposes the complex extraction workflow into manageable subtasks, while allowing individual components to be flexibly tailored to specific extraction needs.

The pipeline starts by processing a corpus of full-text articles in XML or HTML format (see Section 'Article retrieval and screening' for details). These structured formats are preferred over PDF files as they explicitly encode document elements (*e.g.*, sections, tables, captions, footnotes) as tagged content. By contrast, PDFs primarily store visual layouts intended for rendering, which makes it difficult to recover the logical structure of the document in a consistent and machine-readable manner[63,64].

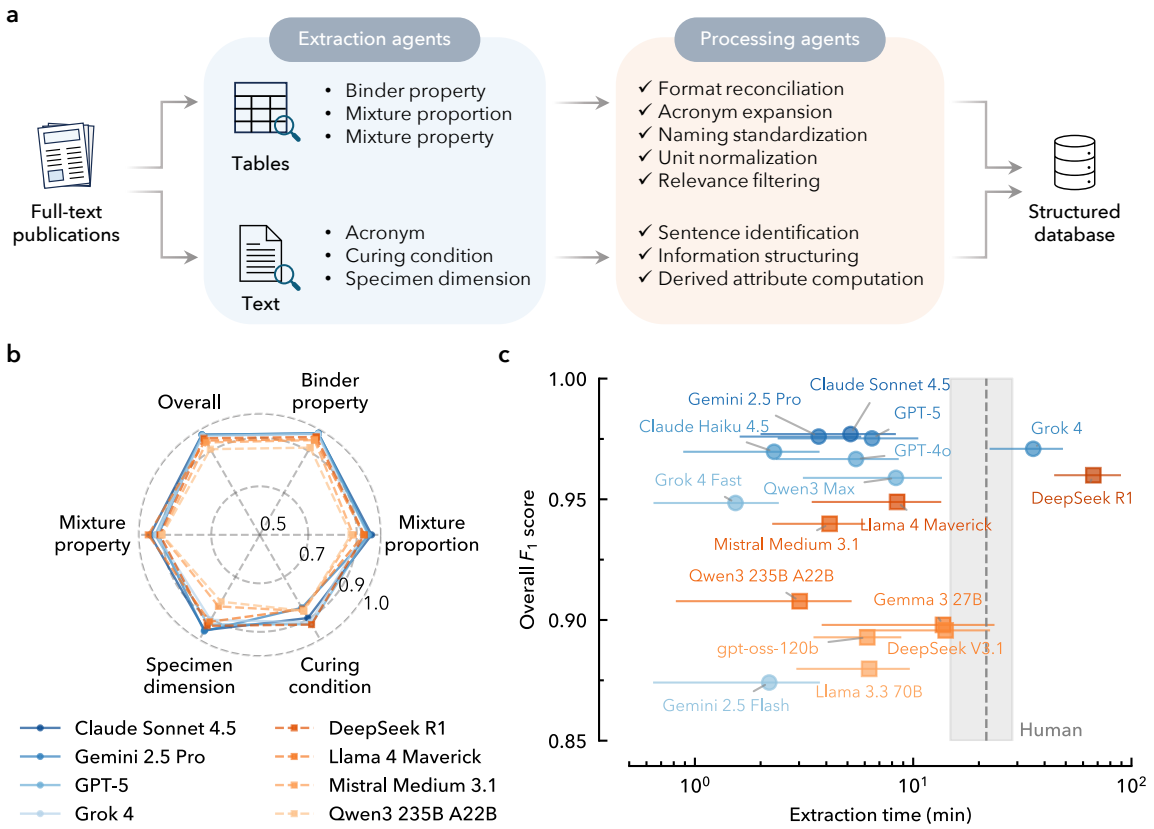

Fig. 2 Overview of the automated data extraction pipeline. a, The pipeline employs a sequential chain of large language model (LLM)-based extraction and processing agents to retrieve and integrate key concrete materials information from both tables and text in scientific publications, enabling the construction of a structured, machine-readable database. **b**, **c**, The pipeline is benchmarked across a range of proprietary (blue) and open (orange) LLMs, evaluated against a human-extracted ground-truth dataset compiled from 58 publications. Panel **b** shows representative models and their category-wise performance (F_1 score), while panel **c** summarizes the overall F_1 score versus extraction time for all investigated models. Color saturation indicates the overall F_1 score for each model (darker colors represent higher scores). Error bars in panel **c** represent the standard deviation of extraction time across the 58 publications for each LLM, and the shaded band reflects the corresponding variation for human experts across 27 publications.

For table extraction, content enclosed by table-related tags (*e.g.*, `<table>` in XML) is passed to a table extraction agent. Unlike traditional rule-based methods that depend on fixed patterns or publisher-specific markup, this agent leverages the adaptability of LLMs to parse tables with diverse and complex layouts, including multi-level headers, merged cells, and footnotes. This approach ensures robustness to heterogeneous markup conventions across publishers and improves reliability in handling irregular table structures. The tables are parsed into a structured plain-text format, with columns separated by delimiters and rows by line breaks. While more explicit formats such as JSON could be used, plain text offers a more compact representation that reduces token usage and improves scalability for the large, multi-column tables commonly found in concrete materials literature. The parsed tables are then filtered to retain only those containing relevant concrete materials data based on their captions and content, namely binder properties (chemical composition and physical attributes), mixture proportions, and mixture properties (herein compressive strength).

For the relevant tables, a series of processing agents perform several normalization steps: (i) consolidating multi-level headers into single-level headers by explicitly expanding full column names; (ii) processing footnotes that often define acronyms or provide clarifications and integrating them into the main table; (iii) expanding remaining acronyms into full names using acronym–definition pairs extracted from the text (described below); (iv) filling blank cells that are intentionally left empty when their values are identical to those in preceding rows, thereby preventing potential misalignment errors where values might otherwise shift into incorrect columns; and (v) harmonizing column names to a predefined set of target names (*e.g.*, 'Cement',

'Fly ash', 'Water', 'Compressive strength') and standardizing units (*e.g.*, converting lb/yd^3 to kg/m^3 and psi to MPa) to ensure consistency across tables from different publications, while removing irrelevant columns.

For binder properties, information is sometimes split across multiple tables within a single publication—for example, one table reporting chemical properties and another reporting physical properties, or separate tables for different raw materials. In such cases, additional merging is performed by an agent to consolidate the relevant information into a unified table for consistent downstream processing. For mixture proportions, water content may be reported explicitly in mass per unit volume (*e.g.*, kg/m^3) or implicitly *via* the water-to-binder ratio. In the latter case, a dedicated processing agent calculates the water content from the total binder content in each mixture. Similarly, the dosage of superplasticizer (also known as high-range water-reducing admixture) may appear in diverse formats, *e.g.*, mass per unit volume (*e.g.*, kg/m^3), volume per unit volume (L/m^3), or as a percentage of binder mass. For the latter two formats, a processing agent converts volume-based values to mass-based equivalents or calculates the dosage from the binder content, respectively, ensuring all data are extracted on a consistent basis.

In addition to tables, key information is often reported in the text, such as acronyms (commonly used in tables but not always defined in captions or footnotes) and their definitions, specimen dimensions (geometry and size), and curing conditions (temperature and humidity; note that curing ages are usually reported alongside strength values in strength tables). To extract this information, the pipeline leverages both rule-based methods and LLM-based agents. For instance, regular expressions are used to identify acronyms enclosed in parentheses (*e.g.*, 'fly ash (FA)'), thereby constructing a dictionary of acronym–definition pairs that can facilitate table processing. For curing conditions and specimen dimensions, regular expressions are applied across the full text to detect candidate sentences that likely contain relevant information, *i.e.*, sentences containing terms related to curing (*e.g.*, 'curing', 'temperature', 'humidity', 'demolded', 'moist', or symbols like '°C' and '±') or to specimen geometry and size (*e.g.*, 'cylinder', 'cube', 'length', 'diameter', or units such as 'mm' and 'cm'), respectively. These candidate sentences, along with their preceding and succeeding sentences for context, are then passed to LLM-powered processing agents, which (i) select the most relevant sets of sentences and (ii) identify and structure the targeted information and, for specimen dimensions, compute derived values such as aspect ratios and specimen volumes.

Finally, for each publication, the extracted and processed information from both tables and text is integrated by downstream processing agents to construct complete records for every mixture, encompassing binder properties, mixture proportions, curing conditions, specimen dimensions, and mixture properties. Where applicable, mixture IDs are used to link information from different tables (*e.g.*, mixture proportions and mixture properties). Additional checks by an agent are performed to ensure that the extracted values are physically plausible (*e.g.*, compressive strength must be positive). The finalized records are then aggregated into individual machine-readable datasets (*e.g.*, CSV files) for each publication, which are subsequently combined into a single comprehensive database.

Overall, the extraction and processing agents operate in a sequential chain, with intermediate outputs progressively refined and passed downstream until curated mixture records are obtained. Many of the extraction and processing steps described above—such as interpreting heterogeneous and irregular table structures, reconciling information dispersed across tables and text, and normalizing units and naming conventions—require nuanced contextual understanding and domain expertise that are particularly challenging to implement using traditional deterministic, rule-based methods, given the variability and complexity of scientific reporting. The use of LLM-powered agents makes these operations feasible in a flexible and context-aware manner, substantially improving the robustness and accuracy of the extraction process. Combined with the modular pipeline design, which allows individual agents to be readily modified or extended, this framework directly addresses long-standing bottlenecks in concrete data curation and provides a scalable foundation for constructing large, high-quality, machine-readable data infrastructure to support data-driven materials discovery.

Performance evaluation

After analyzing more than 27,000 full-text publications on blended cement systems, we have identified a corpus of 278 publications that are highly relevant and suitable for data extraction (see Section 'Article retrieval and screening' for details). From this corpus, 58 publications (∼20%) were randomly selected, ensuring diversity across journals and publishers, and manually extracted to construct a ground-truth dataset for benchmarking. This dataset consists of 3,015 records, each containing the target information intended for extraction by

the pipeline. The pipeline outputs were then compared with these human-extracted ground-truth records to assess extraction performance.

We benchmarked our pipeline using 17 recent open and proprietary LLMs (Fig. 2b, c), with each evaluation using the same LLM consistently across all agents. These models were selected to cover flagship and speed-optimized variants across diverse developers, representing a broad range of model scales and capabilities and enabling a comprehensive assessment of extraction performance. The performance of each model was evaluated in terms of F_1 score across five categories of target information, namely binder property, mixture proportion, curing condition, specimen dimension, and mixture property. Overall performance was computed by aggregating the results across all categories.

Fig. 2b shows a selection of leading models and their category-wise performance. Most models achieved strong performance across all categories, with F_1 scores achieving 0.90 or higher. Across all 17 evaluated models, the pipeline achieved overall F_1 scores above 0.85 (Fig. 2c), with 12 models exceeding 0.90 and 8 surpassing 0.95. The highest overall score, achieved by Claude Sonnet 4.5[65], was 0.98. This level of performance is particularly impressive given the inherent complexity and heterogeneity of the data presented in the literature, and the fact that it was achieved without any domain- or task-specific fine-tuning of LLMs. These results highlight both the effectiveness of our pipeline in extracting diverse types of concrete materials information and its strong generalizability across a wide range of LLMs. Additional evaluation results, including full category-wise precision, recall, and F_1 score for all 17 LLMs and separate assessments of numerical value and textual information extraction, are provided in Supplementary Note 4.

Table 1 summarizes the performance of the pipeline powered by GPT-4o[66], which was among the leading models available during the development of the pipeline and was used for downstream data extraction. GPT-4o achieved consistently high precision, recall, and F_1 score across all categories, with an overall value above 0.96 for each metric, demonstrating its strong and reliable extraction performance. Nevertheless, the extraction performance for specimen dimensions (extracted from text) was slightly lower than for other categories, indicating opportunities for further improvement. Manual inspection of the errors reveals that rule-based methods were able to identify a broad set of candidate sentences that included the correct ones. However, the downstream LLM-based processing agents occasionally down-selected inappropriate subsets due to insufficient context, for example, when the extracted information referred to tests other than the compressive strength tests targeted in this study. Increasing the context windows of the sentence sets passed to the LLM-based agents may help alleviate such issues.

Table 1 Performance of the automated data extraction pipeline across different categories of concrete materials information. Results are shown for the pipeline powered by GPT-4o, which was used for the downstream data extraction in this work.

Target information	Precision	Recall	F_1 score
Binder property	0.98	0.96	0.97
Mixture proportion	0.96	0.93	0.94
Curing condition	0.93	0.94	0.94
Specimen dimension	0.92	0.87	0.89
Mixture property	0.98	0.94	0.96
Overall	0.98	0.96	0.97

In addition to extraction accuracy, we assessed the efficiency of the pipeline by comparing the average processing time per publication between LLMs and human experts (Fig. 2c). Human experts required an average of 21.6 minutes per publication. In contrast, LLM extraction times varied by model due to differences in model architecture and API latency, but the majority of LLMs (13 out of 17) required, on average, less than 10 minutes per publication. The median of the models' average extraction times was 6.2 minutes, and the fastest model completed extraction in 1.5 minutes. GPT-4o, the model used for downstream data extraction in this work, processed an article in 5.5 minutes, representing a fourfold speedup relative to human experts.

Further efficiency gains can be achieved by parallelizing the processing of publications, since each article can be handled independently and the associated LLM requests can be submitted concurrently. For example, extracting data from all 278 publications in our curated corpus required less than one hour using GPT-4o

with parallelization, compared with approximately 25 hours if processed sequentially. This level of scalability stands in sharp contrast to manual extraction, which may be manageable on a small scale but becomes prohibitively tedious and time-consuming when extended to hundreds or thousands of publications. As such, this LLM-powered pipeline offers a practical and efficient solution for large-scale literature mining and data infrastructure construction. Moreover, it allows flexible adjustment of the extraction scope (*e.g.*, extracting additional properties or experimental details) without the need to re-examine all publications manually. A brief cost analysis is also provided in Supplementary Note 4.

Overview of the curated database

Applying our pipeline with GPT-4o to the curated corpus of 278 publications, we extracted a total of 10,313 records. To ensure data quality and consistency for subsequent analyses and ML modeling, additional cleaning steps were performed to remove duplicate entries and mixtures outside the scope of this study (*i.e.*, those involving non-targeted SCMs) (see Section 'Postprocessing of the extracted database' for details), resulting in a final database of 8,979 unique, high-quality records. This database is distinct in its scale, diversity, and curation quality.

Scale

The limited size of existing datasets has long been a critical bottleneck in data-driven concrete research (Fig. 1). A key feature of our database is its unprecedented scale. For reference, we compare our database with the 10 largest existing laboratory datasets for blended cement concrete strength reported in the literature (the five largest are shown in Fig. 3a, with the full list provided in Supplementary Note 5). To the best of our knowledge, the dataset from Jiang *et al.*[67] is the previously largest reported in the literature, containing 5,026 records, although it has not been released publicly. By contrast, our curated database of 8,979 unique records—from over 10,000 initially extracted records using our automated pipeline—is nearly twice as large, making it by far the largest openly available dataset in this domain. Other datasets are generally much smaller, and most are not openly accessible or released alongside their publications. The previously largest openly available dataset contains 2,171 records from Imran *et al.*[68], whereas the most widely explored dataset in the field, compiled by Yeh in 1998[54] and released in 2007[55], contains only 1,030 records.

Diversity

As discussed earlier, existing datasets are generally small and narrowly focused on specific materials systems, often assembled from a limited number of publications. For example, the blended cement concrete dataset from Yeh[54,55] involves only two SCMs (namely, fly ash and blast-furnace slag) and was compiled from only 17 publications, while that from Imran *et al.*[68] also focuses on these two SCMs, drawing from 15 sources. By contrast, our database encompasses a much broader range of materials systems and was compiled from a significantly larger set of publications (278 in total). It includes five different SCMs, covering both conventional SCMs such as fly ash, blast-furnace slag, silica fume, and limestone powder, as well as emerging SCMs like calcined clay. This enables a wide variety of blended systems, ranging from binary and ternary blends to quaternary blends (*cf.* Supplementary Note 5). Altogether, the database contains 3,121 unique mixtures and spans a substantially broader materials feature space than existing datasets (Fig. 3b).

Additionally, the attribute distributions in our database provide a substantially broader range of values. Notably, the curated database includes mixtures covering a wide range of water-to-binder ratios (0.09–2.2; Fig. 3c), aggregate-to-binder ratios, as well as high cement replacement levels (Supplementary Note 5). Such mixtures are rarely captured in smaller datasets but are essential for understanding the full spectrum of mixture performance and enabling reliable data-driven concrete design.

A defining feature of our database is the inclusion of detailed chemical and physical information on the raw cementitious materials used in each mixture, *i.e.*, oxide compositions (*e.g.*, CaO, SiO_2, Al_2O_3, Fe_2O_3), loss on ignition, specific gravity, and Blaine fineness. Such granularity is critical for assessing the influence of binder characteristics on mixture performance[73], which remains poorly understood due to the scarcity of such data in existing datasets[50] (see inset of Fig. 1). Our database also captures a wide range of unique cementitious materials with diverse chemical compositions (Fig. 3d), with their usage broadly distributed across the dataset (Fig. 3e).

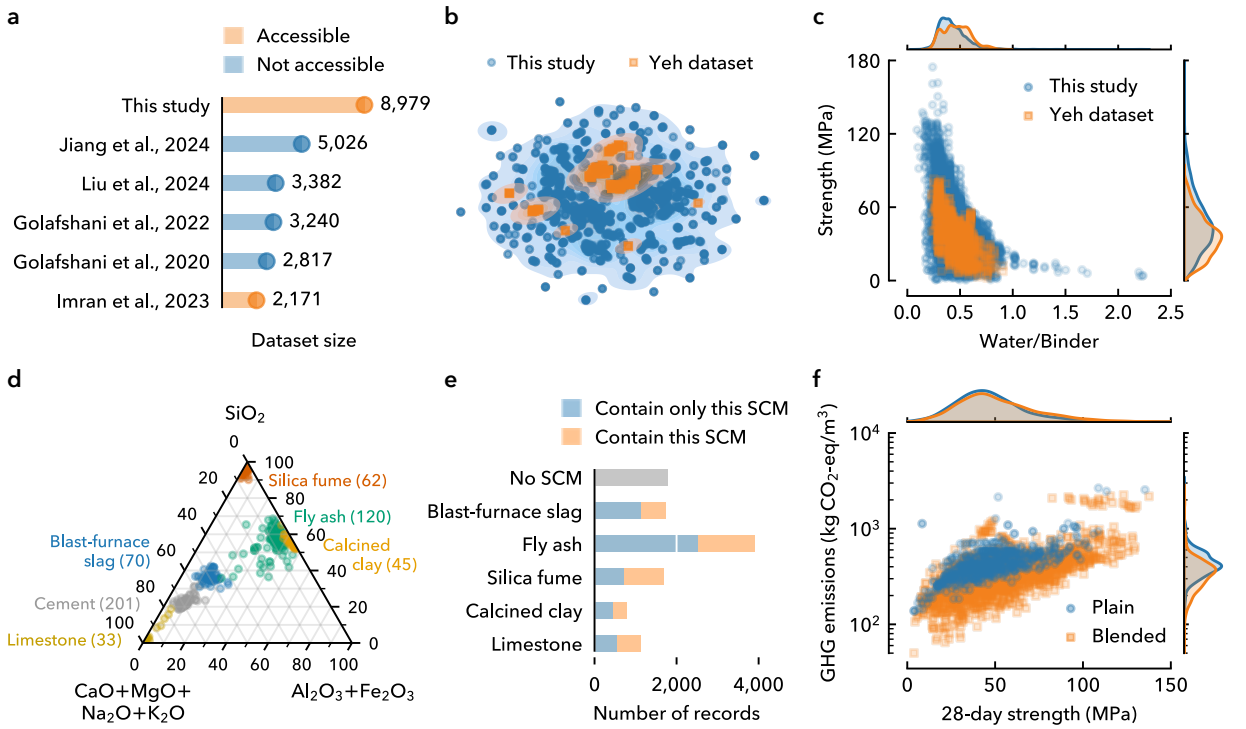

Fig. 3 Overview of the curated database. **a**, Comparison of size and accessibility between the database developed in this study and the five largest laboratory compressive strength datasets for blended cement concrete reported in the literature (refs.[67–71]). The detailed survey methodology and the comparison with the ten largest datasets are provided in Supplementary Notes 2 and 5, respectively. **b**, Two-dimensional Uniform Manifold Approximation and Projection (UMAP)[72] visualization of the materials feature space of our curated database compared with the Yeh dataset[54,55], the most widely studied open concrete dataset. **c**, Comparison of data distributions for water-to-binder ratio versus compressive strength between our curated database and the Yeh dataset. Comparisons for other key attributes are provided in Supplementary Note 5. **d**, Ternary diagram showing the chemical compositions (in wt%) of the extracted raw cementitious materials. Values in parentheses indicate the number of unique materials. **e**, Distribution of records across different cementitious systems. **f**, Greenhouse gas (GHG) emissions of plain portland cement and blended cement mixtures in the curated database. Calculation details are provided in Supplementary Note 5. For panels **c** and **f**, marginal kernel density estimates are shown along each axis to represent the data distribution. SCM, supplementary cementitious material.

To further illustrate the diversity of mixture designs captured in the database, we calculated their greenhouse gas emissions (Fig. 3f; see Supplementary Note 5 for details). These span a wide range, from 51 to 2,666 kg/m^3, reflecting the broad design space represented in the extracted data. On average, blended cement systems exhibit lower emissions than plain portland cement mixtures (by approximately 20%), confirming their potential for emissions reduction. However, substantial variability in emissions persists for both systems at a given strength, with some blended cement mixtures exhibiting emissions comparable to, or even exceeding, those of plain portland cement mixtures. This highlights the tremendous potential of optimizing mixture proportions—*e.g.*, through data-driven design—to fully realize the decarbonization potential of both cementitious systems. Additional analyses of the environmental impact and cost of the mixtures in the curated database are presented in Supplementary Note 5.

Quality

The curated database has undergone multiple rounds of cleaning and validation to ensure high data quality and internal consistency. In particular, we systematically inspected extreme values for each feature and computed both the total mass of mixture constituents and the water-to-binder ratio for every record, verifying that the extracted values are physically plausible and consistent with domain knowledge. We also cross-checked the extracted values against the original publications for a randomly selected subset of records to confirm their accuracy. In total, more than 120 publications were verified, together with the 58 publications manually extracted for benchmarking, collectively covering over 7,500 records (more than 80% of the final

database). These validation procedures provide strong confidence in the quality of the curated database. The high overall F_1 score (0.97 with GPT-4o) achieved by our extraction pipeline (Table 1) further supports its reliability.

ML analyses

The composition–process–property relationships of concrete are highly complex and remain difficult to capture comprehensively with existing mechanistic models, especially for blended cement systems where diverse SCM types and attributes dramatically expand the design space. As a demonstration of the utility of our curated database, we performed ML analyses to predict the compressive strength of blended cement concrete from mixture proportions, binder properties, curing conditions, and specimen dimensions. We evaluated a representative set of ML models, including tree-based models (XGBoost (XGB)[74], random forest[75], and LightGBM[76]), multilayer perceptron[77], and support vector machine[78], along with linear regression as a baseline. Model performance was evaluated using root mean square error (RMSE) as the primary metric. Since our curated database uniquely provides detailed chemical and physical descriptors of the raw cementitious materials and contains a significantly larger number of experimental records than existing datasets, we examined two practically important questions: (i) how incorporating these descriptors as additional input features affects model performance, and (ii) how training data size influences both ID accuracy and OOD generalization.

We first evaluated the ID performance of these models using random 80/20 train–test splits of the database and examined the effect of including chemical and physical descriptors of binders as additional input features. The base input features included mixture proportions (expressed as ratios relative to binder content), curing conditions, and specimen dimensions, while the additional descriptors consisted of five major oxide components (CaO, SiO_2, Al_2O_3, Fe_2O_3, and MgO) and the Blaine fineness of the binder. For blended cements containing multiple constituents, each chemical or physical descriptor of the binder was computed on a mass-weighted basis, with the oxide content or fineness of each raw material weighted by its contribution to the total binder mass. As shown in Fig. 4a, incorporating these descriptors led to slight to modest performance improvements across all models, with the magnitude varying by model. Feature importance analysis for XGB (the top-performing model) using SHapley Additive exPlanations (SHAP)[79] shows that, in addition to curing age and water-to-binder ratio, the CaO content of binders is among the most influential features (Fig. 4b). Binder fineness also exhibits a non-negligible contribution to the predictions. These findings highlight the value of incorporating chemical and physical descriptors into ML models for concrete property prediction. We note that more advanced feature engineering strategies for these descriptors[80–84] are beyond the scope of this work but may further enhance model performance.

To examine the effect of training data size, we trained the XGB model on varying fractions of the training set and evaluated its ID performance on the hold-out test set (Fig. 4c). Results show that predictive accuracy improves approximately following a power-law relationship with training data size, consistent with neural scaling laws observed in deep learning[85–87]. This underscores the critical role of large datasets in achieving high predictive performance. The inclusion of chemical and physical descriptors resulted in comparable performance or slight improvements at different training data sizes, likely due to the superior performance of the XGB model achieved with the base features.

We further assessed OOD generalization using a more challenging task, *i.e.*, predicting the compressive strength of ternary and quaternary blended cement mixtures using models trained only on plain portland cement and binary blended systems (Fig. 4c). This setting evaluates a model's ability to generalize from simpler systems to more complex, previously unseen mixture types, which is practically important, as data for more complex blends are often scarce yet these mixtures may offer superior materials use efficiency and sustainability benefits. As expected, OOD performance was substantially worse than ID performance, with RMSE values of XGB with base features exceeding 14 MPa even when the full training set was used. Nevertheless, increasing training data size and including chemical and physical descriptors both led to noticeable improvements in OOD accuracy, underscoring their importance for model generalization to unseen mixture types.

To further enhance OOD generalization, we explored the effect of incorporating varying amounts of test-domain data (ternary and quaternary mixtures) into the training set, mimicking scenarios where targeted experiments are performed and new experimental data become available for model retraining. As shown in

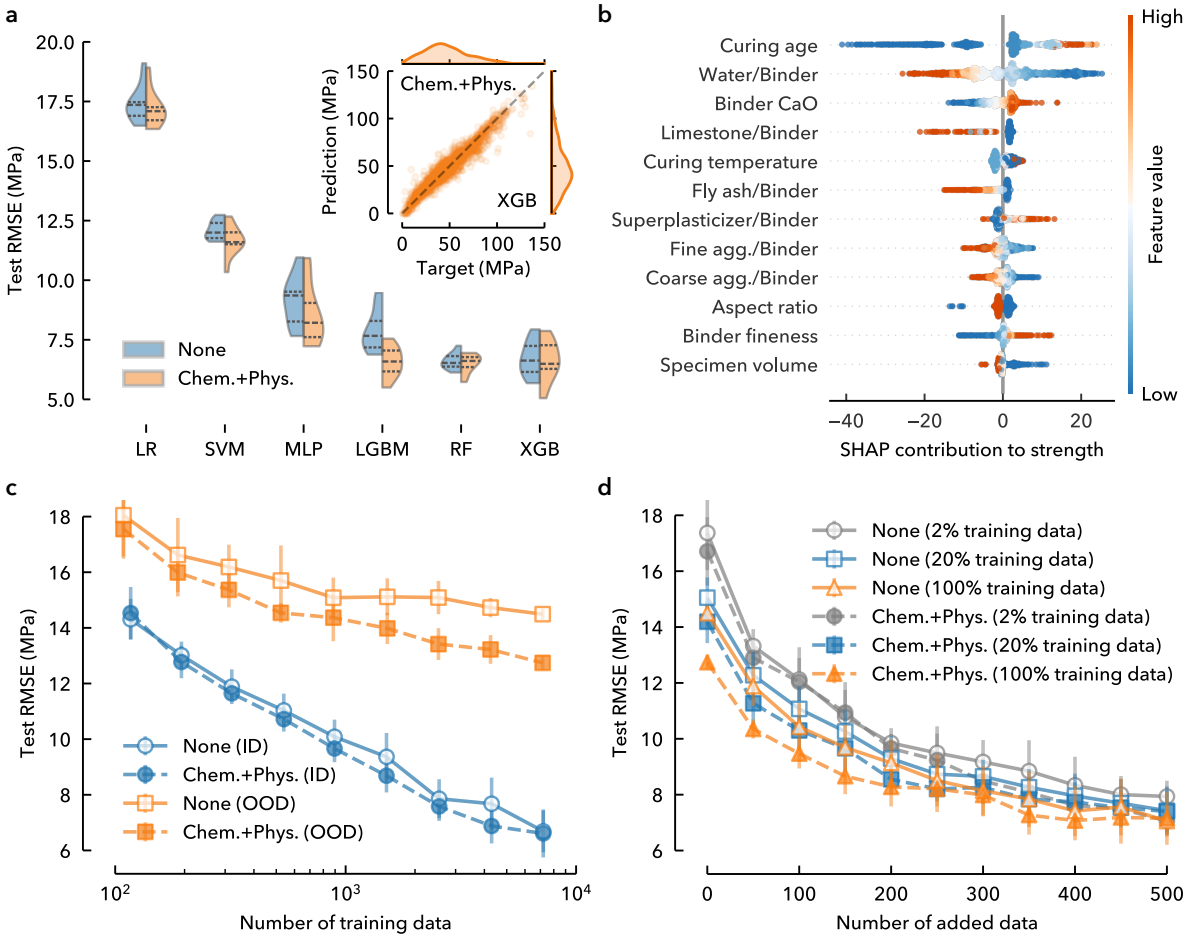

Fig. 4 Machine learning analyses of the curated database. a, Violin plot showing the in-distribution (ID) performance of models with and without additional chemical and physical descriptors included as input features. The base input features comprise mixture proportions, curing conditions, and specimen dimensions. Each violin includes individual data points from 10 runs with different random seeds, with horizontal dashed lines indicating the median and interquartile range. The inset shows a parity plot of predicted versus measured compressive strength for XGBoost (XGB) using both chemical and physical descriptors as input features, with marginal kernel density estimates shown along each axis to represent the data distribution. **b**, Summary plot of feature importance, showing the distribution of SHapley Additive exPlanations (SHAP) values for the 12 most important input features of the XGB model with additional chemical and physical descriptors. Feature importance results for the complete set of input features are provided in Supplementary Note 6. **c**, ID and out-of-distribution (OOD) performance of XGB as a function of training data size, evaluated on a fixed held-out test set. The OOD task involves predicting the compressive strength of ternary and quaternary blended cement mixtures using only data from plain portland cement and binary blended systems for training. **d**, OOD performance of XGB when varying amounts of test-domain data are added to the training set, with results shown for different fractions of the base training data. For panels **c** and **d**, results are averaged over 10 runs with different random seeds, and error bars indicate the standard deviation; results for other models are provided in Supplementary Note 6. LR, linear regression; SVM, support vector machine; MLP, multilayer perceptron; LGBM, LightGBM; RF, random forest; RMSE, root mean square error.

Fig. 4d, adding even a small number of test-domain samples led to marked improvements in OOD generalization. Notably, the inclusion of chemical and physical descriptors reduced the number of additional test samples needed to achieve a given accuracy target. For example, achieving an RMSE of 10 MPa required only about 50 additional test samples when using these descriptors, compared to more than 100 additional samples without them. This is particularly useful as it substantially reduces the experimental efforts required. We also varied the fraction of base training data used and observed that the performance gains by adding test-domain samples were generally consistent; however, the benefits of including chemical and physical descriptors were more pronounced at larger base training set sizes. Overall, these results demonstrate the critical role of large, diverse datasets and informative input features in enhancing ID and OOD performance, highlighting the value of our curated database.

Discussion

Our automated data extraction pipeline, powered by advanced LLMs, has demonstrated strong performance in extracting diverse and complex concrete materials information from scientific literature, including binder properties, mixture proportions, curing conditions, specimen dimensions, and mixture properties, with an overall F_1 score up to 0.98. Leveraging this pipeline, we have constructed a comprehensive database of 8,979 unique records for blended cement concrete compressive strength, which is by far the largest openly available dataset in this domain. This database directly addresses long-standing bottlenecks in data scarcity that have hindered data-driven concrete research. ML analyses further demonstrate the critical role of large, comprehensive datasets in advancing concrete materials informatics and enabling more robust predictive modeling.

Challenges in automated data extraction

Despite the remarkable performance of our extraction pipeline, it is important to recognize the inherent challenges of automated data extraction from the literature. Here, we categorize these challenges into two main types, namely LLM-related and information source-related.

A key LLM-related challenge lies in handling arithmetic calculations and unit conversions. For instance, during development we observed occasional errors in computing water content from water-to-binder ratios and total binder content. Similar issues arose in converting superplasticizer dosages into mass-based units when they were reported in volume per unit volume or as a percentage of binder mass. In the latter case, the LLM sometimes directly multiplied the percentage value by the binder mass without dividing by 100 (*e.g.*, interpreting '0.5% of binder mass' as '$0.5 \times$ binder mass' rather than '$0.005 \times$ binder mass'). Another example involves errors in unit conversion, such as converting specific surface area values from m^2/g to m^2/kg (*e.g.*, '0.56 m^2/g' incorrectly converted to '5.6 m^2/kg' rather than '560 m^2/kg'). These challenges have been largely mitigated through a combination of strategies: (i) careful prompt design for the processing agents, explicitly instructing LLMs to perform calculations step by step; (ii) chaining multiple specialized agents to decompose complex tasks into simpler subtasks; and (iii) systematic postprocessing of the extracted database, where extreme values can be readily detected and corrected.

Interpreting complex table structures also remains a challenge for LLMs[88,89]. While our processing agents have been designed to handle diverse and irregular table layouts, occasional errors still occur, particularly with multi-level headers and merged cells, which could misalign values with incorrect columns. These issues have been mitigated through improved prompt design in combination with systematic postprocessing checks.

Another limitation of LLMs arises from the maximum output token constraint. When tables are very large (*e.g.*, containing hundreds of records and dozens of features) or when multiple tables need to be consolidated into a single large table for downstream processing, the output may be truncated. To mitigate this, our prompt design explicitly instructs the LLM to avoid truncation and fully utilize the available token budget; in addition, for the final step of assembling all records into a machine-readable dataset for each publication (over 100 features in this work), we leverage rule-based methods. Nevertheless, we anticipate that many of these LLM-related challenges will be further alleviated as model capabilities continue to advance.

In terms of information sources, one major challenge pertains to undefined acronyms. Acronyms are widely used in concrete materials literature, particularly in tables, to denote key information such as mixture constituents. To this end, our pipeline specifically examines table captions and footnotes, as well as the main text, to identify acronym–definition pairs and thereby facilitate table processing. However, it is not uncommon for acronyms to appear without being defined anywhere in the publication. While domain knowledge of common acronym usage can sometimes guide the processing agents, this inevitably introduces ambiguity and potential errors. For example, 'FA' may be interpreted as either 'fly ash' or 'fine aggregate', adding an additional layer of complexity and uncertainty to the extraction task. When acronyms are left undefined, even human experts may struggle to interpret them correctly in some cases. It is therefore strongly recommended that acronyms be properly defined in the publication and, when used in a table, accompanied by clear explanations in the caption or footnotes.

Another challenge arises from missing data, which is prevalent in concrete materials literature. According to our survey (see Fig. 5), nearly 30% of the publications in our curated corpus do not report binder properties in tables, while 36% and 16% lack explicit reporting of curing conditions and specimen dimensions in the text,

respectively—some omitting them entirely, others providing only a reference to the adopted testing standards or earlier studies. Since such information rarely appears in alternative formats, its absence poses a major obstacle for data extraction and subsequent analyses, limiting systematic understanding of its influence on mixture performance. Moreover, references to regional or national standards may not be an ideal substitute for explicit reporting, since standards often encompass multiple specifications and are not always accessible to the broader community. While various imputation techniques can be employed to address missing data for ML modeling, they inevitably introduce additional uncertainty and potential bias. Comprehensive reporting of key materials information is essential to advance data quality and facilitate reliable data-driven research.

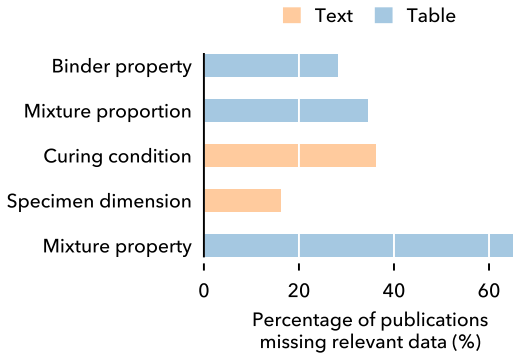

Fig. 5 Overview of missing data in text or tables across different categories of concrete materials information in the literature. Results for mixture proportion and mixture property are based on the outcome of article screening, while those for binder property, curing condition, and specimen dimension are derived from the curated database (before missing data imputation).

The multimodal representation of information presents an additional obstacle. For example, 34% of the publications do not report mixture proportions in the tables (Fig. 5) but may instead describe them in the text, often when mixture design is not the focus of the study and only a limited number of mixtures are considered. Similarly, more than 60% of the publications do not report mixture properties (herein compressive strength) in tables, which are most likely to be presented in figures. This highlights the importance of multimodal data extraction, which requires careful design of the extraction pipeline to effectively extract and integrate information from different sources and formats. We note, however, that multimodal information extraction, especially from figures, remains a challenging task[40,90–93] and is an active area of research in the field of computer science[94–98].

Lastly, challenges also arise from data reporting errors in the source publications. Such errors can take multiple forms. One common issue involves incorrect or inconsistent units. For example, a specific surface area value reported in m^2/g may, based on its magnitude, actually correspond to m^2/kg. Typographical mistakes are another source of error, such as discrepancies between table contents and the corresponding captions or references in the text. In addition, data entry errors can occur, where values reported for one material are mistakenly assigned to another, a problem that can only be detected through domain knowledge and cross-checking with related information. Such issues are problematic not only for automated extraction pipelines but also for human readers, as they introduce uncertainty and risk propagating into downstream tasks if left unchecked. While our curated database has undergone rigorous postprocessing and anomaly detection to flag such inconsistencies, these errors originate in the source literature and cannot always be fully resolved automatically. This highlights the importance of careful data reporting and thorough proofreading by authors, as well as the need for community-wide standards to ensure the accuracy and reliability of published information.

While most challenges are discussed in the context of concrete materials, many are also relevant to other materials systems and scientific domains. For a complementary perspective, we refer readers to refs.[6,99], which discuss additional challenges in materials information extraction.

Limitations and outlook

Beyond these extraction challenges, several limitations of the present study point to important opportunities for future development. The following discussion focuses on four main aspects: (i) the data modalities considered, (ii) the granularity of the evaluation, (iii) the degree of automation in pipeline optimization, and (iv) the current scope of extracted information and materials systems. Addressing these issues will be important for extending the framework toward more comprehensive and autonomous materials data extraction.

Our pipeline, focusing on text and table extraction, has successfully produced the largest laboratory database of blended cement concrete compressive strength, comprising nearly 9,000 unique records with more than 100 attributes. Nevertheless, a wealth of additional data remains embedded in figures (Fig. 5), the extraction of which, while beyond the scope of this work, is of paramount importance and remains particularly challenging[98]. The diversity of figures—spanning variations in resolution, chart types, visual styles, overlapping elements, and labeling conventions—introduces substantial complexity. Unlike tables, which retain a relatively structured format, figures often encode data implicitly through visual representations that need to be digitized, parsed, and mapped to underlying numerical values. Moreover, the integration of information across axes, legends, and annotations requires sophisticated multimodal reasoning. Recent advances of multimodal and vision-based LLMs in figure understanding across the broader scientific literature[96–98,100,101] provide encouraging directions, but further efforts tailored to materials science and concrete research are urgently needed. Another untapped source of information is the supplementary information files published alongside research publications, which often contain valuable materials data and experimental parameters. Future work could explore strategies to effectively incorporate information from supporting documents into the extraction pipeline.

The evaluation in this study is designed to assess the end-to-end extraction workflow from full-text scientific publications to structured database records, by comparing the final LLM-extracted records with human-extracted ground-truth records. Such an evaluation directly reflects the effectiveness of the pipeline for database construction. However, it does not fully isolate or quantify the contributions of individual error sources across intermediate extraction and processing steps. A more granular evaluation of these error sources would provide valuable diagnostic insight for future pipeline development.

The extraction and processing agents in our pipeline are powered by advanced LLMs, and the chained, modular architecture enables flexible adjustment of individual agents for targeted improvements or task-specific customization. In the benchmarking presented in this study, the same LLM was used consistently across all agents to enable a controlled comparison among models. In practical deployment, however, different LLMs could be assigned to different agents based on task complexity, model capability, latency, and cost to enable more efficient performance–cost optimization. Additionally, current pipeline optimization relies on manual prompt engineering and workflow design, which, while effective, require domain expertise and iterative human supervision. Moving forward, a more autonomous and dynamic pipeline can be envisioned[6,32,40,102]—one that not only orchestrates tool use but also plans, adapts, and continuously improves workflows in response to task complexity and data modality (*e.g.*, text, tables, or figures). Such a system could autonomously invoke specialized agents, reflect on intermediate outputs, and iteratively refine its decisions, enabling scalable, multimodal extraction with greater robustness and minimal human oversight.

This work focuses on compressive strength, yet other properties such as workability, setting time, and durability are also important for construction applications. Future extensions of the pipeline can capture these additional attributes to provide a more comprehensive understanding of composition–process–property relationships. Moreover, the current pipeline, developed as a proof of concept for blended cement concrete, can be readily adapted to other concrete technologies, including alkali-activated, recycled aggregate, 3D-printed, and ultra-high-performance concretes, enabling large-scale data collection and model development across diverse materials systems.

The present database encompasses five of the most common SCMs—fly ash, blast-furnace slag, silica fume, limestone powder, and calcined clay—which are of immediate industrial relevance. Future work can expand coverage to other SCMs, including natural pozzolans, biomass ashes, recycled glass, concrete recycling fines, waste brick or ceramic powders, and metallurgical (*e.g.*, steel and copper) slags, thereby broadening the compositional diversity of the database and capturing a wider range of sustainable material alternatives. While binder properties have been extracted in this work, aggregate characteristics such as mineral type, shape, size distribution, specific gravity, and absorption are not yet included, as they are less often reported in

the literature. Given their potential importance in determining mechanical and durability performance[103, 104], extending the pipeline to capture such information would further enhance the database and enable more comprehensive modeling of concrete behavior. In addition, this study focused on mixture proportions reported in mass per unit volume, which are typically used for reporting concrete mixtures; as such, the extracted data are most relevant to concrete-level formulations (see Supplementary Note 5). Mixtures reported only in absolute mass or as percentages/ratios without a reference value were not considered for simplicity, although they can be extracted and converted to a unified format with additional information or assumptions. These cases usually correspond to paste or mortar systems. Incorporating such datasets in the future would enable cross-scale modeling and prediction spanning paste, mortar, and concrete systems.

The curated database, which far surpasses existing manually curated datasets in both scale and scope, serves as a high-quality resource for materials exploration and data-driven research advancements. It represents a significant step toward establishing an open-access data infrastructure for concrete materials informatics, directly addressing the long-standing bottleneck of data scarcity. The automated extraction pipeline can be readily applied to newly published literature, allowing for continuous expansion and regular updates of the database. Beyond its primary focus on concrete, this framework contributes broadly to the fields of materials informatics and automated scientific knowledge extraction, and underscores the importance of comprehensive and rigorous data reporting in the research community.

Methods

Article retrieval and screening

We conducted a comprehensive literature search using the Web of Science Core Collection database to assemble a large corpus of publications on cementitious materials, with particular emphasis on those involving fly ash, blast-furnace slag, silica fume, limestone powder, and calcined clay. Only research articles published after 2000 were considered, since they are more likely to be available in XML or HTML formats, which are easier to parse than older publications typically available only in PDF files[18, 64, 105]. The search yielded 46,820 publications, of which 27,830 full texts in XML/HTML format were successfully retrieved using publisher-specific APIs or web scraping, in full compliance with copyright guidelines and publisher approvals.

To refine this corpus, we developed an LLM-assisted deep screening approach (see Supplementary Note 3 for details). In this procedure, articles were sequentially evaluated and retained only if they met the following criteria: (i) relevance to blended cement systems without incorporating special materials (*e.g.*, non-conventional aggregates, fibers, nanomaterials), non-standard curing conditions (*e.g.*, thermal treatments, chemical exposures), specialized concrete types (*e.g.*, reinforced, prestressed, ultra-high-performance, lightweight/heavyweight, foamed, aerated, polymer-based), or specialized applications (*e.g.*, field-scale studies, soil stabilization, heavy metal immobilization) that could significantly alter mixture performance; (ii) inclusion of essential materials data required for extraction, such as mixture proportions and performance outcomes; and (iii) compatibility with the scope of our data extraction pipeline (*e.g.*, mixture proportions reported in mass per unit volume rather than as absolute mass or percentages without a reference value, and property values reported as absolute rather than relative/normalized measures). This step reduced the corpus to 405 publications. Additional manual checks were then performed to remove false positives and ensure high quality and relevance, resulting in a final set of 278 publications for data extraction.

LLMs

We benchmarked a total of 17 representative LLMs, both open and proprietary. The proprietary models included OpenAI's GPT-5[106] and GPT-4o[66], Anthropic's Claude Sonnet 4.5[65] and Haiku 4.5[107], Google's Gemini 2.5 Pro and Gemini 2.5 Flash[108], xAI's Grok 4[109] and Grok 4 Fast[110], and Alibaba's Qwen3 Max[111]. The open models included OpenAI's gpt-oss-120b[112], Google's Gemma 3 27B[113], Meta's Llama 4 Maverick[114] and Llama 3.3 70B[115], DeepSeek AI's DeepSeek R1[116] and DeepSeek V3.1[117], Alibaba's Qwen3 235B A22B[118], and Mistral AI's Mistral Medium 3.1[119]. Model suffixes denote the number of parameters (in billions) where applicable. These models span both flagship and speed-optimized variants across major developers and differ in model architecture, parameter scale, training strategies, and training data breadth, enabling a comprehensive assessment of extraction performance and efficiency.

All models were evaluated with the temperature set to 0 to ensure deterministic outputs[6]. For models offering configurable reasoning settings, the reasoning effort was set to the minimal level permitted; Grok 4 does not expose such controls and was evaluated using its default reasoning behavior. All other hyperparameters were kept at their default settings. GPT-5 and GPT-4o were accessed *via* the OpenAI API, and all other models were accessed through the OpenRouter API. Detailed model descriptions and access methods are provided in Supplementary Note 4.

Evaluations

We randomly selected 58 publications from the screened corpus and manually extracted the relevant data to serve as ground truth. The performance of the proposed pipeline was assessed using precision, recall, and the F_1 score, as given by[6]:

$$\text{Precision} = \frac{\text{TP}}{\text{TP} + \text{FP}} \tag{1}$$

$$\text{Recall} = \frac{\text{TP}}{\text{TP} + \text{FN}} \tag{2}$$

$$F_1 = 2 \cdot \frac{\text{Precision} \cdot \text{Recall}}{\text{Precision} + \text{Recall}} \tag{3}$$

where true positive (TP) is the number of entities extracted by the pipeline that correctly match those in the ground truth (*i.e.*, as extracted by human experts); false positive (FP) is the number of extracted entities that are not matched with any ground-truth entities or correspond to hallucinated values (*i.e.*, entities that do not exist in the ground truth); and false negative (FN) is the number of ground-truth entities that the pipeline fails to extract or extracts incorrectly. Accordingly, precision measures the proportion of correctly extracted entities among all extracted entities, while recall measures the proportion of correctly extracted entities among all entities in the ground truth. The F_1 score gives the harmonic mean of precision and recall. The Levenshtein edit distance was used to map each extracted record with the ground truth for entity-level comparison. An extracted entity is considered a correct match with the ground truth if it falls within a 5% margin of error for numerical values, or is an exact case-insensitive match for text entities.

Postprocessing of the extracted database

After automated data extraction using the pipeline, a total of 10,313 records of blended cementitious materials were obtained. Each record contained information on binder properties (oxide composition, including CaO, SiO_2, Al_2O_3, Fe_2O_3, MgO, K_2O, Na_2O, SO_3, MnO, TiO_2, P_2O_5, Cl; loss on ignition; specific gravity; and Blaine fineness, each extracted for the individual raw cementitious materials), mixture proportions (cement, blast-furnace slag, fly ash, silica fume, limestone powder, calcined clay, other SCMs, water, superplasticizer, coarse aggregate, and fine aggregate), curing conditions (age, temperature, and humidity), specimen dimensions (volume and aspect ratio), and mixture properties (compressive strength).

To ensure data quality and consistency prior to further analyses, the database underwent several postprocessing steps: (i) checking extreme values for each feature, verifying the total mass of mixture constituents and water-to-binder ratios, and conducting random manual checks with corrections as needed; (ii) removing records containing SCMs other than the five targeted SCMs (*i.e.*, fly ash, blast-furnace slag, silica fume, limestone powder, and calcined clay; analysis of other SCMs will be considered in future work), mixtures with missing strength values (often omitted due to technical issues during testing), duplicate records (typically reported in multiple articles by the same groups of authors), and mixtures with abnormal total mass (likely due to reporting errors); and (iii) imputing missing values using domain knowledge (*e.g.*, assuming specimen dimensions commonly used for paste, mortar, or concrete) or statistical methods (*e.g.*, median imputation for aggregate contents and curing conditions).

After postprocessing, 8,979 records were retained for subsequent database analyses and ML modeling. The majority of removed records were due to the presence of non-targeted SCMs (∼1,000 records) and duplicate entries (∼260 records).

ML models

We considered several representative ML models, including tree-based models (XGB[74], random forest[75], and LightGBM[76]), multilayer perceptron[77], and support vector machine[78]. A linear regression model was included as a baseline. All models were implemented in Python and executed on CPUs.

For the curated database, we conducted 10 independent runs with different random seeds and 80/20 train–test splits to evaluate ID performance. Records sharing identical input feature values but differing output values (*e.g.*, due to repeated measurements used to capture experimental uncertainty) were grouped, and each group was assigned exclusively to either the training or the test set to prevent data leakage. All input features in the training set were standardized to have zero mean and unit variance, with the same transformation applied to the test set. Hyperparameters were optimized using five-fold cross-validation on the training set for each run. The hyperparameter search space was adapted from ref.[120] and is detailed in Supplementary Note 6. The best combination of hyperparameters was then used to retrain the model on the full training set, and performance was assessed on the held-out test set. Model performance is reported as the mean and standard deviation of the RMSE across the 10 runs. Feature importance was evaluated using SHAP[79]. To examine the effect of training data size, we randomly sampled subsets of the training data for each run and conducted hyperparameter tuning and model training as described above, while keeping the test set unchanged.

For OOD generalization, we designed a task in which all ternary and quaternary blended cement mixtures (with two and three SCMs, respectively) were excluded from training and used exclusively for testing, while models were trained only on plain portland cement and binary blended cement mixtures (with zero and one SCMs, respectively). This setup evaluates the model's ability to generalize from simpler systems to more complex, previously unseen mixture types, a critical capability for practical concrete materials design. Data standardization, hyperparameter tuning, and model training followed the same procedures described above, and results are reported as the mean and standard deviation of the RMSE across 10 independent runs with different random seeds. To mimic scenarios where limited new experimental data are acquired and become available for model retraining, randomly selected subsets of the test-domain samples were added to the training set, and the same samples were removed from the test set. Additionally, the size of the base training set was varied by randomly sampling different fractions of the original training data.

Acknowledgements. This work was supported by the Department of Civil and Environmental Engineering at Rice University, the Rice Academy Postdoctoral Fellowship, and the Gulf Research Program's Early-Career Research Fellowship. Access to OpenAI's models was primarily supported by the OpenAI Researcher Access Program. Z.L. thanks Weichao Ying, Diandian Zhao, and Haokai Zhao for early explorations and discussions in natural language processing. Any opinions, findings, conclusions, or recommendations expressed in this work are those of the authors and do not necessarily reflect the views of the supporting organizations.

Author contributions. Z.L., K.Y., and K.G. conceived this work. Z.L. and K.Y. developed the automated data extraction pipeline. Z.L. and Q.H. screened the articles, manually extracted the data for validation, and cleaned the LLM-extracted database. Z.L. performed the analyses, prepared the visualizations, and drafted the manuscript. K.G. supervised the research and acquired funding. All authors discussed the results and contributed to the revision of the manuscript.

Competing interests. All authors are inventors on a pending U.S. provisional patent application (No. 64/041,318), filed by Rice University on April 16, 2026, which covers the automated data extraction pipeline described in this work. The authors declare no other competing interests.

Data availability. The database extracted and curated in this study, as well as the human-annotated ground-truth dataset, will be made publicly available upon publication.

References

1. Agrawal, A. & Choudhary, A. Perspective: Materials informatics and big data: Realization of the "fourth paradigm" of science in materials science. *APL Mater.* **4** (2016).
2. Morgan, D. & Jacobs, R. Opportunities and Challenges for Machine Learning in Materials Science. *Annu. Rev. Mater. Res.* **50**, 71–103 (2020).

3. Batra, R., Song, L. & Ramprasad, R. Emerging materials intelligence ecosystems propelled by machine learning. *Nat. Rev. Mater.* **6**, 655–678 (2021).
4. Ramprasad, R., Batra, R., Pilania, G., Mannodi-Kanakkithodi, A. & Kim, C. Machine learning in materials informatics: Recent applications and prospects. *npj Comput. Mater.* **3** (2017).
5. Olivetti, E. A. *et al.* Data-driven materials research enabled by natural language processing and information extraction. *Appl. Phys. Rev.* **7** (2020).
6. Schilling-Wilhelmi, M. *et al.* From Text to Insight: Large Language Models for Materials Science Data Extraction. *Chem. Soc. Rev.* **54**, 1125–1150 (2025).
7. Curtarolo, S. *et al.* AFLOW: An automatic framework for high-throughput materials discovery. *Comput. Mater. Sci.* **58**, 218–226 (2012).
8. Saal, J. E., Kirklin, S., Aykol, M., Meredig, B. & Wolverton, C. Materials design and discovery with high-throughput density functional theory: The open quantum materials database (OQMD). *Jom* **65**, 1501–1509 (2013).
9. Jain, A. *et al.* Commentary: The Materials Project: A materials genome approach to accelerating materials innovation. *APL Mater.* **1** (2013).
10. Draxl, C. & Scheffler, M. The NOMAD laboratory: From data sharing to artificial intelligence. *JPhys Mater.* **2** (2019).
11. Choudhary, K. *et al.* The joint automated repository for various integrated simulations (JARVIS) for data-driven materials design. *npj Comput. Mater.* **6** (2020).
12. Talirz, L. *et al.* Materials Cloud, a platform for open computational science. *Sci. Data* **7**, 1–12 (2020).
13. Dagdelen, J. *et al.* Structured information extraction from scientific text with large language models. *Nat. Commun.* **15** (2024).
14. Kononova, O. *et al.* Opportunities and challenges of text mining in materials research. *iScience* **24**, 102155 (2021).
15. Swain, M. C. & Cole, J. M. ChemDataExtractor: A Toolkit for Automated Extraction of Chemical Information from the Scientific Literature. *J. Chem. Inf. Model.* **56**, 1894–1904 (2016).
16. Shetty, P. *et al.* A general-purpose material property data extraction pipeline from large polymer corpora using natural language processing. *npj Comput. Mater.* **9**, 1–12 (2023).
17. Jensen, Z. *et al.* A Machine Learning Approach to Zeolite Synthesis Enabled by Automatic Literature Data Extraction. *ACS Cent. Sci.* (2019).
18. Kononova, O. *et al.* Text-mined dataset of inorganic materials synthesis recipes. *Sci. Data* **6**, 1–11 (2019).
19. Kim, E. *et al.* Machine-learned and codified synthesis parameters of oxide materials. *Sci. data* **4**, 170127 (2017).
20. Wang, W. *et al.* Automated pipeline for superalloy data by text mining. *npj Comput. Mater.* **8**, 1–12 (2022).
21. Huang, S. & Cole, J. M. BatteryDataExtractor: battery-aware text-mining software embedded with BERT models. *Chem. Sci.* **13** (2022).
22. Wilary, D. M. & Cole, J. M. ReactionDataExtractor: A Tool for Automated Extraction of Information from Chemical Reaction Schemes. *J. Chem. Inf. Model.* **61**, 4962–4974 (2021).
23. Mavračić, J., Court, C. J., Isazawa, T., Elliott, S. R. & Cole, J. M. ChemDataExtractor 2.0: Autopopulated Ontologies for Materials Science. *J. Chem. Inf. Model.* **61**, 4280–4289 (2021).
24. Gupta, T., Zaki, M., Krishnan, N. M. & Mausam. MatSciBERT: A materials domain language model for text mining and information extraction. *npj Comput. Mater.* **8**, 1–11 (2022).
25. Polak, M. P. & Morgan, D. Extracting accurate materials data from research papers with conversational language models and prompt engineering. *Nat. Commun.* **15**, 1–11 (2024).
26. Jiang, X. *et al.* Applications of natural language processing and large language models in materials discovery. *npj Comput. Mater.* **11**, 1–15 (2025).
27. Miret, S. & Krishnan, N. M. Enabling large language models for real-world materials discovery. *Nat. Mach. Intell.* **7**, 991–998 (2025).
28. Polak, M. P. *et al.* Flexible, model-agnostic method for materials data extraction from text using general purpose language models. *Digit. Discov.* **3**, 1221–1235 (2024).
29. Lee, S. *et al.* Data-driven analysis of text-mined seed-mediated syntheses of gold nanoparticles. *Digit. Discov.* (2024).

30. Lee, S., Heinen, S., Khan, D. & Anatole von Lilienfeld, O. Autonomous data extraction from peer reviewed literature for training machine learning models of oxidation potentials. *Mach. Learn. Sci. Technol.* **5**, 1–11 (2024).
31. Zhang, Y. *et al.* GPTArticleExtractor: An automated workflow for magnetic material database construction. *J. Magn. Magn. Mater.* **597**, 172001 (2024).
32. Ansari, M. & Moosavi, S. M. Agent-based Learning of Materials Datasets from Scientific Literature. *Digit. Discov.* 2607–2617 (2024).
33. Gupta, S., Mahmood, A., Shetty, P., Adeboye, A. & Ramprasad, R. Data extraction from polymer literature using large language models. *Commun. Mater.* **5**, 1–11 (2024).
34. Yang, Z., Yorke, S. K., Knowles, T. P. & Buehler, M. J. Learning the rules of peptide self-assembly through data mining with large language models. *Sci. Adv.* **11**, 1–11 (2025).
35. Rihm, S. D. *et al.* Extraction of chemical synthesis information using the World Avatar. *Digit. Discov.* (2025).
36. Shi, Y. *et al.* Comparison of LLMs in extracting synthesis conditions and generating Q&A datasets for metal-organic frameworks. *Digit. Discov.* (2025).
37. Wei, C. *et al.* Large Language Models Assisted Materials Development: Case of Predictive Analytics for Oxygen Evolution Reaction Catalysts of (Oxy)hydroxides. *ACS Sustain. Chem. Eng.* (2025).
38. Zheng, Z., Zhang, O., Borgs, C., Chayes, J. T. & Yaghi, O. M. ChatGPT Chemistry Assistant for Text Mining and the Prediction of MOF Synthesis. *J. Am. Chem. Soc.* **145**, 18048–18062 (2023).
39. Sipilä, M., Mehryary, F., Pyysalo, S., Ginter, F. & Todorović, M. Question Answering models for information extraction from perovskite materials science literature. *Commun. Mater.* **6** (2025).
40. Odobesku, R. *et al.* Agent-based multimodal information extraction for nanomaterials. *npj Comput. Mater.* **11**, 1–11 (2025).
41. Kang, Y. *et al.* Harnessing Large Language Models to Collect and Analyze Metal-Organic Framework Property Data Set. *J. Am. Chem. Soc.* **147**, 3943–3958 (2025).
42. Itani, S., Zhang, Y. & Zang, J. Large Language Model-Driven Database for Thermoelectric Materials. *Comput. Mater. Sci.* **253**, 113855 (2024).
43. Circi, D., Khalighinejad, G., Chen, A., Dhingra, B. & Brinson, L. C. How Well Do Large Language Models Understand Tables in Materials Science? *Integrating Mater. Manuf. Innov.* **13**, 669–687 (2024).
44. Mahjoubi, S. *et al.* Data-driven material screening of secondary and natural cementitious precursors. *Commun. Mater.* **6**, 99 (2025).
45. Monteiro, P. J., Miller, S. A. & Horvath, A. Towards sustainable concrete. *Nat. Mater.* **16**, 698–699 (2017).
46. International Energy Agency. Technology Roadmap - Low-Carbon Transition in the Cement Industry. Tech. Rep. (2018).
47. DeRousseau, M. A., Kasprzyk, J. R. & Srubar, W. V. Computational design optimization of concrete mixtures: A review. *Cem. Concr. Res.* **109**, 42–53 (2018).
48. Buffenbarger, J. K., Casilio, J. M., AzariJafari, H. & Szoke, S. S. Role of Mixture Overdesign in the Sustainability of Concrete: Current State and Future Perspective. *ACI Mater. J.* **120**, 89–100 (2023).
49. Pfeiffer, O. P. *et al.* Bayesian design of concrete with amortized Gaussian processes and multi-objective optimization. *Cem. Concr. Res.* **177**, 107406 (2024).
50. Li, Z. *et al.* Machine learning in concrete science: applications, challenges, and best practices. *npj Comput. Mater.* **8**, 1–17 (2022).
51. Li, Z. & Radlinska, A. Artificial intelligence in concrete materials: A scientometric view. In Naser, M. Z. (ed.) *Leveraging Artificial Intelligence in Engineering, Management, and Safety of Infrastructure*, 161–183 (CRC Press, 2022).
52. Ben Chaabene, W., Flah, M. & Nehdi, M. L. Machine learning prediction of mechanical properties of concrete: Critical review. *Constr. Build. Mater.* **260**, 119889 (2020).
53. Nunez, I., Marani, A., Flah, M. & Nehdi, M. L. Estimating compressive strength of modern concrete mixtures using computational intelligence : A systematic review. *Constr. Build. Mater.* **310**, 125279 (2021).
54. Yeh, I. C. Modeling of strength of high-performance concrete using artificial neural networks. *Cem. Concr. Res.* **28**, 1797–1808 (1998).
55. Yeh, I.-C. Concrete Compressive Strength [Dataset] (2007). URL https://doi.org/10.24432/C5PK67.

56. Young, B. A., Hall, A., Pilon, L., Gupta, P. & Sant, G. Can the compressive strength of concrete be estimated from knowledge of the mixture proportions?: New insights from statistical analysis and machine learning methods. *Cem. Concr. Res.* **115**, 379–388 (2019).
57. DeRousseau, M. A., Laftchiev, E., Kasprzyk, J. R., Rajagopalan, B. & Srubar, W. V. A comparison of machine learning methods for predicting the compressive strength of field-placed concrete. *Constr. Build. Mater.* **228**, 116661 (2019).
58. Zhang, X., Akber, M. Z. & Zheng, W. Prediction of seven-day compressive strength of field concrete. *Constr. Build. Mater.* **305**, 124604 (2021).
59. Snellings, R., Mertens, G. & Elsen, J. Supplementary cementitious materials. *Rev. Mineral. Geochem.* **74**, 211–278 (2012).
60. Juenger, M. C., Snellings, R. & Bernal, S. A. Supplementary cementitious materials: New sources, characterization, and performance insights. *Cem. Concr. Res.* **122**, 257–273 (2019).
61. Snellings, R., Suraneni, P. & Skibsted, J. Future and emerging supplementary cementitious materials. *Cem. Concr. Res.* **171** (2023).
62. ACI Committee 211. 211.1-91 Standard Practice for Selecting Proportions for Normal, Heavyweight, and Mass Concrete (Reapproved 2009) (2002).
63. Hong, Z., Ward, L., Chard, K., Blaiszik, B. & Foster, I. Challenges and Advances in Information Extraction from Scientific Literature: a Review. *Jom* **73**, 3383–3400 (2021).
64. Zhu, M. & Cole, J. M. PDFDataExtractor: A Tool for Reading Scientific Text and Interpreting Metadata from the Typeset Literature in the Portable Document Format. *J. Chem. Inf. Model.* **62**, 1633–1643 (2022).
65. Anthropic. System Card: Claude Sonnet 4.5. Tech. Rep. September (2025).
66. OpenAI. GPT-4o System Card. Tech. Rep. (2024).
67. Jiang, Y. *et al.* Prediction of time-dependent concrete mechanical properties based on advanced deep learning models considering complex variables. *Case Stud. Constr. Mater.* **21**, e03629 (2024).
68. Imran, M., Khushnood, R. A. & Fawad, M. A hybrid data-driven and metaheuristic optimization approach for the compressive strength prediction of high-performance concrete. *Case Stud. Constr. Mater.* **18**, e01890 (2023).
69. Liu, X., Mei, S., Wang, X. & Li, X. Estimation of compressive strength of concrete with manufactured sand and natural sand using interpretable artificial intelligence. *Case Stud. Constr. Mater.* **21**, e03840 (2024).
70. Mohammadi Golafshani, E., Arashpour, M. & Behnood, A. Predicting the compressive strength of green concretes using Harris hawks optimization-based data-driven methods. *Constr. Build. Mater.* **318**, 125944 (2022).
71. Golafshani, E. M., Behnood, A. & Arashpour, M. Predicting the compressive strength of normal and High-Performance Concretes using ANN and ANFIS hybridized with Grey Wolf Optimizer. *Constr. Build. Mater.* **232**, 117266 (2020).
72. McInnes, L., Healy, J. & Melville, J. UMAP: Uniform Manifold Approximation and Projection for Dimension Reduction. *Preprint at http://arxiv.org/abs/1802.03426* (2020).
73. Li, Z. *et al.* Can domain knowledge benefit machine learning for concrete property prediction? *J. Am. Ceram. Soc.* **107**, 1582–1602 (2024).
74. Chen, T. & Guestrin, C. XGBoost: A scalable tree boosting system. In *Proceedings of the ACM SIGKDD International Conference on Knowledge Discovery and Data Mining*, 785–794 (2016).
75. Breiman, L. Random forests. *Mach. Learn.* **45**, 5–32 (2001).
76. Ke, G. *et al.* LightGBM: A highly efficient gradient boosting decision tree. In *Advances in Neural Information Processing Systems*, 3147–3155 (2017).
77. Rumelhart, D. E., Hinton, G. E. & Williams, R. J. Learning representations by back-propagating errors. *Nature* **323**, 533–536 (1986).
78. Cortes, C. & Vapnik, V. Support-vector networks. *Mach. Learn.* **20**, 273–297 (1995).
79. Lundberg, S. M. & Lee, S.-I. A unified approach to interpreting model predictions. In *Proceedings of the 31st International Conference on Neural Information Processing Systems*, 4768–4777 (2017).
80. Xie, T. & Visintin, P. A unified approach for mix design of concrete containing supplementary cementitious materials based on reactivity moduli. *J. Clean. Prod.* **203**, 68–82 (2018).
81. Gong, K. & White, C. E. Development of physics-based compositional parameters for predicting the

reactivity of amorphous aluminosilicates in alkaline environments. *Cem. Concr. Res.* **174**, 107296 (2023).
82. Gong, K. & Olivetti, E. A. Development of structural descriptors to predict dissolution rate of volcanic glasses: Molecular dynamic simulations. *J. Am. Ceram. Soc.* **105**, 2575–2594 (2022).
83. Pedone, A. & Menziani, M. C. Computational modeling of silicate glasses: A quantitative structure-property relationship perspective. In Massobrio, C., Du, J., Bernasconi, M. & Salmon, P. (eds.) *Molecular Dynamics Simulations of Disordered Materials*, vol. 215, 113–135 (Springer, 2015).
84. Oey, T. *et al.* Topological controls on aluminosilicate glass dissolution: Complexities induced in hyperalkaline aqueous environments. *J. Am. Ceram. Soc.* **103**, 6198–6207 (2020).
85. Kaplan, J. *et al.* Scaling Laws for Neural Language Models. *Preprint at http://arxiv.org/abs/2001.08361* (2020).
86. Hestness, J. *et al.* Deep Learning Scaling is Predictable, Empirically. *Preprint at http://arxiv.org/abs/1712.00409* 1–19 (2017).
87. Merchant, A. *et al.* Scaling deep learning for materials discovery. *Nature* **624**, 80–85 (2023).
88. Zhao, B. *et al.* Large Language Models are Complex Table Parsers. *EMNLP 2023 - 2023 Conf. Empir. Methods Nat. Lang. Process. Proc.* 14786–14802 (2023).
89. Wu, X., Ritter, A. & Xu, W. Tabular Data Understanding with LLMs: A Survey of Recent Advances and Challenges. *Preprint at http://arxiv.org/abs/2508.00217* (2025).
90. Zheng, Z. *et al.* Image and data mining in reticular chemistry powered by GPT-4V. *Digit. Discov.* **3**, 491–501 (2024).
91. Leong, S. X., Pablo-García, S., Wong, B. & Aspuru-Guzik, A. MERMaid: Universal multimodal mining of chemical reactions from PDFs using vision-language models. *Matter* (2025).
92. Polak, M. P. & Morgan, D. Leveraging Vision Capabilities of Multimodal LLMs for Automated Data Extraction from Plots. *Preprint at http://arxiv.org/abs/2503.12326* (2025).
93. Alampara, N. *et al.* Probing the limitations of multimodal language models for chemistry and materials research. *Nat. Comput. Sci.* 1–35 (2025).
94. Liu, F. *et al.* DEPLOT: One-shot visual language reasoning by plot-to-table translation. *Proc. Annu. Meet. Assoc. for Comput. Linguist.* 10381–10399 (2023).
95. Masry, A., Kavehzadeh, P., Do, X. L., Hoque, E. & Joty, S. UniChart: A Universal Vision-language Pretrained Model for Chart Comprehension and Reasoning. *EMNLP 2023 - 2023 Conf. Empir. Methods Nat. Lang. Process. Proc.* 14662–14684 (2023).
96. Meng, F. *et al.* ChartAssistant: A Universal Chart Multimodal Language Model via Chart-to-Table Pre-training and Multitask Instruction Tuning. *Proc. Annu. Meet. Assoc. for Comput. Linguist.* 7775–7803 (2024).
97. Xia, R. *et al.* ChartX & ChartVLM: A Versatile Benchmark and Foundation Model for Complicated Chart Reasoning. *Preprint at http://arxiv.org/abs/2402.12185* 1–23 (2024).
98. Huang, K. H. *et al.* From Pixels to Insights: A Survey on Automatic Chart Understanding in the Era of Large Foundation Models. *IEEE Trans. Knowl. Data Eng.* **37**, 2550–2568 (2025).
99. Hira, K., Zaki, M., Sheth, D., Mausam, N. & Krishnan, N. M. Reconstructing the materials tetrahedron: challenges in materials information extraction. *Digit. Discov.* **3**, 1021–1037 (2024).
100. Liu, F. *et al.* MMC: Advancing Multimodal Chart Understanding with Large-scale Instruction Tuning. *Proc. 2024 Conf. North Am. Chapter Assoc. for Comput. Linguist. Hum. Lang. Technol. NAACL 2024* **1**, 1287–1310 (2024).
101. Lu, P. *et al.* Mathvista: Evaluating Mathematical Reasoning of Foundation Models in Visual Contexts. *12th Int. Conf. Learn. Represent. ICLR 2024* 1–116 (2024).
102. Yao, S. *et al.* React: Synergizing Reasoning and Acting in Language Models (2023).
103. Hansen, B. S., Carey, A. S. & Howard, I. L. Effects of Aggregate Shape and Mineralogy on Relationships between Concrete Mechanical Properties. *ACI Mater. J.* **118**, 115–124 (2021).
104. Bentz, D. P. *et al.* Influence of Aggregate Characteristics on Concrete Performance. Tech. Rep. NIST TN 1963 (2017). URL https://nvlpubs.nist.gov/nistpubs/TechnicalNotes/NIST.TN.1963.pdf.
105. Cruse, K. *et al.* Text-mined dataset of gold nanoparticle synthesis procedures, morphologies, and size entities. *Sci. Data* **9**, 1–12 (2022).
106. OpenAI. GPT-5 System Card. Tech. Rep. (2025).
107. Anthropic. System Card: Claude Haiku 4.5. Tech. Rep. October (2025).
108. Gemini Team. Gemini 2.5: Pushing the Frontier with Advanced Reasoning, Multimodality, Long

Context, and Next Generation Agentic Capabilities. Tech. Rep. (2025).
109. xAI. Grok 4 Model Card. Tech. Rep. (2025).
110. xAI. Grok 4 Fast Model Card. Tech. Rep. (2025).
111. Qwen Team. Qwen3-Max: Just Scale it (2025). URL https://qwen.ai/blog?id=qwen3-max.
112. OpenAI. gpt-oss-120b & gpt-oss-20b Model Card. Tech. Rep. (2025).
113. Gemma Team & Google DeepMind. Gemma 3 Technical Report. Tech. Rep. (2025).
114. Meta. The Llama 4 herd: The beginning of a new era of natively multimodal AI innovation (2025). URL https://ai.meta.com/blog/llama-4-multimodal-intelligence/.
115. Grattafiori, A. *et al.* The Llama 3 Herd of Models. Tech. Rep. (2024). URL http://arxiv.org/abs/2407.21783.
116. DeepSeek-AI. DeepSeek-R1: Incentivizing Reasoning Capability in LLMs via Reinforcement Learning. Tech. Rep. (2025). URL https://github.com/deepseek-ai/DeepSeek-R1/blob/main/DeepSeek_R1.pdf.
117. DeepSeek-AI. DeepSeek-V3 Technical Report. Tech. Rep. (2024). URL https://github.com/deepseek-ai/DeepSeek-V3/blob/main/DeepSeek_V3.pdf.
118. Qwen Team. Qwen3: Think Deeper, Act Faster (2025). URL https://qwenlm.github.io/blog/qwen3/.
119. Mistral AI. Medium is the new large (2025). URL https://mistral.ai/news/mistral-medium-3.
120. Hollmann, N. *et al.* Accurate predictions on small data with a tabular foundation model. *Nature* **637**, 319–326 (2025).