Received: Added at production | Revised: Added at production | Accepted: Added at production

DOI: xxx/xxxx

RESEARCH ARTICLE

Incorporating estimands into meta-analyses of clinical trials

Antonio Remiro-Azócar[1,2] | Pepa Polavieja[3] | Emmanuelle Boutmy[4] | Alessandro Ghiretti[5] | Lise Lotte Nystrup Husemoen[6] | Khadija Rerhou Rantell[7] | Tatsiana Vaitsiakhovich[8] | David M. Phillippo[9] | Jay J. H. Park[10,11] | Helle Lynggaard[12] | Robert Bauer[13] | Antonia Morga[14]

[1]External Collaboration and Experimentation, Novo Nordisk Pharma, Madrid, Spain
[2]Department of Statistical Science, University College London, London, United Kingdom
[3]Launch Evidence Generation and Orchestration, Novo Nordisk Pharma, Madrid, Spain
[4]Global Epidemiology, Merck Healthcare, KGaA, Darmstadt, Germany
[5]Data and Statistical Sciences Centre for RWE and EG, Daiichi Sankyo Italia, Rome, Italy
[6]Real-World Evidence, Novo Nordisk A/S, Søborg, Denmark
[7]Medicines and Healthcare products Regulatory Agency, London, United Kingdom
[8]General Medicines GSA, Sanofi-Aventis Deutschland GmbH, Berlin, Germany
[9]Bristol Medical School (Population Health Sciences), University of Bristol, Bristol, United Kingdom
[10]Core Clinical Sciences Inc., Vancouver, Canada
[11]Department of Health Research Methodology, Evidence, and Impact, McMaster University, Hamilton, Canada
[12]Biostatistics Methods, Novo Nordisk A/S, Søborg, Denmark
[13]Launch Evidence Generation and Orchestration, Novo Nordisk A/S, Søborg, Denmark
[14]Global Medical Affairs, Astellas Pharma Europe Ltd, Addlestone, United Kingdom

Correspondence
Antonio Remiro-Azócar, External Collaboration and Experimentation, Novo Nordisk Pharma, Madrid, Spain. Email: aazw@novonordisk.com. Tel: (+34) 91 334 9800

arXiv:2510.15762v3 [stat.AP] 31 May 2026

The estimand framework is increasingly established to pose research questions in confirmatory clinical trials. In evidence synthesis, the uptake of estimands has been modest, and the PICO (Population, Intervention, Comparator, Outcome) framework is more often applied. While PICOs and estimands have overlapping elements, the estimand framework explicitly considers different strategies for intercurrent events. We propose a pragmatic framework for the use of estimands in meta-analyses of clinical trials, highlighting the value of estimands to systematically identify and mitigate key sources of quantitative heterogeneity, and to enhance the applicability or external validity of pooled estimates. Focus is placed on the role of strategies for intercurrent events, within the specific context of meta-analyses for health technology assessment. We apply the estimand framework to a network meta-analysis of clinical trials, comparing the efficacy of semaglutide versus dulaglutide in type 2 diabetes. We explore the impact of a treatment policy strategy for treatment discontinuation or initiation of rescue medication versus a hypothetical strategy for the corresponding intercurrent events. The specification of different target estimands at the meta-analytical level allows us to be explicit about the source of heterogeneity, the intercurrent event strategy, driving any potential differences in results. We advocate for the integration of estimands into the planning of meta-analyses, while acknowledging that potential challenges exist in the absence of subject-level data. Estimands can complement PICOs to strengthen communication between stakeholders about what evidence syntheses seek to demonstrate, and to ensure that the generated evidence is maximally relevant to healthcare decision-makers.

KEYWORDS:
estimands, meta-analysis, network meta-analysis, indirect treatment comparison, health technology assessment, scientific reasoning

Highlights

What is already known?

- Estimands are increasingly used to formulate research questions in confirmatory clinical trials and throughout the life-cycle of pharmaceutical research.
- In evidence synthesis, the PICO (Population, Intervention, Comparator, Outcome) framework is typically used to pose clinical research questions, and the uptake of estimands has been modest.
- While PICOs and estimands have overlapping attributes, the estimand framework additionally places emphasis on the relevance of the population-level summary measure and different intercurrent event strategies.

What is new?

- We propose a pragmatic framework for the application of estimands to meta-analyses of clinical trials, within the specific context of health technology assessment.
- We apply the estimand framework to a network meta-analysis comparing the efficacy of semaglutide versus dulaglutide in type 2 diabetes, exploring the impact of different intercurrent event strategies.
- We highlight the value of estimands to systematically address quantitative heterogeneity between trials, and to maximize the applicability of pooled estimates relative to healthcare decision-making contexts.

Potential impact for RSM readers outside the authors' field

- We highlight the relevance of different intercurrent event strategies to the conduct of meta-analyses.
- We advocate for the integration of estimands, as a complement to PICOs, into the planning of meta-analyses.
- Estimands can ensure that evidence syntheses are maximally relevant to healthcare decision-makers, while strengthening communication between stakeholders about what evidence syntheses seek to demonstrate.

1 | INTRODUCTION

There has been a shift from broad to more specific research questions in the design and analysis of confirmatory clinical trials, stimulated by the recent introduction of the estimand framework.[1] Estimands have been gradually adopted by regulatory agencies worldwide,[2] are now fundamental in the protocols and statistical analysis plans of Phase 3 clinical trials, and have been incorporated into guidelines such as CONSORT and SPIRIT,[3,4] which suggests that the reporting of estimands will become standard practice in clinical trial scientific publications. Estimands now encompass almost the entire life cycle of pharmaceutical research, with applications from early clinical development[5,6,7] through to observational and post-authorization safety studies.[8,9,10]

A similar transition from broad to more narrow research questions has taken place in evidence synthesis for healthcare decision-making. In health technology assessment (HTA), evidence synthesis methods are used to inform policy and reimbursement decisions, made for specific clinical settings with well-defined target populations.[11,12] Given this narrow perspective of research questions, evidence synthesis faces two important challenges: (1) quantitative heterogeneity between studies; that is, variation in treatment effects due to trials addressing different research questions, with potential misalignments in patient populations, treatment implementations and outcomes;[11] and (2) the, often ambiguous, applicability or external validity of pooled treatment effect estimates with respect to the decision-making context.[13,14,15,16]

The term "external validity" often refers to the extent to which inferences, drawn from a specific analysis, apply to a target population.[17,18] In this article, we take a more general view of external validity or "applicability" – defining these terms as the extent to which inferences apply to the decision-making context (in the HTA case, routine clinical practice in the corresponding jurisdiction). Namely, we do not exclusively relate the terms to the *population* element of research questions,[19] but also to other dimensions corresponding to attributes of estimands. In particular, we focus on intercurrent events and intercurrent event strategies, at the heart of the estimand framework.

To produce results that are most relevant for HTA decision-making, every effort should be made to: (1) mitigate quantitative heterogeneity between the studies in the evidence base;[11] and (2) optimize the external validity of pooled estimates with respect

to the decision-making context.[20] The estimand framework holds promise to address these challenges. Firstly, it aligns with a "narrow" perspective of research questions, aiming to reduce the heterogeneity stemming from ambiguous questions. Secondly, it is a language that is used in clinical trial design and reporting, and will become increasingly prevalent in publications informing future evidence synthesis work.

In this article, we discuss the application of the estimand framework to evidence synthesis, focusing on the specific context of HTA. The following base-case scenario is considered. A pairwise or network meta-analysis, combining the results of several randomized controlled trials (RCTs), is required for HTA. Each RCT has target estimands of its own and has been designed to establish the relative efficacy, safety and benefit-risk of a novel treatment, thereby supporting regulatory approval. While head-to-head comparisons versus placebo may suffice for regulatory approval, HTA bodies must perform comparisons versus all treatment options in clinical practice. Network meta-analyses of direct and indirect treatment comparisons are typically used for this purpose, as highlighted by methodological guidelines for joint clinical assessments under the new European Union (EU) HTA Regulation.[21]

To exemplify the use of the estimand framework in evidence synthesis, we apply estimands to a network meta-analysis comparing the efficacy of semaglutide versus dulaglutide in patients with type 2 diabetes (T2D).[22] This practical example shows how estimands can be used as a complement to the PICO (Population, Intervention, Comparator, Outcome) framework, to systematically identify, explain and address key sources of quantitative heterogeneity, and to enhance external validity, thereby ensuring that the synthesized evidence is maximally relevant to healthcare decision-making. While our example features a network meta-analysis, leveraging both direct and indirect evidence, the principles are also applicable to pairwise meta-analyses.

This article results from the work of the Estimands Implementation Working Group (EIWG) sub-team in HTA and Real-World Evidence (RWE). The EIWG was established by the European Federation of Pharmaceutical Industries and Associations (EFPIA) and the European Federation of Statisticians in the Pharmaceutical Industry (EFSPI), upon recognizing practical challenges for the implementation of estimands in clinical trials and throughout the life cycle of medicinal products. As part of the HTA and RWE sub-team, we have focused on the implementation of estimands across late-phase activities. Nevertheless, our findings are also applicable to the regulatory pre-market authorization setting. For instance, the 2025-27 three-year work-plan of the European Medicines Agency Methodology Working Party lists "guidance on how to align estimand attributes across different trials in the context of a meta-analysis" as a key priority,[23] and (network) meta-analyses of historical trials are often used to determine the non-inferiority margin of confirmatory active controlled trials.[24,25]

2 | WHAT IS AN ESTIMAND?

The design and analysis of confirmatory clinical trials is guided by principles from the International Council for Harmonization (ICH) of technical requirements for pharmaceuticals on human use. An addendum to the ICH guideline on statistical principles for clinical trials, ICH E9 (R1), published in 2019, proposes the estimand framework as a systematic approach to specify clinical research questions.[26] An estimand is a precise definition of the treatment effect that is targeted by a clinical trial, which should align the trial's planning, design, conduct and analysis with the scientific question posed by investigators.[26]

According to the final version of ICH E9 (R1), an estimand is defined by five attributes: (1) population, (2) treatment, (3) variable (or endpoint), (4) population-level summary measure (the addendum uses the term "population-level summary"), and (5) strategies for intercurrent events. An intercurrent event is a post-baseline event that affects either the interpretation or existence of endpoint measurements. Examples of intercurrent events are treatment discontinuation, initiation of rescue medication, and terminal events like death. The estimand framework is explicit in outlining five potential strategies for handling intercurrent events:

- **Treatment policy**: includes any effect resulting from the occurrence of the intercurrent event in the definition of the treatment effect;
- **Hypothetical**: envisages a hypothetical scenario in which the intercurrent event would not occur;
- **Composite variable**: incorporates the occurrence of the intercurrent event into the endpoint definition;
- **While-on-treatment**: considers the treatment effect only prior to the occurrence of the intercurrent event;
- **Principal stratum**: restricts the population to a subpopulation in which the intercurrent event would not occur.

In this article, we focus on the treatment policy and hypothetical strategies, but see Kahan et al,[1] Keene et al,[27] and Clark et al[28] for more information about different strategies for handling intercurrent events.

ICH E9 (R1) was largely motivated by a perceived lack of clarity in the handling of intercurrent events. In the pre-estimands era, analytical approaches denoted as "intention-to-treat" (ITT) or "per-protocol" handled intercurrent events ambiguously.[27,28] For instance, the ITT principle clearly aligns with a treatment policy strategy and should include all randomized patients under their randomized treatment allocation. ICH E9 (R1) states:[26]

> "ICH E9 introduced the ITT principle in connection with the effect of a treatment policy in a randomised controlled trial, whereby subjects are followed, assessed and analysed irrespective of their compliance to the planned course of treatment (...) Multiple consequences arising from the ITT principle can be distinguished. Firstly, that the trial analysis should include all subjects relevant for the research question. Secondly, that subjects should be included in the analysis as randomised. Taken directly from the definition of the ITT principle (see ICH E9 Glossary), a third consequence is that subjects should be followed-up and assessed regardless of adherence to the planned course of treatment and that those assessments should be used in the analysis."

However, many analyses reported as ITT "ignored" intercurrent events by stopping to follow up participants after the occurrence of the events. As such, outcome data for subjects experiencing the intercurrent events would be excluded from the estimation, thereby diverging from the ITT principle. Moreover, treatment effects may have inadvertently been estimated in hypothetical settings where intercurrent events do not take place, e.g., truncating intercurrent events in mixed models for repeated measures or censoring at the intercurrent event in time-to-event settings.[28,29,30]

ICH E9 (R1) highlights the potential relevance of alternative intercurrent event strategies beyond treatment policy, with Morga et al recently illustrating the relevance of these strategies to HTA decision-making.[31] Consider certain cancer trials, where due to perceived ethical reasons, patients randomized to the control group can switch onto the experimental treatment, as rescue medication following disease progression.[32,33] HTA concerns the evaluation of "real-world" clinical effectiveness. However, patients under the current standard of care in clinical practice cannot initiate the experimental intervention, because it is not available in the healthcare system.

As argued by Latimer et al[33] and others,[31,34] a treatment policy strategy that includes any effect resulting from treatment switching as part of the treatment effect definition leads to a treatment pathway that is not relevant for the HTA decision problem. Key to the selection of any estimand is its relevance to stakeholders, and different intercurrent event strategies are likely to serve different stakeholders.[35,36] Similarly, the relevance of an estimand critically depends on the context. Ideally, estimand choice should not be driven by habitual choices of analytical methods and their convenience but by the clinical research question.

A hypothetical strategy for treatment switching, considering the setting where rescue medication is unavailable, would offer greater external validity relative to the HTA decision-making context.[34] Nevertheless, its estimation rests on unverifiable assumptions – when imputing outcomes for the control patients that have switched treatment – which may undermine the internal validity offered by randomization. The Institute for Quality and Efficiency in Health Care in Germany, has prioritized internal over external validity, and is opposed to diverging beyond treatment policy (and composite variable strategies for terminal events like death, where post-intercurrent event outcomes do not conceptually exist).[31] While these strategies are generally considered easier to estimate, note that their estimation may still require strong assumptions in the presence of missing outcomes.[37]

Other HTA agencies, such as the National Institute for Health and Care Excellence (NICE) in England and Wales, acknowledge that departures from treatment policy might be useful.[31] This is a view which we share, particularly since HTA demands for external validity, and also since payers assess clinical effectiveness at the level of their jurisdiction. Treatment pathways will differ between countries or regions. A treatment policy strategy where patients switch to a treatment that is unavailable in the local context is arguably of little relevance to HTA decision-makers in such context.

3 | ESTIMANDS FOR EVIDENCE SYNTHESIS

3.1 | Estimands as complements to PICOs

We focus on the specific context of evidence synthesis for HTA, where the uptake of estimands has been modest, and where the strategy for intercurrent events is often a secondary consideration.[12] For instance, the Cochrane Risk of Bias 2 (RoB 2)

tool,[38] recommended by HTA guidance to assess RCT risk-of-bias in evidence syntheses,[39] does not reflect estimands and is misaligned with the intercurrent event strategies presented by ICH E9 (R1).[40]

In evidence synthesis and HTA, the PICO (Population, Intervention, Comparator, Outcome) framework is typically used to formulate research questions. PICOs and estimands are closely connected, with the former preceding ICH E9 (R1) by several decades.[41] The population is included in both frameworks; the intervention and comparator elements of PICO correspond to the treatment attribute of estimands; and the outcome element of PICO is similar to the variable (or endpoint) attribute of estimands, but often broader.[a] While strategies for handling intercurrent events are at the heart of ICH E9 (R1), these – and the population-level summary measure – are not considered by PICO. All else being equal, PICOs formulate broader research questions than estimands, as estimands contain two additional attributes.

In this manuscript, we do not consider the use of PICO to formulate research questions at the individual trial level, but to postulate research questions across the synthesis of multiple trials. PICOs are typically used to guide the data extraction process for systematic literature reviews and meta-analyses,[43] and are recommended by the PRISMA statement and its network meta-analysis extension.[44,45] In HTA, the PICO framework is well-established to determine the scope of assessments.[46] Notably, the EU Joint Clinical Assessment (JCA) scope is based on sets of PICO questions posed by member states.[47]

Within the aforementioned context, the relative imprecision of the PICO framework is useful, and potentially desirable, for pragmatic or feasibility reasons. Estimands are selected by sponsors (in agreement with regulators) that can align their trial's design, data collection and analysis with the desired research question. Conversely, PICOs are generally policy-driven, not necessarily driven by the available data,[48] and – in an evidence synthesis context – determined after some or most trials have been conducted. As such, "meta-analysts" often rely on the analysis of secondary data, typically with limited input on primary data collection and without full access to subject-level data.[49]

Moreover, presume that HTA agencies were to ask very narrow research questions, by requesting specific population-level summary measures and intercurrent event strategies as part of the scope. This would produce a sparser evidence base, of fewer trials, potentially resulting in disconnected networks that threaten the feasibility of network meta-analyses. In the EU JCA context, broader research questions can facilitate the consolidation of scopes, particularly given that a wide variability in policy questions across member states is anticipated.[47]

Consider the JCA guidance issued by the EU Member State Coordination Group on HTA, "Guidance on the scoping process",[48] and "Guidance on outcomes for joint clinical assessments".[42] We shall refer to these documents as the "scoping guidance" and the "outcomes guidance", respectively. The scoping guidance states that the population for the assessment scope PICO "should be as specific as possible and avoid ambiguity".[48] The population is based on the claimed therapeutic indication; typically, the indication in the health technology developer's submission to the European Medicines Agency.[48] As such, the population attribute of the estimand submitted to regulators is expected to overlap with that of the PICO in the HTA scope.

While the population attributes are similarly narrow across frameworks, this is not generally the case for the intervention, comparator and outcome. According to the EU JCA scoping guidance, "variations of the intervention, such as dose or timing of administration, (...) do not require a separate PICO".[48] Similarly, the treatments comprising a comparator can be drug classes, and "should not contain information on dosage or regimen".[48] According to the outcomes guidance, the timing of outcomes does not need to be specified as part of the PICO scope, and outcomes can be measured in different ways without necessarily specifying the way in which they are measured.[42] Conversely, estimands should define precisely the dosage, regimen and mode of administration of treatments, the time at which endpoints are measured, and may include the use of specific measure instruments indicating how the endpoint is assessed at the subject level.

The breadth of research questions in HTA scoping is not limited to the EU, but also apparent in other jurisdictions. Consider the NICE assessment of cabozantinib for previously treated advanced differentiated thyroid cancer, unsuitable for or refractory to radioactive iodine, for which final technology appraisal guidance (TA928) was published in November 2023.[50] The evidence from cabozantinib in the HTA submission was largely based on the results of the pivotal Phase 3 RCT COSMIC-311, also used to obtain marketing authorization worldwide.[51] For illustrative purposes, we display below the PICO elements (Table 1) in the final scope of the NICE technology appraisal of cabozantinib,[52] and the primary estimands (Table 2) of the COSMIC-311 trial.[53]

[a]Notably, the new EU HTA Regulation Joint Clinical Assessment (JCA) "Guidance on outcomes for joint clinical assessments" states that "outcomes are distinct from the way in which they are measured, and an outcome can be measured in several ways", and that the "measure of an outcome" (i.e., how the outcome is assessed at the subject-level, including use of a specific outcome measure instrument), corresponds to the variable or endpoint estimand attribute in ICH E9 (R1).[42] For instance, "if the outcome is pain, the measure of the outcome could be, for example, the change in the level of pain on a patient-reported numeric rating scale (from 0-10) at 6 months after initiation of the treatment."[42]

Population	Adults with locally advanced or metastatic differentiated thyroid carcinoma, whose disease is refractory to, or who are unsuitable for radioactive iodine, and whose disease has progressed during or after prior systemic therapy
Intervention	Cabozantinib
Comparator	Best supportive care
Outcomes	Overall survival Progression-free survival Response rate Adverse effects of treatment Health-related quality of life

TABLE 1 PICO elements extracted from the final scope of the NICE technology appraisal of cabozantinib for previously treated differentiated thyroid cancer unsuitable for or refractory to radioactive iodine.[52]

Estimand	Objective response rate	Progression-free survival
Population	Patients with radioiodine-refractory differentiated thyroid cancer who have progressed after prior VEGFR-targeted therapy	
Treatments	Oral cabozantinib (60 mg once daily) Matching placebo	
Variable (endpoint)	Radiographic response per RECIST 1.1	Duration of radiographic progression-free survival
Population-level summary measure	Difference in proportions of subjects with a best overall response of confirmed complete response or confirmed partial response per RECIST 1.1 between treatment conditions	Difference in survival functions between treatment conditions
Intercurrent event strategies	**Treatment policy** for receipt of local radiation to bone, surgical resection of non-target tumor lesions, loss to radiographic follow-up, or receipt of local non-protocol anti-cancer medications other than for disease under study **While on treatment** for surgical resection of target tumor lesions, receipt of systemic non-protocol anti-cancer medications, local non-protocol anti-cancer medications for disease under study, or local radiation to soft tissue for disease under study	**Treatment policy** for clinical deterioration, receipt of local radiation to bone, surgical resection of non-target tumor lesions, or receipt of local non-protocol anti-cancer medications other than for disease under study **Hypothetical** for surgical resection of target tumor lesions, receipt of systemic non-protocol anti-cancer medications, local non-protocol anti-cancer medications for disease under study, or local radiation to soft tissue for disease under study

TABLE 2 Primary estimands of the COSMIC-311 trial.[53]

The population attributes are almost identical across frameworks and are narrowly defined, corresponding to the claimed therapeutic indication. Conversely, while the treatment attribute of the estimand specifies dosage, regimen and mode of administration, the intervention and comparator PICO attributes do not. Similarly, the estimand variables (endpoints) are more specific than the PICO outcomes, which are arguably more "patient-relevant",[42] featuring overall survival, adverse effects of treatment, and health-related quality of life. In all cases, the estimand attributes are encompassed by their corresponding PICO elements. While the estimand framework explicitly addresses strategies for intercurrent events and defines a population-level summary measure, the PICO framework does not. The tables should demonstrate the greater precision employed by the estimand framework in specifying the clinical research question.

With this article, we do not intend to incriminate the use of PICOs, or to suggest indiscriminately replacing PICOs with estimands. We acknowledge that the breadth of PICOs is attractive for scoping, to describe the "totality" of evidence in qualitative evidence syntheses and health technology assessments. As illustrated in Figure 1, we regard PICOs as sets of different estimands, with a given PICO potentially containing several estimand definitions.[12] Our aim in the next sections is to promote

the coexistence of estimands with PICOs and the use of estimands "as a complement to the PICO framework", as proposed by the EU JCA outcomes guidance.[42] Our proposal departs from the original idea by Remiro-Azócar of completely replacing the PICO framework with a "PICOSI" specifying the additional "Summary measure" and "Intercurrent event strategies" estimand attributes,[54] now recommended by Canada's Drug Agency in all evidence submitted for reimbursement decision-making.[55]

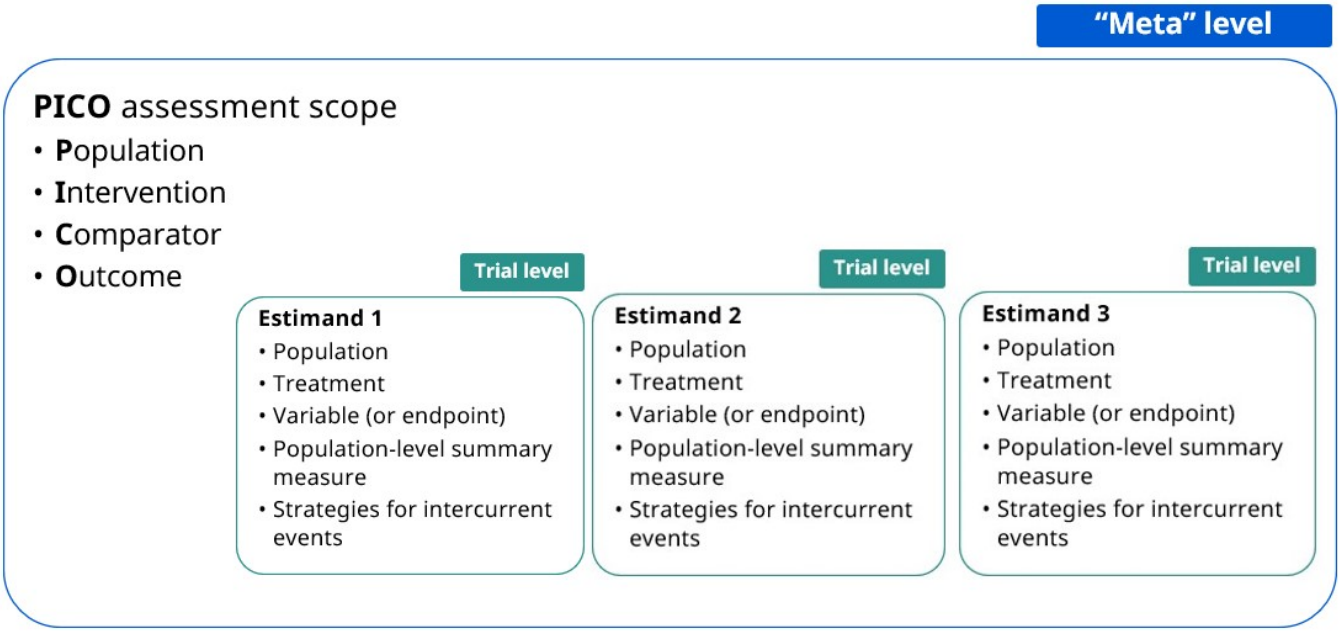

FIGURE 1 PICOs can be viewed as sets of different estimands, with each PICO encompassing multiple estimand definitions.[12] The "meta" level refers to the meta-analytical level, across the trials in the evidence base defined by the assessment scope PICO.

3.2 | Estimands for (network) meta-analysis

The focus of our proposed framework is on pairwise and network meta-analyses, typically used to pool treatment effects across multiple RCTs. It is assumed that the RCTs have been primarily designed to support regulatory approval, each RCT with target estimands of its own. Meta-analyses of direct and indirect treatment comparisons are then required for HTA purposes, as highlighted by JCA methodological guidelines for the new EU HTA Regulation.[21]

There has been limited discussion in the evidence synthesis literature to date about potential implications of the estimand framework for (network) meta-analysis. In our view, the practice of pairwise and network meta-analysis faces two important challenges in healthcare decision-making: (1) quantitative heterogeneity between trials; that is, variation in treatment effects due to trials addressing different research questions;[11] and (2) the often ambiguous external validity or applicability of pooled treatment effect estimates with respect to specific clinical research questions.[13,14] We suspect both challenges to be more problematic in the synthesis of trials conducted by different sponsors than in the pooling of trials within the same Phase 3 development program.

The estimand framework holds promise to address these two challenges, by: (1) identifying, explaining and potentially reducing quantitative heterogeneity between the trials in the evidence base; and (2) optimizing the relevance of pooled estimates with respect to the decision-making context. While it suffices to think of estimands at the individual trial level for the first challenge, the second challenge requires viewing estimands at two different hierarchical levels: (1) the trial level; and (2) the meta-analytical ("meta") level.[54]

3.2.1 | Aligning estimands at the trial level

The ICH E9 (R1) addendum, while lacking explicit guidelines for estimands in meta-analysis, already warns against a "naïve comparison between data sources, or integration of data from multiple trials without consideration of the estimand that is addressed in each".[26] Individual trials are not necessarily planned with similar estimands, nor in anticipation of a meta-analysis. Almost invariably, there will be some misalignment between estimand components across trials; in patient populations, treatment implementations, endpoint definitions, reported population-level summary measures, intercurrent events, or strategies for intercurrent events.

Critically, discrepancies between estimand attributes may arise even where the high-level estimand descriptions appear to be the same. Patient populations that are seemingly identical, based on estimands' population attribute, can differ due to discrepancies in trial selection criteria. Versions of administered treatment can differ in dosing regimen, delivery mechanism, or concomitant background medications, which may also change over time. Endpoints assessed at similar time points may have been measured using different instruments. Even the seemingly consistent definition of an intercurrent event strategy like treatment policy for treatment switching can give way to heterogeneous treatment regimens across studies, since standard of care and rescue medication are likely to change over time and over trials.

There is a need to align estimand attributes across trials, but this can be challenging, particularly under limited access to subject-level data. A manufacturer submitting evidence to HTA bodies typically has access to subject-level data from at least one "index" RCT, comparing the efficacy of its novel active treatment versus a control, but only aggregate-level summary data from "competitor" RCTs. In this scenario, the manufacturer is able to align estimands with respect to the competitor trials, but, awkwardly, not with respect to its own RCT(s).[56] In any case, what estimands do provide is a framework for transparent and harmonized reporting at the trial level, and for more standardized treatment effect definitions within therapy areas. As illustrated by our case study in Section 4, this is useful to explicitly identify potential misalignments in the evidence base, and to explain key sources of quantitative heterogeneity between trials, using a language that is well-established in trial design and reporting.

3.2.2 | Defining estimands at the meta-analytical level

If estimands impact the interpretation of individual clinical trials, one can conclude that they will impact the interpretation of syntheses of such trials. Behind every trial-level analysis or estimator, there is an estimand being targeted. This is no different for meta-analyses. The pooling of estimates targeting different estimands results in meta-analyses that target neither of the estimands, producing an ambiguous average with dubious applicability.[57] This raises the question of whether one can define an overarching estimand at the "meta" level if there is substantial cross-trial heterogeneity between estimands.

We propose defining an "ideal" meta-analytical estimand, which can be used to restrict the evidence base and perform more targeted (network) meta-analyses, enhancing applicability relative to a specific clinical research question. One can formulate a PICO for the assessment scope, then narrow the evidence base using a target meta-analytical estimand, which more precisely defines the relevant question for healthcare decision-makers. In current practice, such target estimand is sometimes implicitly defined. For instance, where HTA agencies oppose intercurrent event strategies that diverge beyond treatment policy,[31] they are implicitly imposing a treatment policy meta-analytical estimand.[57]

Admittedly, selecting an estimand based on the available data counters the ICH E9 (R1) "estimand thinking process", where the estimand is selected first, and data collection is performed to align with the estimand.[58,59] This is a by-product of the evidence synthesis context, where meta-analyses are often performed based on secondary data of previously conducted studies. A notable exception is the planned "integrated analysis" of pivotal RCTs, typically pre-specified prior to data collection, for which the cross-trial alignment of estimands and the definition of a target meta-analytical estimand might be less challenging.[60]

4 | CASE STUDY: SEMAGLUTIDE VERSUS DULAGLUTIDE FOR T2D

To illustrate the use of the proposed framework in Section 3, we apply it to a network meta-analysis comparing the efficacy of semaglutide versus dulaglutide in patients with Type 2 diabetes (T2D), based on prior work by Lingvay et al, who performed an exhaustive network meta-analysis, including meta-regression and several scenario analyses.[22] This network meta-analysis was selected because T2D is the therapeutic area including some of the first RCTs with information on estimands in trial publications, protocols and statistical analysis plans.

4.1 | Background and evidence base

Long-acting glucagon-like peptide-1 receptor agonists (GLP-1 RAs) such as semaglutide and dulaglutide are established treatment options for patients with T2D. Current treatment guidelines recommend the use of GLP-1 RAs as an effective treatment option for patients with T2D not adequately controlled on metformin alone.[61] Semaglutide and dulaglutide, both available for once-weekly administration via subcutaneous injection, can provide improved glycemic control for T2D patients.[62] Semaglutide and dulaglutide were initially approved for lower-dose maintenance use: 0.5 mg and 1.0 mg for semaglutide, and 0.75 mg and 1.5 mg for dulaglutide. A head-to-head comparison of both treatments, at these doses, was performed in the open-label, multinational, Phase 3b RCT, SUSTAIN 7 (ClinicalTrials.gov registration number NCT02648204), with semaglutide demonstrating superior glycemic control than dulaglutide at week 40 and a similar safety profile.[63]

The results of SUSTAIN 7 and other trials suggest that higher GLP-1 RA doses can provide increased efficacy, with treatment intensification often required for the maintenance of glycemic control.[64] Consequently, higher maintenance doses have been investigated, with semaglutide 2.0 mg approved by regulators based on the results of the double-blind, multinational, Phase 3b RCT, SUSTAIN FORTE (NCT03989232);[65] and dulaglutide 3.0 mg and 4.5 mg approved by regulators based on the results of the double-blind, multinational, Phase 3 RCT, AWARD-11 (NCT03495102).[66] The absence of head-to-head data between the higher doses of semaglutide and dulaglutide motivated Lingvay et al to perform an indirect treatment comparison between semaglutide 2.0 mg, dulaglutide 3.0 mg and dulaglutide 4.5 mg, based on the results of SUSTAIN 7, SUSTAIN FORTE and AWARD-11.[22] Understanding how the higher-dose GLP-1 RAs compare is of interest to clinicians and payers.

Table 3 displays the PICO determining the scope of the research question. In this particular case, and contrary to Section 3.1, dosing regimens are included for the intervention and comparators because decision-makers are specifically interested in the impact of dosing regimen on clinical outcomes. Two additional comparators, semaglutide 1.0 mg and dulaglutide 1.5 mg, have been included to connect or "anchor" the evidence network, as recommended by evidence synthesis methodological guidance.[21] For convenience, we have defined semaglutide 2.0 mg as the intervention, but dulaglutide 3.0 mg or 4.5 mg could have also been defined as the intervention with semaglutide 2.0 mg as a comparator.

Figure 2 displays the evidence network. SUSTAIN FORTE compares semaglutide 2.0 mg versus semaglutide 1.0 mg; AWARD-11 compares dulaglutide 4.5 mg and 3.0 mg versus dulaglutide 1.5 mg; and SUSTAIN 7 compares semaglutide 1.0 mg versus dulaglutide 1.5mg. The evidence network is connected by including SUSTAIN 7, which anchors the comparisons between the higher-dose GLP-1 RAs via the lower-dose semaglutide 1.0 mg and dulaglutide 1.5 mg.

Population	Subjects with Type 2 diabetes on a background treatment of metformin
Intervention	Semaglutide 2.0 mg QW
Comparators	Dulaglutide 4.5 mg QW Dulaglutide 3.0 mg QW *Dulaglutide 1.5 mg QW* *Semaglutide 1.0 mg QW*
Outcomes	Change from baseline in HbA1c Change from baseline in body weight

TABLE 3 PICO defining the scope and broad clinical research question for the case study. The comparators in italics have been included to connect the network of evidence. HbA1c: Hemoglobin A1C (glycated hemoglobin); QW: once a week.

4.2 | Estimands at the trial level

We now adopt the estimand framework to systematically identify misalignments between the treatment effects targeted by different RCTs, and attempt to mitigate any quantitative heterogeneity that may threaten the exchangeability of treatment effects across trials and the feasibility of a network meta-analysis. While this exercise may appear reminiscent of general effect modification assessment in risk-of-bias tools for evidence synthesis,[67] it enhances these approaches by accounting for estimand attributes, in particular for intercurrent event strategies.

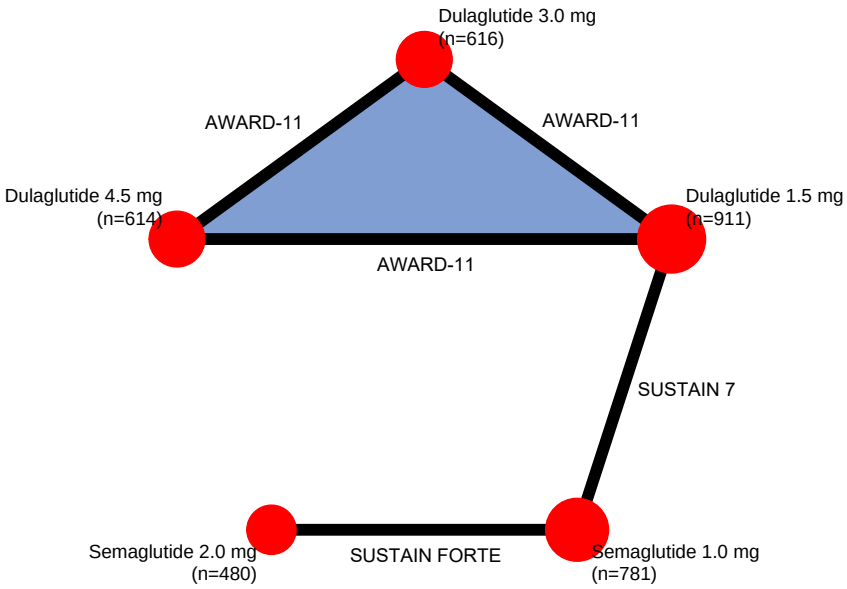

FIGURE 2 Connected evidence network for the treatments in the PICO scope for the case study. The nodes represent different treatments, the edges connecting the nodes indicate the presence of a direct head-to-head comparison in an RCT, and the shaded region highlights a closed loop due to a trial contributing more than two treatment arms (AWARD-11). The sample size *n* corresponds to the number of subjects randomized to treatment.

Table 5 displays the trial-level estimands for the RCTs in the evidence base, derived from their publications, protocols and statistical analysis plans.[63,65,66,68,69,70,71,72,73] On an attribute-by-attribute basis:

- **Population:** The RCT populations are similar. All trial populations include T2D patients on a background treatment of (i.e., inadequately controlled with) metformin $\geq$ 1500 mg/d (or a maximal tolerated dose) $\geq$ 90 days or 3 months, with or without sulphonylurea treatment (not explicitly specified for AWARD-11 and SUSTAIN 7). Nevertheless, there are some minor differences in selection criteria, not apparent from the estimands' population attributes. Namely, the baseline HbA1c inclusion criteria are 7.0-10.5%, 8.0-10.0% and 7.5%-11.0% for SUSTAIN 7, SUSTAIN FORTE and AWARD-11, respectively; AWARD-11 explicitly requires a baseline body mass index $\geq$ 25 kg/m^2; and SUSTAIN FORTE and AWARD-11 explicitly require T2D duration of at least 6 months. In any case, Lingvay et al (and ClinicalTrials.gov) report generally similar summary statistics for the baseline characteristics of enrolled patients in all RCTs.[22]

- **Treatment**: The dosing regimen and mode of administration of the common comparators, semaglutide 1.0 mg and dulaglutide 1.5 mg, are identical – subcutaneous QW – across the trials in which they are investigated. All treatments in all trials are taken alongside a background of metformin (as specified for the population attribute).

- **Variable (endpoint)**: Change from baseline in HbA1c in percentage points is a primary endpoint for all trials, and change from baseline in body weight in kilograms is a key or confirmatory secondary endpoint for all trials. However, the endpoints are measured at week 40 for the SUSTAIN RCTs, and at week 36 for AWARD-11. This divergence is likely more problematic for body weight than for HbA1c, which is measured over a 12-week time frame.

- **Population-level summary measure**: For all trials, a mean difference between treatment conditions is reported.

- **Intercurrent event strategies**: Overall, two intercurrent events are identified across all trials: premature treatment discontinuation and initiation of anti-diabetic rescue medication. For each of the key primary and secondary trial objectives, all RCTs report estimates of two different estimands, one where both intercurrent events were handled by the treatment policy strategy and another where both were handled by a hypothetical strategy. The similarities and differences between these strategies might not be immediately apparent to readers of the clinical trial journal articles,[63,65,66] particularly to those unfamiliar with strategies for intercurrent events, as different terminology has been adopted across trials. We describe the intricacies of the intercurrent event strategies below.

4.2.1 | Intercurrent event strategies

Any similarities and differences between intercurrent event strategies must be made explicit to avoid mixing "apples and oranges" in network meta-analyses. The statistical analysis plan of SUSTAIN 7 features a "de-jure" and a "de-facto" estimand;[69] that of SUSTAIN FORTE includes a "hypothetical" (denoted "trial product" in the corresponding publication)[65] and a "treatment policy" estimand;[71] and that of AWARD-11 describes an "efficacy" and a "treatment regimen" estimand.[73] The de-jure, hypothetical and efficacy estimands were the primary estimands, except in the USA, where the Food and Drug Administration (FDA) had a preference for the de-facto, treatment policy and treatment regimen estimands.

The differences in estimand names across trials are due to changes in terminology over time:"de-jure" and "de-facto" estimands refer to "efficacy" (effect if treatments are taken as directed in the protocol) and "effectiveness" (effect of treatment as actually taken), respectively, but now these terms are somewhat outdated. From the full estimand descriptions in the trial statistical analysis plans,[69,71,73] we find that all RCTs contain: (1) a primary estimand, which characterizes the treatment effect if patients do not discontinue treatment prematurely or initiate anti-diabetic rescue medication, i.e., a hypothetical strategy is adopted for these intercurrent events; and (2) a supplementary estimand, requested by the FDA, characterizing the treatment effect regardless of premature treatment discontinuation or initiation of anti-diabetic rescue medication, i.e., a treatment policy strategy is adopted.

While the criteria for initiation of anti-diabetic rescue medication may have differed across trials, the rescue medication itself was similar. In the SUSTAIN RCTs, it was selected in accordance with the American Diabetes Association and the European Association for the Study of Diabetes guidelines,[74] but excluding other GLP-1 RAs, dipeptidyl peptidase-4 (DPP-4) inhibitors and amylin analogues.[68,70] In AWARD-11, the rescue therapy was determined by the investigator, but GLP-1 RAs and DPP-4 inhibitors were also excluded.[72]

It is worth noting that the intercurrent event strategies, while very similar, are not exactly identical across trials. The estimands of SUSTAIN FORTE adopt a treatment policy strategy for change in treatment dose. Conversely, SUSTAIN 7 and AWARD-11 do not explicitly consider change in treatment dose as an intercurrent event. While these two approaches may appear consistent, SUSTAIN FORTE listing change in treatment dose as an intercurrent event, addressed via treatment policy, means that every effort has been made to collect all outcome data after the occurrence of the intercurrent event.[37] Because such intercurrent event was not defined for SUSTAIN-7 and AWARD-11, it is not possible to know how many subjects changed the treatment dose in these trials. The frequency of intercurrent events can change over settings and over time, and an overview of the intercurrent event distribution in the trials would be necessary to understand the impact of ignoring change in treatment dose.[75]

As illustrated in Table 4, different estimation methods are required for different intercurrent event strategies. Selected estimators of the hypothetical strategy set post-intercurrent event outcomes as missing, then impute them to recreate what the outcomes would have been had the intercurrent event not occurred. The imputation is either implicit (mixed model for repeated measures in SUSTAIN 7 and AWARD-11) or explicit (multiple imputation followed by analysis of covariance in SUSTAIN FORTE), relying on a strong "missing-at-random" (MAR) assumption, where missing outcomes depend only upon observed and modeled covariates as well as previous outcomes, within randomized treatment group.

Conversely, estimators of the treatment policy strategy use all observed outcomes, and require collecting outcome data following the occurrence of intercurrent events. The estimation approach for the treatment policy strategy in all RCTs is retrieved dropout, which distinguishes between outcomes occurring before and after the intercurrent event, making use of observed post-intercurrent event data to impute missing post-intercurrent event outcomes.[37] This allows for a more flexible "extended MAR" assumption, as described by Bell et al,[37] which assumes MAR within group defined by randomized treatment and treatment status (intercurrent event occurrence and timing).[37] All RCTs implemented retrieved dropout by multiple imputation, conditional on whether outcomes occur pre- or post-intercurrent event, followed by analysis of covariance.

Trial	Estimand name	Strategy for initiation of rescue medication and treatment discontinuation	Statistical model	Imputation approach and assumption
AWARD-11[66,72,73]	Efficacy	Hypothetical	MMRM	MMRM: MAR within randomized treatment group
	Treatment regimen	Treatment policy	Retrieved dropout (ANCOVA)	MI: (extended) MAR within group defined by randomized treatment and treatment status at week 36
SUSTAIN 7[63,68,69]	De-jure	Hypothetical	MMRM	MMRM: MAR within randomized treatment group
	De-facto	Treatment policy	Retrieved dropout (ANCOVA)	MI: (extended) MAR within group defined by randomized treatment and treatment status at week 40
SUSTAIN FORTE[65,70,71]	Hypothetical (trial product)	Hypothetical	ANCOVA	MI: MAR within randomized treatment group
	Treatment policy	Treatment policy	Retrieved dropout (ANCOVA)	MI: (extended) MAR within group defined by randomized treatment and treatment status at week 40

TABLE 4 Statistical estimation procedures for the trials included in the evidence base of the case study. ANCOVA: analysis of covariance; MAR: missing-at-random; MI: multiple imputation; MMRM: mixed model for repeated measures.

Trial	AWARD-11[66,72,73] (NCT03495102)		SUSTAIN 7[63,68,69] (NCT02648204)		SUSTAIN FORTE[65,70,71] (NCT03989232)	
Estimand name	Efficacy	Treatment regimen	De-jure	De-facto	Hypothetical (trial product)	Treatment policy
Population	Subjects with Type 2 diabetes inadequately controlled with metformin		Subjects with Type 2 diabetes on a background treatment with metformin		Subjects with Type 2 diabetes on a background treatment of metformin with or without sulphonylurea treatment	
Treatments (on top of metformin)	Subcutaneous dulaglutide 4.5 mg QW Subcutaneous dulaglutide 3.0 mg QW Subcutaneous dulaglutide 1.5 mg QW		Subcutaneous semaglutide 1.0 mg QW Subcutaneous semaglutide 0.5 mg QW Subcutaneous dulaglutide 1.5 mg QW Subcutaneous dulaglutide 0.75 mg QW		Subcutaneous semaglutide 2.0 mg QW Subcutaneous semaglutide 1.0 mg QW	
Variables (endpoints)	Primary: change from baseline to week 36 in HbA1c (%-points) Key secondary: change from baseline to week 36 in body weight (kg)		Primary: change from baseline to week 40 in HbA1c (%-points) Confirmatory secondary: change from baseline to week 40 in body weight (kg)		Primary: change from baseline to week 40 in HbA1c (%-points) Confirmatory secondary: change from baseline to week 40 in body weight (kg)	
Population-level summary measure	Mean difference between treatment conditions		Mean difference between treatment conditions		Mean difference between treatment conditions	
Intercurrent event strategies	**Hypothetical**: • Initiation of anti-diabetic rescue medication • Premature treatment discontinuation	**Treatment policy**: • Initiation of anti-diabetic rescue medication • Premature treatment discontinuation	**Hypothetical**: • Initiation of anti-diabetic rescue medication • Premature treatment discontinuation	**Treatment policy**: • Initiation of anti-diabetic rescue medication • Premature treatment discontinuation	**Hypothetical**: • Initiation of anti-diabetic rescue medication • Premature treatment discontinuation **Treatment policy**: • Change in treatment dose	**Treatment policy**: • Initiation of anti-diabetic rescue medication • Premature treatment discontinuation • Change in treatment dose

TABLE 5 Trial-level estimands, according to the ICH E9 (R1) estimand framework, of the RCTs in the evidence base for the case study.

4.3 | Estimands at the meta-analytical level

We now attempt to define estimands at the meta-analytical level, aiming to enhance the relevance of pooled treatment effect estimates with respect to a specific clinical research question, and to maximize their applicability to healthcare decision-making contexts. There is some cross-trial heterogeneity between the estimand attributes in the case study; particularly, in the time at which endpoints are measured. Nevertheless, other sources of heterogeneity have been mitigated, e.g., by identifying consistent intercurrent event strategies across studies.

We construct two target meta-analytical estimands (Table 6): one which adopts a hypothetical strategy for premature treatment discontinuation or initiation of anti-diabetic rescue medication (the hypothetical meta-analytical estimand), consistent with the de-jure, hypothetical (trial product) and efficacy estimands from SUSTAIN 7, SUSTAIN FORTE and AWARD-11, respectively; and another which adopts a treatment policy strategy for premature treatment discontinuation or initiation of anti-diabetic rescue medication (the treatment policy meta-analytical estimand), consistent with the de-facto, treatment policy and treatment regimen estimands from SUSTAIN 7, SUSTAIN FORTE and AWARD-11, respectively. Figure 3 illustrates the restriction of the original PICO scope using each target meta-analytical estimand.

Estimand name	Hypothetical	Treatment policy
Population	Subjects with Type 2 diabetes on a background treatment of (i.e., inadequately controlled with) metformin	
Treatments	Semaglutide 2.0 mg QW Dulaglutide 4.5 mg QW Dulaglutide 3.0 mg QW *Dulaglutide 1.5 mg QW* *Semaglutide 1.0 mg QW*	
Variables (endpoints)	Change from baseline to week 36 or week 40 in HbA1c (%-points) Change from baseline to week 36 or week 40 in body weight (kg)	
Population-level summary measure	Mean difference between treatment conditions	
Intercurrent event strategies	**Hypothetical** strategy for initiation of anti-diabetic rescue medication or premature treatment discontinuation	**Treatment policy** strategy for initiation of anti-diabetic rescue medication or premature treatment discontinuation

TABLE 6 Target meta-analytical estimands for the case study. The treatments in italics were not of primary interest and were included to connect the evidence network.

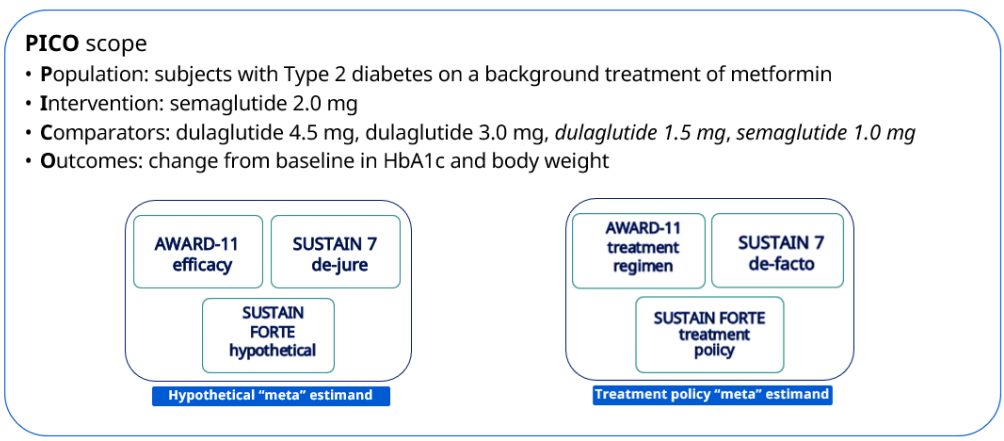

FIGURE 3 The evidence base, defined by the PICO scope, can be narrowed using each meta-analytical estimand to perform more targeted network meta-analyses that are relevant to specific clinical research questions.

4.3.1 | Example network meta-analyses

We conduct two network meta-analyses, exploring the impact of targeting different meta-analytical estimands or intercurrent event strategies. One of the network meta-analyses adopts a hypothetical strategy for premature treatment discontinuation or initiation of anti-diabetic rescue medication. The other adopts a treatment policy strategy for the corresponding intercurrent events. T2D is a therapeutic area where confirmatory Phase 3 RCTs typically report results for both hypothetical and treatment policy estimands. This allows us to conduct the two network meta-analyses based on published aggregate-level results in the clinical trial publications,[63,65,66] without necessarily requiring access to subject-level data.

The network meta-analyses are performed based on trial-level mean differences and standard errors, using fixed effects models with inverse variance weighting,[76] assuming independence between trials and accounting for correlated treatment effects within multi-arm trials,[77] as implemented in the R package netmeta.[78] Where standard errors were not reported for treatment effects (treatment regimen estimates for AWARD-11), they were approximated based on reported confidence intervals for mean change from baseline for each treatment arm.[79] The results of the network meta-analyses for change from baseline in HbA1c, targeting the hypothetical and treatment policy estimands at the "meta" level, are in Figure 4. The corresponding results for change from baseline in body weight are in Figure 5.

For change from baseline in HbA1c, estimated mean differences for semaglutide 2.0 mg versus dulaglutide 3.0 mg and 4.5 mg are -0.47 (95% confidence interval [CI] -0.70 to -0.24) and -0.30 (95% CI -0.53 to -0.07) percentage points, respectively, for the hypothetical strategy; and -0.42 (95% CI -0.67 to -0.16) and -0.28 (95% CI -0.54 to -0.03) percentage points, respectively, for the treatment policy strategy. For change from baseline in body weight, estimated mean differences for semaglutide 2.0 mg versus dulaglutide 3.0 mg and 4.5 mg are -3.58 (95% CI -4.76 to -2.40) kilograms and -2.88 (95% CI -4.06 to -1.70) kilograms, respectively, for the hypothetical strategy; and -2.92 (95% CI -4.15 to -1.69) and -2.22 (95% CI -3.47 to -0.97) kilograms, respectively, for the treatment policy strategy.

At the RCT level, and as indicated by the results of the individual trials,[63,65,66] treatment effects under a treatment policy strategy are generally more attenuated than those under a hypothetical strategy. Because the effects of intercurrent events tend to be common across arms, subjects experiencing an intercurrent event tend to become more similar.[80] In diabetes GLP-1 RA clinical trials, including measurements that are collected after treatment discontinuation makes the actual treatment received, on average, more alike between the experimental and the control arms.[81] The initiation of anti-diabetic rescue medication is, typically, only allowed if patients do not maintain acceptable glycemic control. Because patients are less likely to maintain adequate glycemic control under the less effective treatment, the initiation of rescue medication is expected to occur more commonly among participants receiving such treatment.[81] Hence, including measurements collected after the intercurrent event as part of a treatment policy strategy generally leads to a smaller difference between the treatment arms of a trial.[81]

The magnitude of the hypothetical and treatment policy pooled estimates is similar for change from baseline in HbA1c at the meta-analytical level (Figure 4), with the treatment policy estimate slightly closer to the null. For change from baseline in body weight, the pull towards the null by the treatment policy strategy is more noticeable (Figure 5), more in line with what would be expected in an individual RCT.

4.3.2 | Applicability of meta-analytical estimands

HTA concerns the evaluation of relative effectiveness (added treatment benefit in conditions encountered in "real-world" clinical practice), as opposed to clinical efficacy (added treatment benefit under ideal, controlled, circumstances).[82] The choice of target meta-analytical estimand, and its intercurrent event strategy, should account for external validity or applicability to the decision-making context; in the HTA case, whether treatment effects can be reasonably applied to patients in routine clinical practice.

If treatment discontinuation and the initiation of anti-diabetic rescue medication are occurring in real-world clinical practice, the treatment policy meta-analytical estimand is likely of greater interest to HTA decision-makers. Nevertheless, decision-makers must consider that treatment discontinuation rates and rescue medication can vary over time, settings and jurisdictions. This may threaten the applicability of treatment policy results, which depends on each intercurrent event and its distribution being stable. There are also concerns about informative missingness if post-intercurrent event outcomes are not collected. For the RCTs in our case study, treatment discontinuation rates at week 36 or 40 were 7%-17% for the treatments in the scope, which is roughly consistent with the 20% discontinuation rate observed after one year for T2D populations using GLP-1 RAs in European real-world settings,[83,84] but considerably lower than the 50% observed after one year in the United States and Israel.[85,86]

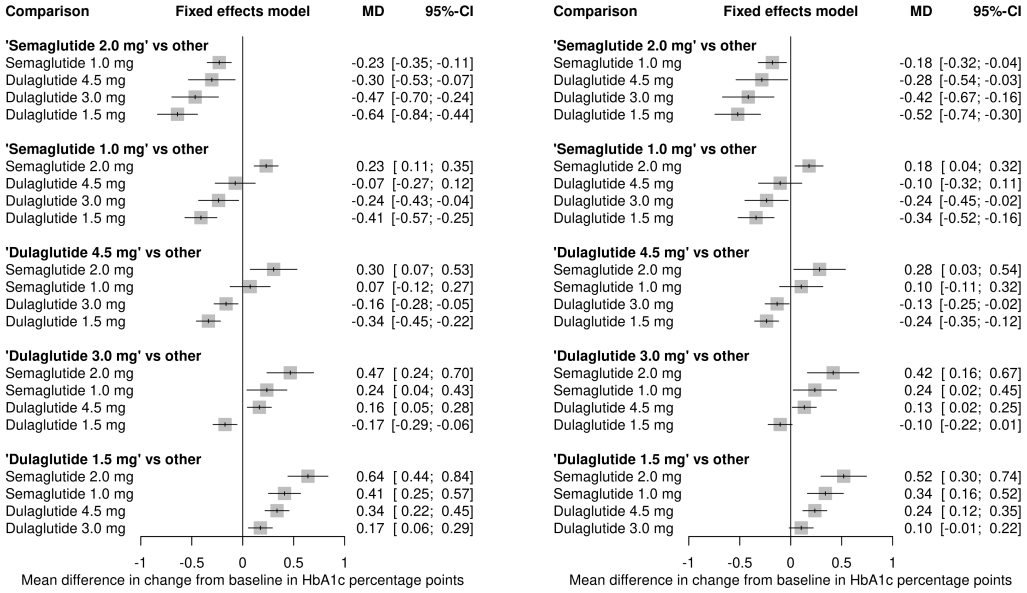

(a) Hypothetical meta-analytical estimand **(b)** Treatment policy meta-analytical estimand

FIGURE 4 Results of the network-meta analyses for change from baseline in HbA1c (%-points). MD: mean difference; CI: confidence interval.

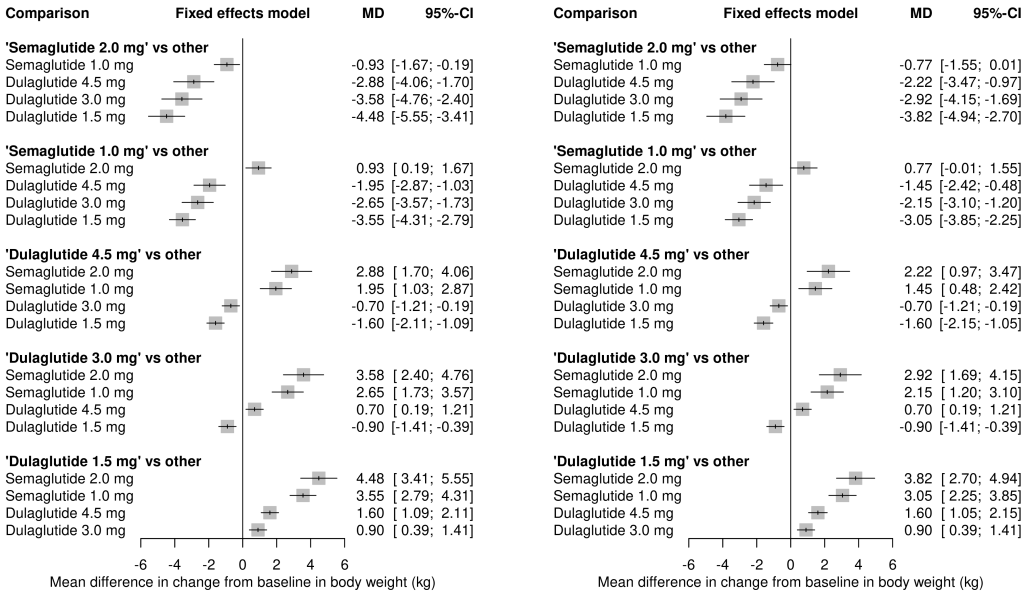

(a) Hypothetical meta-analytical estimand **(b)** Treatment policy meta-analytical estimand

FIGURE 5 Results of the network-meta analyses for change from baseline in body weight (kg). MD: mean difference; CI: confidence interval.

The hypothetical meta-analytical estimand targets the treatment effect if patients adhere to treatment as intended, without treatment discontinuation or rescue medication.[81] It might still be of interest to HTA decision-makers if the reasons for intercurrent events are not related to clinical effectiveness (including safety), or if there is a clear manner or incentive to prevent the occurrence of intercurrent events in future practice. This is challenging for treatment discontinuation here. While some T2D patients in routine clinical practice discontinue subcutaneous GLP-1 RAs for cost- or preference-related reasons, e.g., preferring oral medication over injections, many discontinue treatment due to inadequate glycemic control, nausea or gastrointestinal events.[87]

Ultimately, T2D patients do prematurely discontinue GLP-1 RAs in routine clinical practice, at rates generally higher than those observed in RCTs, and for efficacy or safety reasons that cannot be prevented trivially.[88] As such, an estimand that envisages a hypothetical scenario where patients do not discontinue treatment likely has limited applicability to HTA decision-making. Such estimand would have been targeted at the meta-analytical level by analysts naïvely pooling the primary estimands of the RCTs. This is something that probably happens in current meta-analytical practice, where different intercurrent event strategies are typically ignored.[89]

Interestingly, an European Medicines Agency guideline for the use of estimands in diabetes trials[90] recommends a treatment policy strategy for premature treatment discontinuation and a hypothetical strategy for initiation of anti-diabetic rescue medication.[b] Namely, the target estimand is the treatment effect if anti-diabetic rescue medication is not initiated, regardless of premature treatment discontinuation. Such estimand is relevant because patients under the standard-of-care in routine clinical practice may discontinue treatment, and while they may initiate anti-diabetic rescue therapy, this is often medication within the same drug class (not permitted in comparative GLP-1 RA trials).[88] In our case study, targeting the "hybrid" estimand, both at the trial and at the meta-analytical level, would have required full access to subject-level data because the individual RCTs did not plan or report results for the hybrid intercurrent event strategy. We shall discuss the benefits brought by subject-level data availability in Section 5.

5 | DISCUSSION

5.1 | Subject-level data availability

Estimands can be helpful to communicate limitations of the evidence base where subject-level data are unavailable. Our case study is in a therapeutic area, T2D, which stimulated the regulatory discussions influencing ICH E9 (R1), and where recent RCT publications typically report both a treatment policy and a hypothetical estimand for premature treatment discontinuation or initiation of anti-diabetic rescue medication. One is unlikely to encounter such standardized reporting and consistency in estimands across many other therapeutic areas, but this is likely to change over time, as we expect most disease-specific regulatory guidance to be updated with recommended estimands. The harmonization of estimands within therapeutic areas has been identified as a priority for future regulatory-HTA body collaborations and should allow for more reliable evidence syntheses.[91]

In any case, it may be challenging in many cases to align all estimand attributes – particularly, intercurrent event strategies – without full access to subject-level data. For instance, Table 2 in Section 3.1 highlighted the primary estimands for a thyroid cancer RCT, which included eight and nine different intercurrent events for each of the two objectives. Aligning on every single trial-level intercurrent event strategy for this indication, especially under subject-level data limitations, will be very challenging. An informed discussion with clinicians will be required to determine which intercurrent events are more relevant, both in terms of frequency and clinical importance. In T2D, premature treatment discontinuation and the initiation of anti-diabetic rescue medication are well-established intercurrent events that should be accounted for, even in aggregate-level meta-analyses. In oncology trials, treatment switching is a major intercurrent event that should be considered.[57,89]

Ades et al outline how quantitative heterogeneity for "outcomes reported in different ways" can be addressed through multivariate normal random effects meta-analysis.[11] Similar analytical methodologies[92] could be applied where trials report different sets of intercurrent event strategies, e.g., if a relevant intercurrent event strategy is reported in some trials but not in others, multivariate (network) meta-analyses could be used to borrow information from trials in which the relevant estimands are reported, thereby accounting for the totality of evidence.[12] Clinical trial reporting guidelines should continue to be updated to include information on intercurrent events, so there is an incentive to more easily study them in aggregate-level data meta-analyses. In

[b] Another suggestion in the guideline is the use of a composite strategy to account for the two intercurrent events in the variable/endpoint definition, but as part of a supplementary estimand.[81,90]

any case, the conduct of analyses based on subject-level data, as opposed to aggregate-level data, should be encouraged.[93] It will likely become more feasible in the future, as pharmaceutical companies are increasingly allowing access to subject-level data.[94]

In our case study, the use of subject-level data would have allowed for targeting the hybrid estimand recommended by the European Medicines Agency, described in Section 4.3.2, at the trial and at the meta-analytical level. It would have also allowed us to pursue greater alignment between the timing of outcome assessments in the SUSTAIN trials (week 40) and AWARD-11 (week 36). Nevertheless, even with full access to subject-level data, it can happen that the relevant data are not collected for all trials. For instance, in our case study, no outcome data were collected at week 36 for the SUSTAIN trials and at week 40 for AWARD-11, as there were no visits during those weeks.

Lingvay et al attempted to derive results for week 36 from the SUSTAIN 7 and SUSTAIN FORTE subject-level data via linear interpolation between week 28 and week 40, which provided results consistent with those of the original analysis.[22] Alternatively, one could have used subject-level data from AWARD-11 to derive week 40 results by linear interpolation between the week 36 and week 52 visits, or attempted to model time-course relationships by synthesizing outcomes at multiple visits.[95,96] Notably, our case study has focused on efficacy endpoints but additional difficulties may arise with safety endpoints due to cross-trial differences in the assessment of adverse events.[97]

It is worth noting that adopting common intercurrent event strategies across trials may not always be feasible, even with full access to subject-level data. For instance, alignment with respect to a treatment policy strategy would require all trials to collect outcome data after the occurrence of the intercurrent event. Nevertheless, trials designed with other intercurrent event handling strategies in mind may not collect post-intercurrent event outcome data. A trial prioritizing a composite variable strategy – which incorporates the occurrence of the intercurrent event into the endpoint definition – might not have even reported whether it is the primary outcome of interest or the intercurrent event that has occurred for a given subject.

Consider the design of an RCT for which a treatment policy strategy is not of primary interest to the sponsor, but in a therapeutic area where other trials report treatment policy estimands. We encourage trialists to collect post-intercurrent event outcome data to align with a treatment policy strategy for meta-analysis, with the caveat that the meaning and frequency of intercurrent events might change over time. The value of this alignment likely depends on the decision-making relevance of the meta-analytical treatment policy estimand, the type and frequency of intercurrent events being stable across trials, and the feasibility of aligning other intercurrent event strategies instead (if these are relevant to the research question). We also encourage trialists to report information on the intercurrent event distribution to assess the comparability of treatment policy estimands across trials.

5.2 | Meta-analysis and meta-regression methodology

Another limitation of our case study is the slight differences in the trials' inclusion criteria, which imply that the RCT populations are not identical, even though the high-level population attribute in the estimand definitions is virtually the same. It is worth noting that, even if the trials' selection criteria were to be the same, differences in the distribution of baseline characteristics can arise between "analysis sets", due to non-random sampling.

Lingvay et al report summary statistics for the baseline characteristics of enrolled patients in SUSTAIN 7, SUSTAIN FORTE and AWARD-11.[22] These are generally similar, but some minor differences exist.[22] Based on subgroup analyses of SUSTAIN 7, there is little evidence to suggest that these differences are "effect-modifying", with the caveat that the subgroup analyses are post-hoc and underpowered to test for effect modification.[98] Again, an informed discussion with clinicians is generally required to determine the importance of cross-trial differences in the distribution of baseline characteristics.

Cross-trial differences in the distribution of baseline characteristics can give rise to treatment effect heterogeneity, which compromises the validity of (network) meta-analyses.[56,99] Traditional statistical tests used to quantify heterogeneity, such as Cochran's Q test and the I-squared statistic, do not explain heterogeneity (and are often underpowered). We propose the use of the estimand framework to explicitly describe the different sources that may be inducing such heterogeneity. When unexplained heterogeneity remains, random effects models have traditionally been used to pool treatment effects.[100,101] However, these could not be applied to our case study, which included only one trial per pairwise treatment comparison.

Both fixed and random effects approaches have been criticized for not explaining heterogeneity and not explicitly producing directly interpretable estimates in any well-defined target population.[14,102] Conventional methods weigh trial-specific estimates according to their precision rather than their relevance to a specific target population, and produce ambiguous estimates with limited external validity.[13,103] This criticism can be mitigated by narrowly defining the population in the scope,[11,12] such that quantitative heterogeneity between trials is reduced and common effects are more plausible.

If there is no quantitative heterogeneity across trials, both fixed and random effects analyses target a single underlying estimand, common to all studies, for each pairwise treatment comparison. Conversely, under the presence of cross-trial quantitative heterogeneity, e.g., due to differences in patient populations, endpoint timing, etc., there are different trial-specific estimands. Both fixed and random effects models average over the residual heterogeneity, thereby targeting an average effect in the overall population ("super-population") of included trials compatible with the broader overarching PICO or meta-analytical estimand.

The difference between fixed and random effects analyses is that the latter can quantify the residual heterogeneity and incorporate it through a predictive distribution.[104] Arguably, this implies that treatment effects cannot be interpreted without a description of the full distribution of estimated random effects, not just its center (e.g., average) value.[103] Previous research has implied that fixed effects analyses consider a single estimand at the individual trial and meta-analytical levels, for each pairwise treatment comparison.[57] Nevertheless, this interpretation only holds if there is no heterogeneity across trials, such that the collection of trial-specific estimands is homogeneous, and in which case the interpretation also holds for a random effects analysis.

Cross-trial discrepancies in populations could have been resolved through innovative meta-regression techniques for covariate adjustment, such as multilevel network meta-regression,[22,105,106,107] which would require access to some subject-level data or the use of federated systems.[108] Meta-regression approaches seem relevant to address the meta-analytical challenges discussed in Section 1, which motivated our proposal for the use of estimands, specifically with respect to the population attribute. They can explain heterogeneity and explicitly mitigate it, by adjusting for cross-trial differences in the distribution of effect-modifying baseline characteristics. We note that – even if heterogeneity is minimized – the "population" attribute of all trial-specific estimands may not match the target population for decision-making. Meta-regression approaches also hold promise because they can explicitly produce treatment effects in any target population of substantive interest, not necessarily that of one of the trials in the evidence base, thereby enhancing the external validity that is necessary for HTA decision-making.

5.3 | Population-level summary measure

Our exposition has focused on one of the estimand attributes that is not considered by PICO, the intercurrent event strategy, and on its alignment across trials. There is another estimand attribute not included in PICO, the population-level summary measure. Conflicts in the marginal and conditional summary measures that are pooled in meta-analyses are a cause for concern, particularly for analyses based on aggregate-level data, as trials may report different summary measures[109] and naïvely combining them may produce bias.[49] For non-collapsible summary measures, such as (log) odds ratios and (log) hazard ratios, marginal and conditional estimands – and conditional estimands conditioned on different covariate sets – do not coincide, even in the absence of effect modification by the covariates.[110] In the presence of effect modification, this is equally problematic for some collapsible measures, those that are not directly collapsible.[111]

Fortunately, the population-level summary measure for all RCTs in our case study is a mean difference from change from baseline, which is directly collapsible.[111] Table 4 illustrates the trial-level estimation methods that were employed for each RCT. The mixed model for repeated measures (MMRM) estimates the difference in "least squares" means between treatment groups, which corresponds to targeting a conditional treatment effect at the covariate means. The modeling approaches based on analysis of covariance (ANCOVA) also target a conditional treatment effect, assumed homogeneous across covariate values and therefore equivalent to the conditional treatment effect at the covariate means.[109] Again, full access to subject-level data would be beneficial to address cross-trial summary measure incompatibilities, by allowing for the estimation of any desired marginal or conditional summary measure for each of the trials, or by permitting for a subject-level (network) meta-regression.

Aligning the target summary measure at the meta-analytical level with a relevant research question for decision-making is also crucial. Marginal and conditional summary measures correspond to different decision questions, with discussion over which is more suitable for healthcare decision-making,[112] and some arguing that marginal summary measures are of greater interest for population-level decision-making.[109] In the context of our case study, conditional mean differences at the covariate means and marginal mean differences are expected to coincide due to direct collapsibility, as long as conditional effects are constant across covariate values (assumed by the trial-level analytical approaches) or vary linearly with the covariates.[109,111]

6 | CONCLUDING REMARKS

Pairwise and network meta-analyses are crucial to inform healthcare policy, but threatened by quantitative heterogeneity between trials and by the poor applicability of pooled estimates to decision-making contexts. We have applied the estimand framework to a case study of semaglutide versus dulaglutide for T2D in order to explicitly identify potential misalignments in the evidence base, mitigate key sources of quantitative heterogeneity between trials, and to enhance the applicability of meta-analytical results with respect to a specific research question. We performed a network meta-analysis pooling exclusively hypothetical estimates, and a network meta-analysis pooling exclusively treatment policy estimates. This implied the specification of a hypothetical and a treatment policy target estimand at the meta-analytical level, allowing us to be transparent and explicit about the source of heterogeneity – the intercurrent event strategy – driving the difference between research questions.

There were more notable divergences in results between intercurrent event strategies for one endpoint (change from baseline in body weight) than for the other (change from baseline in HbA1c). It is worth noting that we exclusively pooled estimates using the same intercurrent event strategy, such that the treatment policy attenuation of trial-level estimates may have averaged out across the network. In practice, the naïve pooling of estimates targeting different intercurrent event strategies, especially where the intercurrent event occurs frequently, may shift efficacy and (cost-)effectiveness results in arbitrary directions while producing estimates of ambiguous interpretability.[57]

Concerns have been raised about the applicability of estimands to evidence synthesis and (network) meta-analyses, by statisticians working in clinical development and the pre-market authorization (regulatory) setting,[60,113] but also by HTA bodies.[31] We recognize that many cautions remain, particularly regarding operational complexity and practical feasibility, e.g., in relation to HTA scoping or the analysis of secondary data of previously conducted trials, typically with limited input on primary data collection. As such, our proposal for the use of estimands is pragmatic in nature and does not necessarily align with the "estimand thinking process" of ICH E9 (R1). Our proposal also departs from the original idea by Remiro-Azócar of replacing the PICO framework with 'PICOSI", incorporating all estimand attributes.[54]

Our proposal could be integrated within a broader roadmap of evidence synthesis activities in HTA as follows (Figure 6): (1) conduct a systematic literature review, with protocol and search terms based on the planned assessment scope PICO; (2) assess cross-trial heterogeneity using the trial-level estimands; (3) with stakeholder input, identify a suitable target meta-analytical estimand for healthcare decision-making; (4) perform a feasibility assessment for the quantitative evidence synthesis, based on Steps 2 and 3; and (5) conduct pairwise or network meta-analyses, perhaps with sensitivity analyses allowing for varying degrees of misalignment between the trial-level estimands.

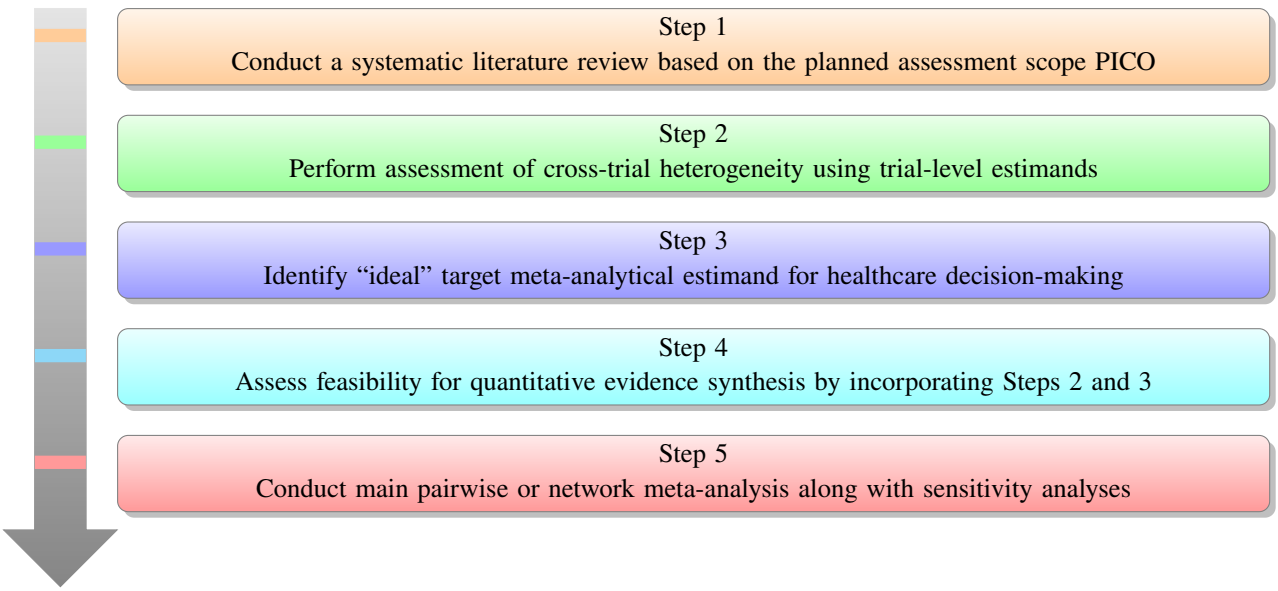

FIGURE 6 Proposed roadmap for HTA evidence synthesis planning and execution, incorporating PICOs and estimands.

Our proposal maintains the use of PICOs for qualitative assessments, while using estimands to assess the feasibility and relevance of quantitative analyses. Existing templates for meta-analytical feasibility assessments[114] may require updating to reflect ICH E9 (R1), estimands and intercurrent event strategies. Importantly, trial-level estimands must be consistently recorded so that those performing systematic literature reviews can retrieve the relevant information from publications. Widespread adoption of estimands will expose the need for a more structured approach to the reporting and dissemination of trial results, e.g., via meta-data on treatment effect estimates and their associated estimand attributes on ClinicalTrials.gov.

We acknowledge that the relative imprecision of PICOs is attractive to describe the broad "totality" of evidence in qualitative evidence syntheses, and to define the original scope of HTA decision problems. Nevertheless, this should not detract from the value of estimands in quantitative evidence syntheses. We advocate for the explicit integration of estimands into the planning of pairwise and network meta-analyses. One can formulate a PICO for scoping, then define different meta-analytical estimands. These can be used to restrict the original evidence base and perform more targeted (network) meta-analyses, precisely addressing the specific research question that might be of interest to healthcare decision-makers. The meta-analytical estimand can serve as a basis for cross-disciplinary discussion, to strengthen communication between different stakeholders about what a (network) meta-analysis aims to demonstrate, and to facilitate the interpretation of its results.[75]

Moreover, the estimand framework provides a shared language to align trial design with both regulatory and HTA objectives.[91] Insofar, HTA considerations have played a limited role in estimand selection, which has focused primarily on the perspective of key regulatory agencies. While these perspectives are important, HTA bodies may require different estimands for decision-making and views may differ between HTA agencies based on the context in which they make their decisions. Confirmatory clinical trials should be planned with both regulatory- and HTA-relevant estimands in mind.[115] Beyond traditional clinical trials, real-world data (RWD) are increasingly used to support HTA decision-making. Constructing appropriate estimands for the analysis of RWD – and incorporating them into meta-analyses – will involve specific considerations beyond those encountered for traditional clinical trials and remains a research priority.

We encourage discussion and consensus-building among stakeholders within different therapeutic areas about which intercurrent events are most relevant, and which strategies are appropriate to handle them in specific decision-making contexts. In T2D, premature treatment discontinuation and the initiation of anti-diabetic rescue medication have been identified as key intercurrent events by regulatory stakeholders, with the European Medicines Agency publishing a therapeutic guideline (CPMP/EWP/1080/00 Rev.2) recommending a treatment policy strategy for handling premature treatment discontinuation and a hypothetical strategy for initiation of anti-diabetic rescue medication.[90] Other therapeutic areas are yet to build consensus about intercurrent event strategies. In oncology, treatment switching is considered to be a major intercurrent event,[31] but current reporting practices to address treatment switching are inadequate, both in trial-level analyses and in meta-analyses.[89] Similar to the development of core patient characteristic sets and core outcome sets, defining important prognostic factors and outcomes to be measured and reported among specific therapeutic and disease settings, we would encourage stakeholder initiatives to define core intercurrent events and intercurrent event strategies.

Finally, we have focused on the role of intercurrent events and intercurrent event strategies in contextualizing the external validity of individual trial and meta-analytical results. Nevertheless, accounting for other estimand attributes is no less important when judging the transferability of results to any given clinical setting. For instance, target populations in RCTs are typically less heterogeneous and more narrowly defined than actual patient populations in routine clinical practice, partly to maximize statistical efficiency and power for hypothesis testing.[116] The external validity of RCTs can also be undermined if their treatment implementations differ from those in routine clinical practice, e.g., due to stringent prohibitions on the use of non-trial treatments, or if their endpoints have limited clinical relevance.[117] There remains a need to incentivize the use of estimands that prioritize real-world relevance and can provide the external validity that is necessary for actionable healthcare decision-making.

ACKNOWLEDGMENTS

This article results from the work of the EIWG sub-team in HTA and RWE. We gratefully acknowledge the contributions of current and former members Amel Besseghir, Arthur Allignol, Barbara Rosettani, Frank Kleinjung and, especially, Anders Gorst-Rasmussen, who was instrumental in conceptualizing the article. Finally, we thank the Evidence Synthesis Scientific Working Group and the Estimands Scientific Working Group at Novo Nordisk for their very useful feedback.

Competing interests statement

Antonio Remiro-Azócar is an employee of Novo Nordisk Pharma. Pepa Polavieja is an employee of Novo Nordisk Pharma and a minor shareholder in Eli Lilly. Emmanuelle Boutmy is an employee of Merck Healthcare KGaA and has minor stock ownership in Merck. Alessandro Ghiretti is an employee of Daiichi Sankyo Italia. Khadija Rerhou Rantell, David M. Phillippo and Jay J.H. Park declare no competing interests for this work. Lise Lotte Nystrup Husemoen, Helle Lynggaard and Robert Bauer are employees of Novo Nordisk A/S and hold shares in Novo Nordisk. Tatsiana Vaitsiakhovich is an employee of Sanofi-Aventis Deutschland GmbH and a minor shareholder in Bayer AG. Antonia Morga is an employee of Astellas Pharma Inc.

Data availability statement

The network meta-analyses are based on aggregate-level data, available in the SUSTAIN 7,[63] SUSTAIN FORTE[65] and AWARD-11[66] publications. Code implementing the network meta-analyses is available at https://github.com/antonio-ra/sema-estimands-NMA.

Funding statement

David M. Phillippo is supported by the UK Medical Research Council (Grant Nos. MR/R025223/1 and MR/W016648/1).

References

1. Kahan BC, Hindley J, Edwards M, Cro S, Morris TP. The estimands framework: a primer on the ICH E9 (R1) addendum. *bmj* 2024; 384.
2. ICH Guideline Implementation. https://www.ich.org/page/ich-guideline-implementation; 2025. Accessed: 11-09-2025.
3. Kahan BC, Hall SS, Beller EM, et al. Reporting of factorial randomized trials: extension of the CONSORT 2010 Statement. *JAMA* 2023; 330(21): 2106–2114.
4. Kahan BC, Hall SS, Beller EM, et al. Consensus Statement for Protocols of Factorial Randomized Trials: Extension of the SPIRIT 2013 Statement. *JAMA network open* 2023; 6(12): e2346121.
5. Homer V, Yap C, Bond S, et al. Early phase clinical trials extension to guidelines for the content of statistical analysis plans. *bmj* 2022; 376.
6. Englert S, Mercier F, Pilling EA, et al. Defining estimands for efficacy assessment in single arm phase 1b or phase 2 clinical trials in oncology early development. *Pharmaceutical Statistics* 2023; 22(5): 921–937.
7. Lynggaard H, McKendrick S, Baird M, et al. Applying the estimand framework to clinical pharmacology trials with a case study in bioequivalence. *British Journal of Clinical Pharmacology* 2025; 91(2): 310–324.
8. Ma Y, Haddad J, Liu W, Snyder E, Bennett D, Mayo S. Review of Recent Pharmacoepidemiologic Post-Market Safety Studies Through the Lens of the Estimand Framework. *Therapeutic innovation & regulatory science* 2025: 1–10.
9. Li H, Wang C, Chen WC, et al. Estimands in observational studies: some considerations beyond ICH E9 (R1). *Pharmaceutical Statistics* 2022; 21(5): 835–844.
10. Luijken K, Eekelen vR, Gardarsdottir H, Groenwold RH, Geloven vN. Tell me what you want, what you really really want: estimands in observational pharmacoepidemiologic comparative effectiveness and safety studies. *Pharmacoepidemiology and Drug Safety* 2023; 32(8): 863–872.
11. Ades A, Welton NJ, Dias S, Phillippo DM, Caldwell DM. Twenty years of network meta-analysis: Continuing controversies and recent developments. *Research synthesis methods* 2024; 15(5): 702–727.
12. Remiro-Azócar A, Gorst-Rasmussen A. Broad versus narrow research questions in evidence synthesis: a parallel to (and plea for) estimands. *Research Synthesis Methods* 2024; 15(5): 735–740.

13. Manski CF. Toward credible patient-centered meta-analysis. *Epidemiology* 2020; 31(3): 345–352.

14. Sobel M, Madigan D, Wang W. Causal inference for meta-analysis and multi-level data structures, with application to randomized studies of Vioxx. *Psychometrika* 2017; 82(2): 459–474.

15. Dahabreh IJ, Petito LC, Robertson SE, Hernán MA, Steingrimsson JA. Toward causally interpretable meta-analysis: transporting inferences from multiple randomized trials to a new target population. *Epidemiology* 2020; 31(3): 334–344.

16. Rott KW, Bronfort G, Chu H, et al. Causally interpretable meta-analysis: Clearly defined causal effects and two case studies. *Research Synthesis Methods* 2024; 15(1): 61–72.

17. Degtiar I, Rose S. A review of generalizability and transportability. *Annual Review of Statistics and Its Application* 2023; 10: 501–524.

18. Findley MG, Kikuta K, Denly M. External validity. *Annual review of political science* 2021; 24(1): 365–393.

19. Egami N, Hartman E. Elements of external validity: Framework, design, and analysis. *American Political Science Review* 2023; 117(3): 1070–1088.

20. Dahabreh IJ, Robertson SE, Petito LC, Hernán MA, Steingrimsson JA. Efficient and robust methods for causally interpretable meta-analysis: Transporting inferences from multiple randomized trials to a target population. *Biometrics* 2023; 79(2): 1057–1072.

21. Methodological Guideline for Quantitative Evidence Synthesis: Direct and Indirect Comparisons. https://health.ec.europa.eu/latest-updates/methodological-guideline-quantitative-evidence-synthesis-direct-and-indirect-comparisons-2024-03-25_en; 2024. Accessed: 11-07-2025.

22. Lingvay I, Bauer R, Baker-Knight J, Lawson J, Pratley R. An indirect treatment comparison of semaglutide 2.0 mg vs dulaglutide 3.0 mg and 4.5 mg using multilevel network meta-regression. *The Journal of Clinical Endocrinology & Metabolism* 2022; 107(5): 1461–1469.

23. European Medicines Agency. Consolidated 3-year rolling work plan for the Methodology Working Party. https://www.ema.europa.eu/en/documents/other/consolidated-3-year-rolling-work-plan-methodology-working-party-2025-2027_en.pdf; 2025. Accessed: 13-09-2025.

24. Lynggaard H, Keene ON, Mütze T, Rehal S. Applying the Estimand Framework to Non-Inferiority Trials. *Pharmaceutical Statistics* 2024; 23(6): 1156–1165.

25. Food and Drug Administration (FDA). Non-Inferiority Clinical Trials to Establish Effectiveness. https://www.fda.gov/media/78504/download; 2016. Accessed: 13-09-2025.

26. European Medicines Agency. ICH E9 (R1) addendum on estimands and sensitivity analysis in clinical trials to the guideline on statistical principles for clinical trials. https://www.ema.europa.eu/en/documents/scientific-guideline/ich-e9-r1-addendum-estimands-sensitivity-analysis-clinical-trials-guideline-statistical-principles_en.pdf; 2020. Accessed: 17-07-2025.

27. Keene ON, Lynggaard H, Englert S, Lanius V, Wright D. Why estimands are needed to define treatment effects in clinical trials. *BMC medicine* 2023; 21(1): 276.

28. Clark TP, Kahan BC, Phillips A, White I, Carpenter JR. Estimands: bringing clarity and focus to research questions in clinical trials. *BMJ open* 2022; 12(1): e052953.

29. Mitroiu M, Teerenstra S, Oude Rengerink K, Pétavy F, Roes KC. Estimation of treatment effects in short-term depression studies. An evaluation based on the ICH E9 (R1) estimands framework. *Pharmaceutical Statistics* 2022; 21(5): 1037–1057.

30. Mitroiu M, Oude Rengerink K, Teerenstra S, Pétavy F, Roes K. A narrative review of estimands in drug development and regulatory evaluation: old wine in new barrels?. *Trials* 2020; 21(1): 671.

31. Morga A, Latimer NR, Scott M, Hawkins N, Schlichting M, Wang J. Is intention to treat still the gold standard or should health technology assessment agencies embrace a broader Estimands framework?: insights and perspectives from the National Institute for Health and Care Excellence and Institut für Qualität und Wirtschaftlichkeit im Gesundheitswesen on the International Council for Harmonisation of Technical Requirements for Pharmaceuticals for Human Use E9 (R1) Addendum. *Value in Health* 2023; 26(2): 234–242.

32. Manitz J, Kan-Dobrosky N, Buchner H, et al. Estimands for overall survival in clinical trials with treatment switching in oncology. *Pharmaceutical Statistics* 2022; 21(1): 150–162.

33. Latimer NR, Abrams KR, Lambert PC, et al. Adjusting survival time estimates to account for treatment switching in randomized controlled trials—an economic evaluation context: methods, limitations, and recommendations. *Medical Decision Making* 2014; 34(3): 387–402.

34. Jackson D, Ran D, Zhang F, et al. New Methods for Two-Stage Treatment Switching Estimation. *Pharmaceutical Statistics* 2025; 24(1): e2462.

35. Keene ON, Ruberg S, Schacht A, et al. What matters most? Different stakeholder perspectives on estimands for an invented case study in COPD. *Pharmaceutical Statistics* 2020; 19(4): 370–387.

36. Polverejan E, O'Kelly M, Hefting N, Norton JD, Lim P, Walton MK. Defining clinical trial estimands: a practical guide for study teams with examples based on a psychiatric disorder. *Therapeutic Innovation & Regulatory Science* 2023; 57(5): 911–939.

37. Bell J, Drury T, Mütze T, et al. Estimation methods for estimands using the treatment policy strategy; a simulation study based on the PIONEER 1 Trial. *Pharmaceutical Statistics* 2025; 24(2): e2472.

38. Sterne JA, Savović J, Page MJ, et al. RoB 2: a revised tool for assessing risk of bias in randomised trials. *bmj* 2019; 366.

39. Guidance on the validity of clinical studies for joint clinical assessments. https://health.ec.europa.eu/publications/guidance-validity-clinical-studies-joint-clinical-assessments_en; 2024. Accessed: 31-07-2025.

40. Poythress J, Morga A. HTA50 Assessing the Risk of Bias in Clinical Trials for Health Technology Assessments: Should Existing Tools Reflect the ICH E9 (R1) Addendum on Estimands and Sensitivity Analyses?. *Value in Health* 2023; 26(12): S329.

41. Richardson WS, Wilson MC, Nishikawa J, Hayward RS. The well-built clinical question: a key to evidence-based decisions.. *ACP journal club* 1995; 123(3): A12–3.

42. Guidance on outcomes for joint clinical assessments. https://health.ec.europa.eu/publications/guidance-outcomes-joint-clinical-assessments_en; 2024. Accessed: 16-07-2025.

43. Frandsen TF, Nielsen MFB, Lindhardt CL, Eriksen MB. Using the full PICO model as a search tool for systematic reviews resulted in lower recall for some PICO elements. *Journal of clinical epidemiology* 2020; 127: 69–75.

44. Moher D, Liberati A, Tetzlaff J, Altman DG, Group P, others . Preferred reporting items for systematic reviews and meta-analyses: the PRISMA statement. *International journal of surgery* 2010; 8(5): 336–341.

45. Hutton B, Catala-Lopez F, Moher D. The PRISMA statement extension for systematic reviews incorporating network meta-analysis: PRISMA-NMA. *Medicina Clínica (English Edition)* 2016; 147(6): 262–266.

46. Jen MH, Mt-Isa S, Chu H, et al. The current landscape of HTA framework and key challenges. *In press, Statistics in Biopharmaceutical Research* 2025.

47. Engen vA, Krüger R, Parnaby A, et al. The impact of additive population (s), intervention, comparator (s), and outcomes in a European joint clinical health technology assessment. *Value in Health* 2024; 27(12): 1722–1731.

48. Guidance on the scoping process. https://health.ec.europa.eu/publications/guidance-scoping-process_en; 2024. Accessed: 09-07-2025.

49. Remiro-Azócar A, Heath A, Baio G. Parametric G-computation for Compatible Indirect Treatment Comparisons with Limited Individual Patient Data. *Research synthesis methods* 2022; 13(6): 716–744.

50. National Institute for Health and Care Excellence technology appraisal guidance: Cabozantinib for previously treated advanced differentiated thyroid cancer unsuitable for or refractory to radioactive iodine. https://www.nice.org.uk/guidance/ta928/resources/cabozantinib-for-previously-treated-advanced-differentiated-thyroid-cancer-unsuitable-for-or-refractory-to-radioactive-iodine-pdf-82615554322117; 2023. Accessed: 17-07-2025.

51. Brose MS, Robinson B, Sherman SI, et al. Cabozantinib for radioiodine-refractory differentiated thyroid cancer (COSMIC-311): a randomised, double-blind, placebo-controlled, phase 3 trial. *The Lancet Oncology* 2021; 22(8): 1126–1138.

52. National Institute for Health and Care Excellence final scope: Cabozantinib for previously treated advanced differentiated thyroid cancer unsuitable for or refractory to radioactive iodine. https://www.nice.org.uk/guidance/ta928/documents/final-scope; 2022. Accessed: 17-07-2025.

53. European Medicines Agency assessment report for Cabometyx. https://www.ema.europa.eu/en/documents/variation-report/cabometyx-h-c-004163-ii-0023-epar-assessment-report-variation_en.pdf; 2022. Accessed: 17-07-2025.

54. Remiro-Azócar A. Some considerations on target estimands for health technology assessment. *Statistics in Medicine* 2022; 41(28): 5592–5596.

55. Canada's Drug Agency. Methods Guide for Health Technology Assessment. https://www.cda-amc.ca/sites/default/files/MG%20Methods/MG0030-Quantitative-Methods-Manual-Line-Numbered.pdf; 2024. Accessed: 17-08-2025.

56. Phillippo DM, Ades AE, Dias S, Palmer S, Abrams KR, Welton NJ. Methods for population-adjusted indirect comparisons in health technology appraisal. *Medical Decision Making* 2018; 38(2): 200–211.

57. Metcalfe RK, Remiro-Azócar A, Vuong Q, et al. Estimands and their implications for evidence synthesis for oncology: A simulation study of treatment switching in meta-analysis. *Research Synthesis Methods* 2026; 17(1): 170–193.

58. Mütze T, Bell J, Englert S, et al. Principles for defining estimands in clinical trials—A proposal. *Pharmaceutical Statistics* 2025; 24(1): e2432.

59. Fletcher C, Hefting N, Wright M, et al. Marking 2-years of new thinking in clinical trials: the estimand journey. *Therapeutic Innovation & Regulatory Science* 2022; 56(4): 637–650.

60. Hedman K, Kordzakhia G, Li H, Nyström P. Estimand Framework and Statistical Considerations for Integrated Analysis of Clinical Trial Safety Data. *Therapeutic Innovation & Regulatory Science* 2024; 58(6): 1120–1128.

61. Buse JB, Wexler DJ, Tsapas A, et al. 2019 update to: management of hyperglycemia in type 2 diabetes, 2018. A consensus report by the American Diabetes Association (ADA) and the European Association for the Study of Diabetes (EASD). *Diabetes care* 2020; 43(2): 487–493.

62. Leiter LA, Nauck MA. Efficacy and safety of GLP-1 receptor agonists across the spectrum of type 2 diabetes mellitus. *Experimental and Clinical Endocrinology & Diabetes* 2017; 125(07): 419–435.

63. Pratley RE, Aroda VR, Lingvay I, et al. Semaglutide versus dulaglutide once weekly in patients with type 2 diabetes (SUSTAIN 7): a randomised, open-label, phase 3b trial. *The lancet Diabetes & endocrinology* 2018; 6(4): 275–286.

64. Fonseca VA. Defining and characterizing the progression of type 2 diabetes. *Diabetes care* 2009; 32(Suppl 2): S151.

65. Frías JP, Auerbach P, Bajaj HS, et al. Efficacy and safety of once-weekly semaglutide 2· 0 mg versus 1· 0 mg in patients with type 2 diabetes (SUSTAIN FORTE): a double-blind, randomised, phase 3B trial. *The Lancet Diabetes & Endocrinology* 2021; 9(9): 563–574.

66. Frias JP, Bonora E, Nevarez Ruiz L, et al. Efficacy and safety of dulaglutide 3.0 mg and 4.5 mg versus dulaglutide 1.5 mg in metformin-treated patients with type 2 diabetes in a randomized controlled trial (AWARD-11). *Diabetes Care* 2021; 44(3): 765–773.

67. Lunny C, Higgins JP, White IR, et al. Risk of bias in network meta-analysis (RoB NMA) tool. *bmj* 2025; 388.

68. Protocol: Efficacy and safety of semaglutide versus dulaglutide as an add-on to metformin in subjects with type 2 diabetes. https://cdn.clinicaltrials.gov/large-docs/04/NCT02648204/Prot_000.pdf; 2015. Accessed: 22-07-2025.

69. Statistical analysis plan: Efficacy and safety of semaglutide versus dulaglutide as an add-on to metformin in subjects with type 2 diabetes. https://cdn.clinicaltrials.gov/large-docs/04/NCT02648204/SAP_001.pdf; 2017. Accessed: 22-07-2025.

70. Protocol: Efficacy and safety of semaglutide 2.0 mg s.c. once-weekly compared to semaglutide 1.0 mg s.c. once-weekly in subjects with type 2 diabetes. https://cdn.clinicaltrials.gov/large-docs/32/NCT03989232/Prot_000.pdf; 2020. Accessed: 22-07-2025.

71. Statistical analysis plan: Efficacy and safety of semaglutide 2.0 mg s.c. once-weekly compared to semaglutide 1.0 mg s.c. once-weekly in subjects with type 2 diabetes. https://cdn.clinicaltrials.gov/large-docs/32/NCT03989232/SAP_002.pdf; 2020. Accessed: 22-07-2025.

72. Protocol: A Randomized, Double-Blind, Parallel Arm Study of the Efficacy and Safety of Investigational Dulaglutide Doses When Added to Metformin in Patients with Type 2 Diabetes Mellitus. https://cdn.clinicaltrials.gov/large-docs/02/NCT03495102/Prot_000.pdf; 2018. Accessed: 22-07-2025.

73. A Randomized, Double-Blind, Parallel Arm Study of the Efficacy and Safety of Investigational Dulaglutide Doses When Added to Metformin in Patients with Type 2 Diabetes Mellitus. https://cdn.clinicaltrials.gov/large-docs/02/NCT03495102/SAP_001.pdf; 2019. Accessed: 22-07-2025.

74. Davies MJ, D'Alessio DA, Fradkin J, et al. Management of hyperglycaemia in type 2 diabetes, 2018. A consensus report by the American Diabetes Association (ADA) and the European Association for the Study of Diabetes (EASD). *Diabetologia* 2018; 61(12): 2461–2498.

75. Lanius V, Glocker B, Lösch C, et al. Realizing the benefits of the estimand framework when reporting and communicating clinical trial results—some recommendations. *Trials* 2025; 26(1): 1–16.

76. Borenstein M, Hedges LV, Higgins JP, Rothstein HR. A basic introduction to fixed-effect and random-effects models for meta-analysis. *Research synthesis methods* 2010; 1(2): 97–111.

77. Rücker G. Network meta-analysis, electrical networks and graph theory. *Research synthesis methods* 2012; 3(4): 312–324.

78. Balduzzi S, Rücker G, Nikolakopoulou A, et al. netmeta: an R package for network meta-analysis using frequentist methods. *Journal of Statistical Software* 2023; 106: 1–40.

79. Higgins JP, Thomas J, Chandler J, et al. *Cochrane handbook for systematic reviews of interventions*. John Wiley & Sons . 2019.

80. Ratitch B, Bell J, Mallinckrodt C, et al. Choosing estimands in clinical trials: putting the ICH E9 (R1) into practice. *Therapeutic innovation & regulatory science* 2020; 54(2): 324–341.

81. Aroda VR, Rosenstock J, Terauchi Y, et al. PIONEER 1: randomized clinical trial of the efficacy and safety of oral semaglutide monotherapy in comparison with placebo in patients with type 2 diabetes. *Diabetes care* 2019; 42(9): 1724–1732.

82. Nordon C, Karcher H, Groenwold RH, et al. The "efficacy-effectiveness gap": historical background and current conceptualization. *Value in Health* 2016; 19(1): 75–81.

83. Palanca A, Ampudia-Blasco FJ, Calderón JM, et al. Real-world evaluation of GLP-1 receptor agonist therapy persistence, adherence and therapeutic inertia among obese adults with type 2 diabetes. *Diabetes therapy* 2023; 14(4): 723–736.

84. Lassen MC, Johansen ND, Modin D, et al. Adherence to glucagon-like peptide-1 receptor agonist treatment in type 2 diabetes mellitus: a nationwide registry study. *Diabetes, Obesity and Metabolism* 2024; 26(11): 5239–5250.

85. Weiss T, Carr RD, Pal S, et al. Real-world adherence and discontinuation of glucagon-like peptide-1 receptor agonists therapy in type 2 diabetes mellitus patients in the United States. *Patient preference and adherence* 2020: 2337–2345.

86. Kassem S, Khalaila B, Stein N, Saliba W, Zaina A. Efficacy, adherence and persistence of various glucagon-like peptide-1 agonists: nationwide real-life data. *Diabetes, Obesity and Metabolism* 2024; 26(10): 4646–4652.

87. Sikirica MV, Martin AA, Wood R, Leith A, Piercy J, Higgins V. Reasons for discontinuation of GLP1 receptor agonists: data from a real-world cross-sectional survey of physicians and their patients with type 2 diabetes. *Diabetes, metabolic syndrome and obesity: targets and therapy* 2017: 403–412.

88. Lim CE, Pasternak B, Eliasson B, Ueda P. Treatment discontinuation among users of GLP-1 receptor agonists and SGLT2 inhibitors in a national population of individuals with type 2 diabetes. *Diabetologia* 2025; 68(1): 1–16.

89. Metcalfe RK, Vuong Q, Yan R, et al. Treatment switching in evidence synthesis in oncology: A systematic review of current meta-analytical practices. *In press, Research Synthesis Methods* 2026.

90. Guideline on clinical investigation of medicinal products in the treatment or prevention of diabetes mellitus. https://www.ema.europa.eu/en/documents/scientific-guideline/guideline-clinical-investigation-medicinal-products-treatment-or-prevention-diabetes-mellitus-revision-2_en.pdf; 2023. Accessed: 30-07-2025.

91. Joint HTAb-regulatory perspectives on understanding evidence challenges, managing uncertainties and exploring potential solutions. https://www.ema.europa.eu/en/documents/other/joint-htab-regulatory-perspectives-understanding-evidence-challenges-managing-uncertainties-exploring-potential-solutions_en.pdf; 2025. Accessed: 15-09-2025.

92. Bujkiewicz S, Jackson D, Thompson JR, et al. Bivariate network meta-analysis for surrogate endpoint evaluation. *Statistics in medicine* 2019; 38(18): 3322–3341.

93. Riley RD, Dias S, Donegan S, et al. Using individual participant data to improve network meta-analysis projects. *BMJ evidence-based medicine* 2023; 28(3): 197–203.

94. Modi ND, Kichenadasse G, Hoffmann TC, et al. A 10-year update to the principles for clinical trial data sharing by pharmaceutical companies: perspectives based on a decade of literature and policies. *BMC medicine* 2023; 21(1): 1–19.

95. Pedder H, Dias S, Bennetts M, Boucher M, Welton NJ. Modelling time-course relationships with multiple treatments: Model-based network meta-analysis for continuous summary outcomes. *Research synthesis methods* 2019; 10(2): 267–286.

96. Pedder H, Boucher M, Dias S, Bennetts M, Welton NJ. Performance of model-based network meta-analysis (MBNMA) of time-course relationships: a simulation study. *Research Synthesis Methods* 2020; 11(5): 678–697.

97. Unkel S, Amiri M, Benda N, et al. On estimands and the analysis of adverse events in the presence of varying follow-up times within the benefit assessment of therapies. *Pharmaceutical Statistics* 2019; 18(2): 166–183.

98. Pratley RE, Aroda VR, Catarig AM, et al. Impact of patient characteristics on efficacy and safety of once-weekly semaglutide versus dulaglutide: SUSTAIN 7 post hoc analyses. *BMJ open* 2020; 10(11): e037883.

99. Phillippo D, Ades T, Dias S, Palmer S, Abrams KR, Welton N. NICE DSU technical support document 18: methods for population-adjusted indirect comparisons in submissions to NICE. 2016.

100. DerSimonian R, Kacker R. Random-effects model for meta-analysis of clinical trials: an update. *Contemporary clinical trials* 2007; 28(2): 105–114.

101. Stijnen T, Hamza TH, Özdemir P. Random effects meta-analysis of event outcome in the framework of the generalized linear mixed model with applications in sparse data. *Statistics in medicine* 2010; 29(29): 3046–3067.

102. Dahabreh IJ, Petito LC, Robertson SE, Hernán MA, Steingrimsson JA. Towards causally interpretable meta-analysis: transporting inferences from multiple randomized trials to a new target population. *Epidemiology (Cambridge, Mass.)* 2020; 31(3): 334.

103. Hasegawa T, Claggett B, Tian L, Solomon SD, Pfeffer MA, Wei LJ. The myth of making inferences for an overall treatment efficacy with data from multiple comparative studies via meta-analysis. *Statistics in Biosciences* 2017; 9(1): 284–297.

104. Higgins JP, Thompson SG, Spiegelhalter DJ. A re-evaluation of random-effects meta-analysis. *Journal of the Royal Statistical Society Series A: Statistics in Society* 2009; 172(1): 137–159.

105. Phillippo DM, Dias S, Ades A, et al. Multilevel network meta-regression for population-adjusted treatment comparisons. *Journal of the Royal Statistical Society: Series A (Statistics in Society)* 2020; 183(3): 1189–1210.

106. Phillippo DM, Dias S, Ades A, Welton NJ. Assessing the performance of population adjustment methods for anchored indirect comparisons: A simulation study. *Statistics in Medicine* 2020; 39(30): 4885–4911.

107. Phillippo DM, Dias S, Ades A, et al. Validating the assumptions of population adjustment: application of multilevel network meta-regression to a network of treatments for plaque psoriasis. *Medical Decision Making* 2023; 43(1): 53–67.

108. Han L, Hou J, Cho K, Duan R, Cai T. Federated adaptive causal estimation (face) of target treatment effects. *In press, Journal of the American Statistical Association* 2025: 1–14.

109. Remiro-Azócar A, Phillippo DM, Welton NJ, et al. Marginal and conditional summary measures: transportability and compatibility across studies. *arXiv preprint arXiv:2507.21925* 2025.

110. Daniel R, Zhang J, Farewell D. Making apples from oranges: Comparing noncollapsible effect estimators and their standard errors after adjustment for different covariate sets. *Biometrical Journal* 2021; 63(3): 528–557.

111. Remiro-Azócar A. Transportability of model-based estimands in evidence synthesis. *Statistics in Medicine* 2024; 43(22): 4217–4249.

112. Phillippo DM, Remiro-Azócar A, Heath A, et al. Effect modification and non-collapsibility together may lead to conflicting treatment decisions: A review of marginal and conditional estimands and recommendations for decision-making. *Research Synthesis Methods* 2025: 1–27. doi: 10.1017/rsm.2025.2

113. Russek-Cohen E. Discussion of “target estimands for population-adjusted indirect comparisons” by Antonio Remiro-Azocar. *Statistics in medicine* 2022; 41(28): 5573–5576.

114. Cope S, Zhang J, Saletan S, Smiechowski B, Jansen JP, Schmid P. A process for assessing the feasibility of a network meta-analysis: a case study of everolimus in combination with hormonal therapy versus chemotherapy for advanced breast cancer. *BMC medicine* 2014; 12(1): 93.

115. Schiel A. Commentary on" Target estimands for population-adjusted indirect comparisons".. *Statistics in medicine* 2022; 41(28): 5570–5572.

116. Greenhouse JB, Kaizar EE, Kelleher K, Seltman H, Gardner W. Generalizing from clinical trial data: a case study. The risk of suicidality among pediatric antidepressant users. *Statistics in medicine* 2008; 27(11): 1801–1813.

117. Rothwell PM. Factors that can affect the external validity of randomised controlled trials. *PLoS clinical trials* 2006; 1(1): e9.