arXiv:2505.21034v1 [cs.LG] 27 May 2025

LLaMEA-BO: A Large Language Model Evolutionary Algorithm for Automatically Generating Bayesian Optimization Algorithms

Wenhu Li, Niki van Stein, Thomas Bäck, and Elena Raponi
Leiden Institute of Advanced Computer Science
Leiden University
Leiden, The Netherlands
w.li.12@umail.leidenuniv.nl

Abstract

Bayesian optimization (BO) is a powerful class of algorithms for optimizing expensive black-box functions, but designing effective BO algorithms remains a manual, expertise-driven task. Recent advancements in Large Language Models (LLMs) have opened new avenues for automating scientific discovery, including the automatic design of optimization algorithms. While prior work has used LLMs within optimization loops or to generate non-BO algorithms, we tackle a new challenge: Using LLMs to automatically generate full BO algorithm code. Our framework uses an evolution strategy to guide an LLM in generating Python code that preserves the key components of BO algorithms: An initial design, a surrogate model, and an acquisition function. The LLM is prompted to produce multiple candidate algorithms, which are evaluated on the established Black-Box Optimization Benchmarking (BBOB) test suite from the COmparing Continuous Optimizers (COCO) platform. Based on their performance, top candidates are selected, combined, and mutated via controlled prompt variations, enabling iterative refinement. Despite no additional fine-tuning, the LLM-generated algorithms outperform state-of-the-art BO baselines in 19 (out of 24) BBOB functions in dimension 5 and generalize well to higher dimensions, and different tasks (from the Bayesmark framework). This work demonstrates that LLMs can serve as algorithmic co-designers, offering a new paradigm for automating BO development and accelerating the discovery of novel algorithmic combinations. The source code is provided at `https://github.com/Ewendawi/LLaMEA-BO`.

1 Introduction

Bayesian optimization (BO) [Frazier, 2018, Garnett, 2023] is a widely used optimization framework for optimizing expensive black-box functions, i.e., functions that lack an analytical form and for which derivative information is unavailable. To do this, BO iteratively selects high-utility points using a surrogate model—commonly a Gaussian process (GP) under continuous settings—and an acquisition function to efficiently explore and exploit the search space. Over the past decades, BO has become one of the most actively researched and widely applied frameworks for tackling optimization problems with expensive evaluations, particularly for applications in machine learning [Snoek et al., 2012, Turner et al., 2021] and algorithm selection and configuration [Lindauer et al., 2022]. Here, tuning hyperparameters of models like neural networks, optimization algorithms, or ensemble methods often involves expensive training and validation procedures, which can be prohibitively slow or computationally expensive. As a result, BO has emerged as the de facto standard for hyperparameter

Preprint. Under review.

optimization [Feurer and Hutter, 2019], and has also found applications in areas such as experimental design, automated machine learning, simulation-based optimization, and control.

The success of BO in these domains has brought many methodological advances, including the development of new acquisition functions [Frazier et al., 2009, Wang et al., 2017, De Ath et al., 2021, Hvarfner et al., 2022, 2023], surrogate models beyond GPs [Breiman, 2001, Geurts et al., 2006, Jiang et al., 2020, van Hoof and Vanschoren, 2021], handling of constraints [Gardner et al., 2014, Hernández-Lobato et al., 2016, Ungredda and Branke, 2021, Eriksson and Poloczek, 2021], scalability to high-dimensional problems [Eriksson et al., 2020, Eriksson and Jankowiak, 2021, Ziomek and Bou-Ammar, 2023, Santoni et al., 2023, Papenmeier et al., 2023], and integration with parallel and asynchronous evaluation [González et al., 2015, Alvi et al., 2019, Marmin et al., 2019]. Yet, designing effective BO algorithms still remains an intensive process relying on domain-expert knowledge to select and tune main components such as the initial design scheme, the choice of a surrogate model, or an acquisition strategy to determine what parameter configurations are convenient to evaluate.

This highly modular framework characterizing BO makes it a perfect candidate for automatic algorithm design and the recent advances in large language models (LLMs) offer a new lens through which that can be done. LLMs have shown remarkable abilities in zero-shot code generation, few-shot reasoning, and even synthesizing novel scientific pipelines. Building on this trend, in this work we explore whether LLMs can autonomously generate complete and functioning BO algorithms in code, moving beyond the usage of LLMs to assist in single components of the modular framework [Ramos et al., 2023, Yin et al., 2024, Yao et al., 2024].

Our contribution. Our approach builds on the Large-Language-Model Evolutionary Algorithm (LLaMEA) framework introduced by Stein and Bäck [2025], which treats LLMs as algorithmic generators in a closed-loop generate–evaluate–improve cycle. While the original LLaMEA uses a $(1+1)$ evolution strategy (ES) [Schwefel, 1993] to optimize LLM-generated code for metaheuristics, we present a new variant that adapts this idea to the domain of BO. Our primary contributions are:

- We propose **LLaMEA-BO**, which utilizes multiple ES variants and introduces BO-specific prompt structures along with dedicated crossover and mutation operators to evolve increasingly effective algorithms.
- We **validate** the quality of the best BO algorithms generated by LLaMEA-BO through **extensive benchmarking** against state-of-the-art BO baselines on the BBOB test suite from the COCO platform, testing their generalization capabilities across multiple dimensions, functions, and instances, and further assess robustness on unseen tasks using the Bayesmark framework.
- We provide the code of the best generated algorithm and analyze its performance through **extensive ablation studies** on its hyperparameters.

! *LLaMEA-BO is **the first** LLM-driven framework to automatically evolve **complete** BO algorithms which are **outperforming** current state-of-the-art BO baselines.*

2 Related Work

LLMs for Code Generation. LLMs are increasingly employed as *generative engines* that write and iteratively refine source code, enabling the automated discovery of optimization heuristics or the fine-tuning of existing algorithms [Pluhacek et al., 2024, Liu et al., 2024a]. A prototypical workflow for the discovery of new (meta)heuristics couples an LLM with a search strategy that evaluates each candidate on a downstream task and feeds performance signals back to the model. Notable instances include *FunSearch*, which explores program space for combinatorial problems such as the cap-set and bin-packing tasks [Romera-Paredes et al., 2024]; AEL, which evolves code snippets via LLM-mediated crossover and mutation [Liu et al., 2023]; and *Evolution of Heuristics* (EoH), where every program is a population member that is mutated by the LLM [Fei et al., 2024]. While these approaches yield promising results on small TSP instances, scalability to harder or continuous problems remains limited.

Zhang et al. [2024] systematically benchmarked LLM-centred evolutionary program search (EPS) methods and confirmed that a dedicated search component is essential as stand-alone prompting is

rarely competitive. Their study also highlighted pronounced variance across LLM back-ends and problem domains.

The LLaMEA framework [Stein and Bäck, 2025, van Stein et al., 2025] extends this line of work to continuous black-box optimisation: an LLM generates complete Python classes, including stateful components, that are evaluated with IOHEXPERIMENTER [de Nobel et al., 2024]. Selection, mutation prompts, and automatic error handling close the loop, allowing the discovery of metaheuristics that outperform state-of-the-art optimization algorithms such as CMA-ES and Differential Evolution on the BBOB testbed [Hansen et al., 2009].

Bayesian Optimization Bayesian Optimization (BO) [Garnett, 2023] is a model-based approach for sample-efficient optimization of expensive black-box functions, where each evaluation is costly. In continuous domains, a Gaussian Process (GP) is commonly used to model the unknown objective, encoding prior assumptions about smoothness and variability. The procedure typically starts with an initial set of evaluated points—commonly referred to as a Design of Experiments [Forrester et al., 2008]—which are selected through random sampling or space-filling methods. Once this initial data is gathered, the GP is conditioned on the observations to produce a posterior distribution. This posterior not only estimates the objective function but also quantifies uncertainty across the search space. An acquisition function (AF) then guides the selection of the next evaluation point by balancing two competing goals: exploring uncertain regions and exploiting areas likely to yield high values. This cycle of modeling, selection, and evaluation is repeated iteratively until the allocated budget is used up or a satisfactory solution is found.

LLMs in Bayesian Optimization Recent works have explored the use of LLMs in BO. Ramos et al. [2023] proposed a zero-shot BO method using LLMs that predict catalyst properties directly from natural language synthesis descriptions, enabling molecule design without the need for model training or feature engineering. The authors use LLMs as in-context surrogate regressor that predicts catalyst properties from natural language synthesis procedures, also deriving mean and uncertainty to allow for the definition of an acquisition function. Yin et al. [2024] proposed the ADO-LLM framework, which integrates LLMs with BO to address the complex multi-objective optimization challenges inherent in analog circuit sizing. They use LLMs for both the zero-shot initialization phase to suggest viable design points and the generation of new candidate solutions in the acquisition phase via in-context learning. Yao et al. [2024] introduced a novel framework that integrates LLMs with evolutionary computation to automatically design cost-aware acquisition functions through iterative crossover and mutation in the algorithmic space (an acquisition function is defined by its algorithm description and code block implementation). All the preceding examples use LLMs to improve specific components of the BO pipeline: improving initial sampling, serving as surrogate models, informing the acquisition function, or a combination of these. It is with the most recent work by Liu et al. [2024b] that LLMs are used in all phases of a the modular BO framework (framed in natural language), proving to improve the effectiveness of the algorithm compared to established algorithms, especially in the early stages of the search when observations are sparse.

Despite recent advances, LLMs have not yet been used to generate complete Python implementations of Bayesian optimization (BO) algorithms, as LLaMEA [Stein and Bäck, 2025] does for evolutionary algorithms. We address this gap by introducing LLaMEA-BO, an extension of LLaMEA that generates full BO algorithms by prompting an LLM to produce implementations that include all the essential components of a BO pipeline: initialization, surrogate modeling, acquisition function optimization, and candidate evaluation.

3 LLaMEA-BO

The Large-Language-Model Evolutionary Algorithm (LLaMEA) [Stein and Bäck, 2025] is an automated *generate–evaluate–improve* loop in which an LLM proposes the source code of a candidate optimization algorithm, that code is compiled and benchmarked, and the performance signal (plus any error information) is fed back into the next prompt. The original LLaMEA runs a minimalist $(1+1)$ evolution strategy—one parent and one child per iteration—which keeps LLM-query cost low and progress interpretable.

The Bayesian-optimisation flavour introduced here, **LLaMEA-BO**, preserves the same evolution-through-prompting philosophy but extends it to a **population-based** algorithm with dedi-

cated crossover operators tailored to BO. Algorithm 1 gives an overview of the methodology; the remainder of this section details the methodological differences with the original approach.

Algorithm 1 LLaMEA-BO

Input:
T: Total number of iterations, μ: Size of parent population
λ: Size of offspring population, p_{cr}: Crossover rate
top_k: Top-k parameter for LLM, $temperature$: Temperature parameter for LLM
$isElitism$: Boolean indicating whether to use elitism or not.

$t \leftarrow 0$, $P_t \leftarrow \emptyset$
▷ *Initialization Phase*
while $t < \mu$ **do**
  $prompt \leftarrow$ getInitialPrompt(P_t)
  $solution \leftarrow$ LLM$(prompt, top_k, temperature)$
  $result \leftarrow$ Evaluate$(solution)$, $t \leftarrow t + 1$
  $P_t \leftarrow P_t \cup (solution, result)$
▷ *Evolutionary Loop*
while $t < T$ **do**
  $prompts \leftarrow$ getPrompts$(P_t, \min(\lambda, T - t), p_{cr})$
  $solutions \leftarrow$ LLM$(prompts, top_k, temperature)$
  $results \leftarrow$ Evaluate$(solutions)$
  if $isElitism$ **then**
    $P_t \leftarrow$ Select$(P_t \cup solutions, results)$ ▷ Elitist Selection
  else
    $P_t \leftarrow$ Select$(solutions, results)$ ▷ Non-Elitist Selection
  $t \leftarrow t + |P_t|$

function GETPROMPTS(P, $size$, p_{cr})
  $sortedP \leftarrow$ sort(P) ▷ Sort population by fitness
  $Pa_{cr} \leftarrow$ comb$(sortedP)$ ▷ Create combinations for crossover
  $Pa_{\mu} \leftarrow sortedP$
  $prompts \leftarrow \emptyset$
  for $i \leftarrow 0$ **to** $size - 1$ **do**
    if rand() $< p_{cr}$ **then**
      $parents \leftarrow$ dequeue(Pa_{cr}) ▷ Perform crossover
    else
      $parents \leftarrow$ dequeue(Pa_{μ}) ▷ Perform mutation
    $prompts \leftarrow prompts \cup$ generatePrompt$(P, parents)$
    if $|Pa_{cr}| = 0$ **then**
      $Pa_{cr} \leftarrow$ comb$(sortedP)$
    if $|Pa_{\mu}| = 0$ **then**
      $Pa_{\mu} \leftarrow sortedP$
  return $prompts$

3.1 Task Prompt and BO-specific Template

Each call to the LLM starts with a *task prompt* S that **(1)** declares the model's **role**: "design a novel and efficient Bayesian optimization algorithm"; **(2)** embeds a **working template** that already contains the canonical BO elements such as; initial design, surrogate, acquisition function, and outer optimization loop; and **(3)** demands a `Python` **class** whose `__call__(self, f, budget)` method returns the incumbent $x^{\star}$.

The complete template and all prompts are available in our open source repository Anonymous [2025a], raw logs and experiment data are available in our Zenodo repository Anonymous [2025b].

Difference to earlier variants. Vanilla LLaMEA provided only a random-search skeleton with minimal code instructions. LLaMEA-BO instead ships a *fully fledged* but *generic* BO loop, steering the LLM toward innovations in kernels, trust-region logic, or acquisition scheduling instead of re-implementing boiler-plate code; this reduces syntax errors and accelerates convergence. Early experiments with vanilla LLaMEA to produce working BO algorithms (without the BO specific code template) did not perform at all. Another notable difference is that the initial population is generated with diversity in mind by asking the LLM to generate something different from what has been generated so far using the below prompting template.

Diversity Initialization Prompt

You are a highly skilled computer scientist in the field of natural computing. Your task is to design novel metaheuristic algorithms to solve black box optimization problems.
<*task prompt*>
n algorithms have been designed. The new algorithm should be as **diverse** as possible from the previous ones on every aspect.
If errors from the previous algorithms are provided, analyze them. The new algorithm should be designed to avoid these errors.
<*list of* n *algorithms*>
<*code format example (Appendix B)*>
<*output format specification*>

3.2 Evaluation

Evaluation during the evolutionary loop. Following the protocol of LLAMEA [Stein and Bäck, 2025], we measure performance of all generated algorithms with the *anytime* **Area Over the Convergence Curve** ($AOCC$) on a subset of 10 of the 24 noiseless functions of COCO's BBOB suite Hansen et al. [2021]. The only substantive change is the much *tighter evaluation budget* of $B = 20 \times d$ function evaluations ($d = 5$ in our study for discovering algorithms, hence $B = 100$), which is common in BO benchmarks and stresses rapid convergence and exploitation of the surrogate model. We choose a subset of 10 functions—function ids $2, 4, 6, 8, 12, 14, 15, 18, 21$ and 23 (two functions per high-level function class) to be precise—as this lowers the computational time required while it maintains a large variety in function landscapes. In addition, we exclude some BBOB functions as they have known biases in the locations of optima (around the center) which can bias the generated algorithms [Long et al., 2023]. Formal definitions of the AOCC performance metric and details about how we aggregate across settings are available in Appendix A.1.

Evaluation of final algorithms. We benchmark the top generated BO algorithms on the full set of 24 test functions of BBOB using 3 different test instances per function and 5 random seeds. In this evaluation step we also test for generalization beyond the initial $5d$ setting to higher dimensions, up to $40d$. Under these settings, we measure algorithm performance in terms of *loss*, defined as $\min_{h \in \mathcal{H}_t} |f(h) - f^*_{\min}|$, where $\mathcal{H}_t$ denotes the points chosen up to trial t, and $f^*_{\min}$ represents the global minimum, available for the BBOB functions. In addition, we benchmark the BO algorithms on 25 tasks extracted from *Bayesmark* [Uber, 2025], a benchmark framework to designed to compare BO methods on real machine learning tasks. On Bayesmark, a task is a dataset-ML model pair and we measure performance based on the task metric, accuracy for classification tasks, and MSE for regression tasks. Also, in line with the empirical analysis performed in [Liu et al., 2024b], we assess the performance of the generated BO algorithms on 3 additional synthetic datasets generated from complex multimodal functions: Rosenbrock, Grienwank and KTablet [Watanabe, 2023a]. These tasks where selected to assess the generalization capabilities of the algorithms generated by LLaMEA-BO to test beds that are not used for in-loop evaluation during automatic algorithm design. On Bayesmark, we measure algorithm performance in terms of *normalized regret* [Liu et al., 2024b], defined as $\min_{h \in \mathcal{H}_t} (f(h) - s^*_{\min}) \,/\, (s^*_{\max} - s^*_{\min})$, where $s^*_{\min}, s^*_{\max}$ represent the best and worst scores, measured by accuracy for classification tasks and mean squared error (MSE) for regression tasks.

3.3 Variation Operators and Population-based Selection

We keep a *population* P_t of size μ and generate λ offspring per generation. The crossover, mutation and selection procedure is highlighted in Algorithm 1 as it is significantly different from vanilla LLaMEA.

Mutation. Mutation follows vanilla LLaMEA: a single-parent prompt appends the parent's source code, its score, and an instruction to improve the selected algorithm.

> **Mutation Prompt**
>
> The selected solution to update is: <*parent* a>
> Refine the strategy of the selected solution to improve it.

Crossover. Because BO implementations are typically concise (< 250 lines of code) and highly *composable*, meaningful crossover becomes effective once we work with a population. At every generation:

1. Sort P_t by AOCC and keep the top $\lceil \mu/2 \rceil$ as the *mating pool*.
2. Walk through the cyclic parent list $(a_1, a_2), (a_1, a_3), \ldots, (a_{k-1}, a_k)$ in the mating pool, first paring the best with all other solutions, then the second best and so on, and for each pair issue a **two-parent prompt**:

   > **Crossover Prompt**
   >
   > The selected solutions to update are: <*parent* a_i> <*parent* a_j>
   > Combine the selected solutions to create a new solution. Then refine the strategy of the new solution to improve it. If the errors from the previous algorithms are provided, analyze them. The new algorithm should be designed to avoid these errors.

3. Based on the crossover rate p_{cr}, the LLM returns λ_c crossover children and $\lambda_m = \lambda - \lambda_c$ offspring are produced by mutation.

Selection. After evaluation we apply either (i) *comma-selection* (λ, μ): choose the best μ offspring from λ offspring, discarding all μ parents (explorative), or (ii) *plus-selection* ($\mu + \lambda$): pick the best μ from the μ parents *and* λ offspring (elitist). The mode is controlled by an `isElitism` flag (Algorithm 1). Ties are broken in favour of the algorithm with fewer lines of code, thus promoting parsimonious designs.

4 Experimental Setup

We conduct experiments to validate the proposed LLaMEA-BO algorithm, benchmark the top-performing generated BO variants, and assess the impact of key hyperparameters through extensive ablation studies (see Appendix C for the ablations). Our core LLM is *gemini-2.0-flash*, selected for its strong performance in prior tests and free API availability in many countries, which supports reproducibility. As LLM parameters, we use a *temperature* of 0.5 and *Top-k* sampling of 60; Appendix C.2 provides ablations supporting these choices.

4.1 Experimental Setup for the LLaMEA-BO Search

We first evaluate the core LLaMEA-BO framework itself. Every experiment starts from a *parent* population that the LLM extends generation-by-generation by proposing Python source code candidate slutions for new BO algorithms; each proposed solution is executed and scored in the loop. The search is configured as a $(\mu +/, \lambda)$ evolution strategy (ES) with three different settings (that are common in ES literature): Elitist $(1+1)$–ES, elitist $(4+16)$–ES, and non-elitist $(8, 16)$–ES.

Search budget and repetitions. One *search budget unit* equals the generation and evaluation of one candidate algorithm. Each independent run is limited to 100 such units and stops when either the budget or a runtime limit of 30 min is reached. For every ES setting we perform 5 independent runs.

Benchmark and fitness. Every candidate algorithm is evaluated according to the procedure explained in Section 3.2, using IOH experimenter [de Nobel et al., 2024] on the 10 BBOB functions #{2,4,6,8,12,14,15,18,21,23} in dimension $d = 5$. Candidate evaluations that raise an exception receive an evaluation score (AOCC) of 0.

4.2 Experimental Setup for Validation

To validate the generalization of the generated BO algorithms we benchmark the top 3 generated BO algorithms on two large benchmark suites: BBOB and *BayesMark*, to which 3 additional synthetic datasets generated from multimodal functions are added, in line with the empirical evaluation in [Liu et al., 2024b]. This gives a total of 24 analytical test functions from BBOB (for each function we run 5 independent repetitions on 3 different instances $\{4, 5, 6\}$) and 40 machine learning tasks from the extended Bayesmark suite. For BBOB, we consider dimensions $d \in \{5, 10, 20, 40\}$ and compare performance based on convergence curves over a total evaluation budget of $10d + 50$. For the extended Bayesmark, we consider both regression and classification tasks ranging from $d = 2$ to $d = 6$, on a total evaluation budget equal to 30, constant across tasks. The state-of-the-art baselines we compare our generated algorithms to are the Covariance Matrix Adaptation Evolution Strategy (CMA-ES) [Hansen, 2023], and the well-established BO approaches Heteroscedastic and Evolutionary Bayesian Optimization (HEBO) [Cowen-Rivers et al., 2022], Trust-Region Bayesian Optimization (TuRBO1) [Eriksson et al., 2020], and the `BoTorch` implementation of Vanilla BO [Balandat et al., 2020]. On BayesMark, we also compare to LLAMBO [Liu et al., 2024b]; for this method, we did not re-run experiments but instead relied on the results provided in the authors' public GitHub repository [Liu, 2025]. As a consequence, we limit our empirical analysis to a constant total budget of 30 function calls, regardless of the dimensionality of the problem. Further details about the experimental procedures can be found in Appendix A.

5 Results and Discussion

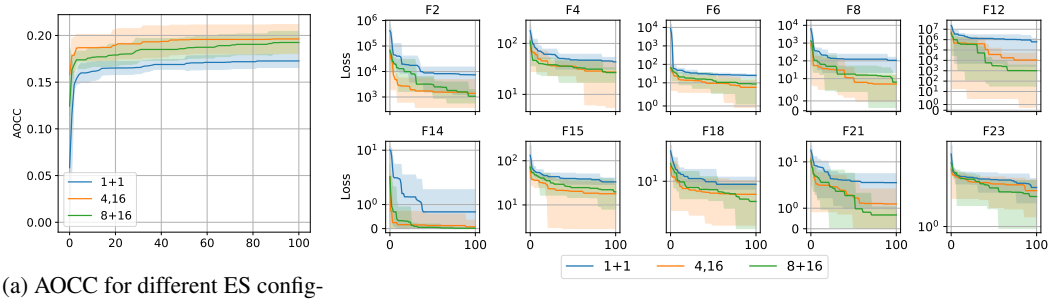

(a) AOCC for different ES configurations.

(b) Loss of best generated algorithm at each evaluation of LLaMEA-BO.

Figure 1: LLaMEA-BO's performance on selected BBOB functions in terms of AOCC and generated algorithm loss over time. Shaded areas denote the standard error.

Analysis of LLaMEA-BO performance. In Figure 1, we evaluate the effectiveness of LLaMEA-BO using different evolution strategy (ES) configurations, focusing on two metrics: aggregate optimization performance via AOCC (as defined in Equation (1)) and per-function convergence behavior. Figure 1a reports the AOCC for three ES variants, aggregating results over a representative subset of 10 BBOB functions: the baseline $(1 + 1)$ strategy, and two population-based configurations $(4, 16)$ and $(8{+}16)$. We observe that increasing population size improves AOCC, indicating that larger populations and a *comma strategy* enable more effective exploration of the algorithm design space due to the less conservative evolutionary approach. Figure 1b tracks the loss of the best generated algorithm over time on the single functions. Consistently with Figure 1a, the ES configurations with highest population sizes, especially the $(4, 16)$ strategy, lead to more rapid and consistent reductions in loss compared to the $(1+1)$ baseline. In particular, the $(1+1)$ strategy consistently underperforms compared to the other configurations. This is primarily due to its limited ability to recover from poor generations: when an invalid algorithm is proposed, it receives an AOCC score of zero, and with no population diversity or crossover to guide recovery, such failures often stall progress. In contrast,

Table 1: Average Area Over Convergence Curve over all 24 BBOB functions, 3 instances and 5 random seeds. **Boldface** indicates the best value per dimension setting, underlined text indicated statistical significance using a Paired T-test with $\alpha = 0.05$ of the best generated BO algorithm versus the best BO baseline. Algorithms are split in two groups: the ones generated by LLaMEA-BO on the left, the state-of-the-art baselines on the right.

Dim	ARM	ATRBO	TREvol	TROpt	TRPareto	CMAES	HEBO	TuRBO1	Vanilla
5	0.2264	**0.2464**	0.2304	0.2401	0.1899	0.1659	0.2241	0.2041	0.1581
10	0.4083	**0.4257**	0.4197	0.4043	0.3922	0.3673	0.4146	0.3961	0.3680
20	0.3758	0.3958	**0.3980**	0.3714	0.3688	0.3497	0.3928	0.3685	0.3483
40	0.3586	0.3649	**0.3781**	0.3455	0.3453	0.3346	0.3716	0.3450	0.3328

larger ES configurations can simultaneously explore multiple candidates, making it more likely that at least one viable algorithm emerges and propagates over the search.

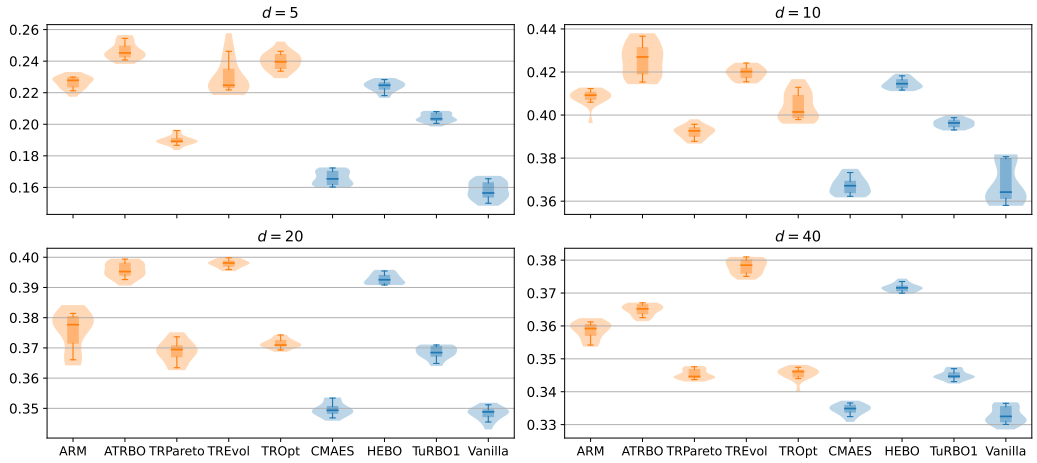

Figure 2: Best algorithm evaluation based on AOCC: Violin plots aggregating over 24 functions, 3 instances, 5 runs.

Evaluation of best generated algorithms on full BBOB. To validate our proposed framework, we assess the extent to which the best generated algorithms generalize beyond the evaluations conducted during the optimization loop. Figure 2 presents the performance of the best BO algorithms generated by LLaMEA-BO in terms of average AOCC, evaluated on the full BBOB suite and aggregated over 24 functions, 3 instances, and 5 independent runs per setting. Each subplot corresponds to a different problem dimensionality $d \in \{5, 10, 20, 40\}$, and compares LLaMEA-generated algorithms (orange) to the established state-of-the-art baselines CMA-ES, HEBO, TuRBO1, and VanillaBO (blue). Across all dimensions, LLaMEA-BO generates several algorithm configurations that match or exceed the performance of state-of-the-art baselines. Among the generated algorithms, ATRBO performs best in lower dimensions (5 and 10), while TREvol leads in higher dimensions (20 and 40). Interestingly, both algorithms incorporate trust-region mechanisms (pseudocode is provided in Appendix H.1). The consistent superiority of these methods across dimensions, as further supported by the results in Table 1, indicates strong generalization capabilities and suggests that the algorithms do not overfit to the specific problem settings used in the generation phase. In particular, we notice that, despite being second-best during the code generation phase in $d = 5$, TREvol consistently outperforms all compared state-of-the-art baselines (CMA-ES, HEBO, TuRBO1, and VanillaBO) across all dimensions. Complete convergence curves for each dimension are provided in Appendix F.1.

Robustness of the algorithms beyond BBOB: Analysis on Bayesmark. In line with the study by Liu et al. [2024b], Figure 3 shows the performance on a set of unseen hyperparameter tuning tasks (averaged across different datasets) on both public datasets from the Bayesmark test suite, and synthetic datasets, presented in Section 4.2. We observe that our direct competitor LLAMBO achieves a significantly better performance than our generated baselines in the DecisionTree and

RandomForest tasks, both on public and synthetic datasets. This is likely due to memorization of generally good hyperparameters for widely established and used ML models and benchmarks. LLaMEA-BO's algorithms demonstrate competitive performance on the other hyperparameter tuning (HPT) tasks, especially for models with smoother loss landscapes (the tree-based learners have mostly discrete hyper-parameters). Complete convergence curves for each HPT task are provided in Appendix F.2. These results confirm the robustness of the generated algorithms and suggest that LLaMEA-BO is capable of producing solutions that transfer effectively across domains without retraining or tuning. Convergence plots for the single task (model-dataset pair) are provided and discussed in Appendix F.

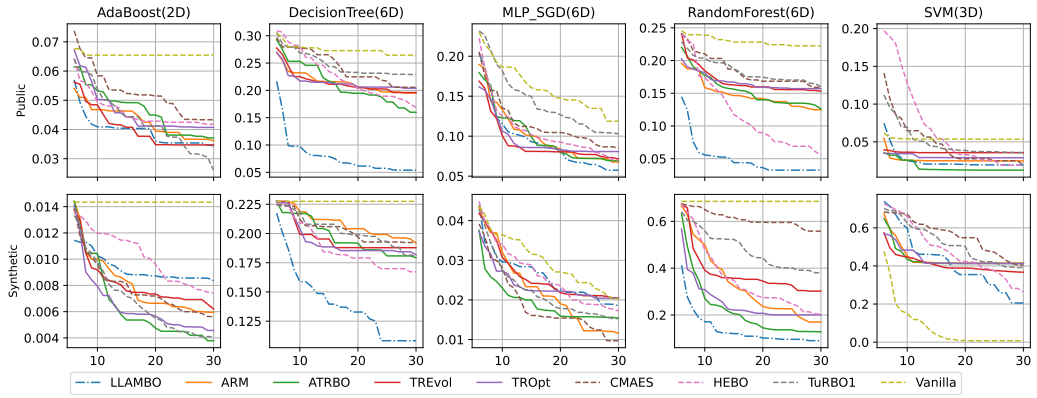

Figure 3: Hyperparameter tuning task results. Performance is reported in terms of regret and separately for Bayesmark public datasets (top row) and synthetic tasks (bottom row). Convergence curves are aggregated over 5 independent runs. Solid lines correspond to our generated algorithms. All algorithms are initialized from the same 5 samples, whose regret is not reported in the plots.

6 Conclusions

In this paper, we introduced LLaMEA-BO, an extension of the LLaMEA framework designed for the automatic generation of Bayesian optimization (BO) algorithms by evolving full algorithm code through LLM in-context prompting and performance-driven feedback. Specifically, the LLMs are guided by an evolution strategy with in-loop evaluation on a representative set of functions and instances from the BBOB benchmarking suite within the COCO environment.

Experiments on the BBOB suite show that the best LLaMEA-BO-generated algorithms consistently match or outperform state-of-the-art BO baselines across various functions, dimensions, and instances. These algorithms also generalize effectively to unseen settings and maintain strong performance on hyperparameter tuning tasks from the Bayesmark benchmark.

Despite the goal of our research is not to generate a specific BO algorithm with absolute transversal supremacy across different testing settings, LLaMEA-BO proved to be a robust algorithm generator for continuous optimization tasks, highlighting the potential of LLMs not only as code synthesizers but as powerful co-designers of BO optimization algorithms.

Limitations. While LLaMEA–BO achieves state-of-the-art performance on both BBOB and Bayesmark, several caveats remain. (i) Most high-performing discoveries are trust-region (TR) variants, hinting at an inductive bias introduced by the BO template and the short evaluation budget; other BO paradigms (e.g. information-theoretic or batch policies) are thus under-represented. (ii) All experiments rely on a single LLM backend (`gemini-2.0-flash`). Due to budget constraints experimenting with other LLMs was out of scope for this work. (iii) Because LLM sampling is inherently stochastic and downstream libraries evolve, exact reproducibility cannot be guaranteed; repeated runs may generate slightly different algorithms. To partly mitigate this limitation we open-source all raw logs and LLM queries from each experiment. (iv) The empirical study is limited to noiseless, continuous, single-objective tasks; mixed-integer, constrained, noisy, or multi-objective settings are left unexplored.

Outlook. These limitations suggest several natural extensions. (i) Diversifying prompts, variation operators, and fitness aggregation should encourage structural innovations beyond TR logic, while querying a portfolio of LLMs could enhance robustness. (ii) Because the generate–evaluate–improve loop is benchmark-agnostic, integrating mixed-integer, multi-objective, constrained, or noise-aware benchmarks requires only minor modifications.

References

A. Alvi, B. Ru, J.-P. Calliess, S. Roberts, and M. A. Osborne. Asynchronous Batch Bayesian Optimisation with Improved Local Penalisation. In *Proceedings of the 36th International Conference on Machine Learning*, pages 253–262. PMLR, May 2019.

Anonymous. Anonymized Repository - Anonymous GitHub. https://anonymous.4open.science/r/LLaMEA-BO-F008/README.md, 2025a.

Anonymous. Logs and raw results of llamea-bo, May 2025b. URL `https://doi.org/10.5281/zenodo.15384610`.

M. Balandat, B. Karrer, D. R. Jiang, S. Daulton, B. Letham, A. G. Wilson, and E. Bakshy. BoTorch: A Framework for Efficient Monte-Carlo Bayesian Optimization. In *Advances in Neural Information Processing Systems 33*, 2020. URL `http://arxiv.org/abs/1910.06403`.

L. Breiman. Random Forests. *Machine Learning*, 45(1):5–32, Oct. 2001. ISSN 1573-0565. doi: 10.1023/A:1010933404324.

A. I. Cowen-Rivers, W. Lyu, R. Tutunov, Z. Wang, A. Grosnit, R. R. Griffiths, A. M. Maraval, H. Jianye, J. Wang, J. Peters, and H. B. Ammar. HEBO Pushing The Limits of Sample-Efficient Hyperparameter Optimisation, May 2022.

G. De Ath, R. M. Everson, A. A. M. Rahat, and J. E. Fieldsend. Greed Is Good: Exploration and Exploitation Trade-offs in Bayesian Optimisation. *ACM Transactions on Evolutionary Learning and Optimization*, 1(1): 1–22, May 2021. ISSN 2688-299X, 2688-3007. doi: 10.1145/3425501.

J. de Nobel, F. Ye, D. Vermetten, H. Wang, C. Doerr, and T. Bäck. Iohexperimenter: Benchmarking platform for iterative optimization heuristics. *Evol. Comput.*, 32(3):205–210, 2024. doi: 10.1162/EVCO_A_00342. URL `https://doi.org/10.1162/evco_a_00342`.

D. Eriksson and M. Jankowiak. High-Dimensional Bayesian Optimization with Sparse Axis-Aligned Subspaces. *arXiv:2103.00349 [cs, stat]*, June 2021.

D. Eriksson and M. Poloczek. Scalable Constrained Bayesian Optimization, Feb. 2021.

D. Eriksson, M. Pearce, J. R. Gardner, R. Turner, and M. Poloczek. Scalable Global Optimization via Local Bayesian Optimization, Feb. 2020.

L. Fei, X. Tong, M. Yuan, X. Lin, F. Luo, Z. Wang, Z. Lu, and Q. Zhang. Evolution of heuristics: Towards efficient automatic algorithm design using large language model. In *International Conference on Machine Learning (ICML)*, 2024. URL `https://arxiv.org/abs/2401.02051`.

M. Feurer and F. Hutter. Hyperparameter Optimization. In F. Hutter, L. Kotthoff, and J. Vanschoren, editors, *Automated Machine Learning: Methods, Systems, Challenges*, pages 3–33. Springer International Publishing, Cham, 2019. ISBN 978-3-030-05318-5. doi: 10.1007/978-3-030-05318-5_1.

A. I. J. Forrester, A. Sóbester, and A. J. Keane. *Engineering Design via Surrogate Modelling - A Practical Guide*. John Wiley & Sons Ltd., 2008. ISBN 978-0-470-06068-1.

P. Frazier, W. Powell, and S. Dayanik. The Knowledge-Gradient Policy for Correlated Normal Beliefs. *INFORMS Journal on Computing*, 21(4):599–613, Nov. 2009. ISSN 1091-9856, 1526-5528. doi: 10.1287/ijoc.1080.0314.

P. I. Frazier. A Tutorial on Bayesian Optimization, July 2018.

J. Gardner, M. Kusner, Zhixiang, K. Weinberger, and J. Cunningham. Bayesian Optimization with Inequality Constraints. In *Proceedings of the 31st International Conference on Machine Learning*, pages 937–945. PMLR, June 2014.

R. Garnett. *Bayesian Optimization*. Cambridge University Press, 2023.

P. Geurts, D. Ernst, and L. Wehenkel. Extremely randomized trees. *Machine Learning*, 63(1):3–42, Apr. 2006. ISSN 1573-0565. doi: 10.1007/s10994-006-6226-1.

J. González, Z. Dai, P. Hennig, and N. D. Lawrence. Batch Bayesian Optimization via Local Penalization, Oct. 2015.

N. Hansen. The CMA Evolution Strategy: A Tutorial, Mar. 2023.

N. Hansen, S. Finck, R. Ros, and A. Auger. Real-parameter black-box optimization benchmarking 2009: Noiseless functions definitions. Technical Report RR6829, INRIA, 2009.

N. Hansen, A. Auger, R. Ros, O. Mersmann, T. Tusar, and D. Brockhoff. COCO: A platform for comparing continuous optimizers in a black-box setting. *Optimization Methods and Software*, 36:114–144, 2021. doi: https://doi.org/10.1080/10556788.2020.1808977.

J. M. Hernández-Lobato, M. A. Gelbart, R. P. Adams, M. W. Hoffman, and Z. Ghahramani. A General Framework for Constrained Bayesian Optimization using Information-based Search, Sept. 2016.

C. Hvarfner, D. Stoll, A. Souza, M. Lindauer, F. Hutter, and L. Nardi. πBO: AUGMENTING ACQUISITION FUNCTIONS WITH USER BELIEFS FOR BAYESIAN OPTIMIZATION. *arXiv preprint arXiv:2204.11051*, 2022.

C. Hvarfner, F. Hutter, and L. Nardi. Joint Entropy Search for Maximally-Informed Bayesian Optimization, Jan. 2023.

P. Jiang, Q. Zhou, and X. Shao. Ensembles of Surrogate Models. In P. Jiang, Q. Zhou, and X. Shao, editors, *Surrogate Model-Based Engineering Design and Optimization*, pages 35–53. Springer, Singapore, 2020. ISBN 9789811507311. doi: 10.1007/978-981-15-0731-1_3.

M. Lindauer, K. Eggensperger, M. Feurer, A. Biedenkapp, D. Deng, C. Benjamins, T. Ruhkopf, R. Sass, and F. Hutter. SMAC3: A versatile Bayesian optimization package for hyperparameter optimization. *J. Mach. Learn. Res.*, 23(1):54:2475–54:2483, Jan. 2022. ISSN 1532-4435.

F. Liu, X. Tong, M. Yuan, and Q. Zhang. Algorithm evolution using large language model. arXiv:2311.15249, 2023.

F. Liu, Y. Yao, P. Guo, Z. Yang, Z. Zhao, X. Lin, X. Tong, M. Yuan, Z. Lu, Z. Wang, and Q. Zhang. A systematic survey on large language models for algorithm design, 2024a. URL `https://arxiv.org/abs/2410.14716`.

T. Liu. Tennisonliu/LLAMBO, May 2025. MIT license.

T. Liu, N. Astorga, N. Seedat, and M. van der Schaar. Large Language Models to Enhance Bayesian Optimization, Mar. 2024b.

F. X. Long, D. Vermetten, B. van Stein, and A. V. Kononova. Bbob instance analysis: Landscape properties and algorithm performance across problem instances. In *International Conference on the Applications of Evolutionary Computation (Part of EvoStar)*, pages 380–395. Springer, 2023.

M. López-Ibáñez and T. Stützle. Automatically improving the anytime behaviour of optimisation algorithms. *European Journal of Operational Research*, 235(3):569–582, 2014.

S. Marmin, C. Chevalier, and D. Ginsbourger. Differentiating the multipoint Expected Improvement for optimal batch design, Sept. 2019.

L. Papenmeier, L. Nardi, and M. Poloczek. Increasing the Scope as You Learn: Adaptive Bayesian Optimization in Nested Subspaces, Apr. 2023.

M. Pluhacek, J. Kovac, A. Viktorin, P. Janku, T. Kadavy, and R. Senkerik. Using llm for automatic evolvement of metaheuristics from swarm algorithm soma. In *Proceedings of the Genetic and Evolutionary Computation Conference Companion*, GECCO '24 Companion, page 2018–2022, New York, NY, USA, 2024. Association for Computing Machinery. ISBN 9798400704956. doi: 10.1145/3638530.3664181. URL `https://doi.org/10.1145/3638530.3664181`.

M. C. Ramos, S. S. Michtavy, M. D. Porosoff, and A. D. White. Bayesian Optimization of Catalysts With In-context Learning, Apr. 2023.

B. Romera-Paredes, M. Barekatain, A. Novikov, M. Balog, M. P. Kumar, E. Dupont, F. J. Ruiz, J. S. Ellenberg, P. Wang, O. Fawzi, P. Kohli, and A. Fawzi. Mathematical discoveries from program search with large language models. *Nature*, 625:468–475, 01 2024.

M. L. Santoni, E. Raponi, R. De Leone, and C. Doerr. Comparison of High-Dimensional Bayesian Optimization Algorithms on BBOB, July 2023.

H.-P. P. Schwefel. *Evolution and Optimum Seeking: The Sixth Generation*. John Wiley & Sons, Inc., New York, NY, USA, 1993. ISBN 978-0-471-57148-3.

J. Snoek, H. Larochelle, and R. P. Adams. Practical Bayesian Optimization of Machine Learning Algorithms. In *Advances in Neural Information Processing Systems*, volume 25. Curran Associates, Inc., 2012.

N. v. Stein and T. Bäck. Llamea: A large language model evolutionary algorithm for automatically generating metaheuristics. *IEEE Transactions on Evolutionary Computation*, 29(2):331–345, 2025. doi: 10.1109/TEVC.2024.3497793.

R. Turner, D. Eriksson, M. McCourt, J. Kiili, E. Laaksonen, Z. Xu, and I. Guyon. Bayesian Optimization is Superior to Random Search for Machine Learning Hyperparameter Tuning: Analysis of the Black-Box Optimization Challenge 2020, Aug. 2021.

Uber. Uber/bayesmark. Uber Open Source, Apr. 2025. Apache-2.0 license.

J. Ungredda and J. Branke. Bayesian Optimisation for Constrained Problems, May 2021.

J. van Hoof and J. Vanschoren. Hyperboost: Hyperparameter Optimization by Gradient Boosting surrogate models, Jan. 2021.

N. van Stein, D. Vermetten, and T. Bäck. In-the-loop hyper-parameter optimization for llm-based automated design of heuristics. *ACM Trans. Evol. Learn. Optim.*, Apr. 2025. doi: 10.1145/3731567. URL `https://doi.org/10.1145/3731567`. Just Accepted.

H. Wang, B. van Stein, M. Emmerich, and T. Back. A new acquisition function for Bayesian optimization based on the moment-generating function. In *2017 IEEE International Conference on Systems, Man, and Cybernetics (SMC)*, pages 507–512, Oct. 2017. doi: 10.1109/SMC.2017.8122656.

S. Watanabe. Tree-Structured Parzen Estimator: Understanding Its Algorithm Components and Their Roles for Better Empirical Performance, May 2023a.

S. Watanabe. Tree-Structured Parzen Estimator: Understanding Its Algorithm Components and Their Roles for Better Empirical Performance, May 2023b.

Y. Yao, F. Liu, J. Cheng, and Q. Zhang. Evolve Cost-aware Acquisition Functions Using Large Language Models, June 2024.

Y. Yin, Y. Wang, B. Xu, and P. Li. ADO-LLM: Analog Design Bayesian Optimization with In-Context Learning of Large Language Models. In *Proceedings of the 43rd IEEE/ACM International Conference on Computer-Aided Design*, pages 1–9, Oct. 2024. doi: 10.1145/3676536.3676816.

R. Zhang, F. Liu, X. Lin, Z. Wang, Z. Lu, and Q. Zhang. Understanding the importance of evolutionary search in automated heuristic design with large language models. In *International Conference on Parallel Problem Solving from Nature*, pages 185–202. Springer, 2024.

J. Ziomek and H. Bou-Ammar. Are Random Decompositions all we need in High Dimensional Bayesian Optimisation?, May 2023.

A Further Experimental Details

This section documents additional details on the evaluation pipeline: Subsection A.1 formalises the *AOCC* score and its aggregation, while Subsection A.3 describes the sandbox that prevents untrusted code from hanging or leaking resources.

A.1 AOCC Performance Metric Definition

AOCC measures the area over the convergence curve, which is equivalent to the area under the log-scaled precision CDF, rewarding early progress yet capping pathological values via tight *lb*/*ub* bounds. Averaging over functions, instances and repeats yields a scalar fitness that is smooth and makes ranking between different algorithms based on a complete benchmark set possible.

AOCC definition. Let $\mathbf{y}_{a,f}$ be the sequence of *best-seen* objective values obtained by algorithm a on function instance f after each evaluation. Following [López-Ibáñez and Stützle, 2014], we log-scale the precision values and normalize them between the lower and upper bounds (we use $lb = 10^{-8}$ and $ub = 10^{4}$ for BBOB $5d$ and an increased upper bound of 10^{9} for $10, 20,$ and $40d$):

$$AOCC(\mathbf{y}_{a,f}) = \frac{1}{B}\sum_{i=1}^{B}\Big(1 - \frac{\min\big(\max(y_i, lb), ub\big) - lb}{ub - lb}\Big) \ , \tag{1}$$

where $y_i = \log\big(f(x_i) - f^{\star}\big)$ is the log-precision after the i-th evaluation and $f^{\star}$ is the global optimum of f. Equation (1) can be interpreted as the area under the empirical cumulative distribution function (CDF) over an infinite grid of target precisions.

Aggregation across functions, instances and runs. For each algorithm a we compute the mean $AOCC$ over the N_f functions and N_j instances per function:

$$AOCC(a) = \frac{1}{N_i \cdot N_f}\sum_{j=1}^{N_f}\sum_{k=1}^{N_i} AOCC\left(\mathbf{y}_{a,f_{jk}}\right) \ . \tag{2}$$

We then average over N_s independent repetitions to obtain the scalar fitness feedback to the LLM:

$$f(a) = \frac{1}{N_s}\sum_{s=1}^{N_s} AOCC^{(s)}(a) \ . \tag{3}$$

Any runtime, compilation or import error during evaluation is assigned an $AOCC$ of zero, propagating a minimum fitness to the evolutionary loop.

A.2 Test Problems

We evaluate all algorithms on three distinct categories of optimization problems: standard noiseless functions from the BBOB suite from the COCO environment, machine learning hyperparameter tuning (HPT) tasks from Bayesmark, and synthetic benchmarks to assess generalization capabilities.

A.2.1 BBOB

The BBOB (Black-Box Optimization Benchmarking) suite [Hansen et al., 2021] consists of 24 noiseless functions commonly used for evaluating optimization algorithms. These functions are grouped into five categories based on their characteristics: separable functions, functions with low or moderate conditioning, functions with high conditioning and unimodal landscape, multimodal functions with adequate global structure, and multimodal functions with weak global structure. We use all 24 functions across three random instances $(4, 5, 6)$—instances $(1, 2, 3)$ were used for the code generation phase with LLaMEA-BO—and dimensions $d \in \{5, 10, 20, 40\}$. For different instances, functions are shifted and rotated to ensure invariance to translation and scaling, and evaluated within the default search domain $[-5, 5]^d$. We applied no rescaling or normalization to the input space beyond the BBOB specifications. Performance is assessed via the AOCC and loss metrics, averaged across instances and random seeds.

A.2.2 Bayesmark

As in [Liu et al., 2024b], we utilize Bayesmark [Uber, 2025] as a continuous HPT benchmark. We include the 5 public datasets provided in the benchmark and 5 ML models: RandomForest, SVM, DecisionTree, MLP, and AdaBoost, resulting in 25 unique (dataset, model) tasks. Each task is executed using 5 different random seeds, with consistent model initialization across all runs to ensure fair comparisons. Classification tasks are evaluated using accuracy, while regression tasks use MSE as the scoring metric.

Hyperparameter space. We adopt the search spaces and ranges defined in Bayesmark for each model, including parameter types (e.g., linear, log, logit) and bounds. The spaces used for each model are summarized as follows:

- **SVM (3d):** `C` [log; 1, 1e3], `gamma` [log; 1e-4, 1e-3], `tolerance` [log; 1e-5, 1e-1]
- **DecisionTree (6d):** `max_depth` [linear; 1, 15], `min_samples_split` [logit; 0.01, 0.99], `min_samples_leaf` [logit; 0.01, 0.49], `min_weight_fraction_leaf` [logit; 0.01, 0.49], `max_features` [logit; 0.01, 0.99], `min_impurity_decrease` [linear; 0.0, 0.5]
- **RandomForest (6d):** same as DecisionTree
- **MLP (6d):** `hidden_layer_sizes` [linear; 50, 200], `alpha` [log; 1e-5, 1e1], `batch_size` [linear; 10, 250], `learning_rate_init` [log; 1e-5, 1e-1], `power_t` [logit; 0.1, 0.9], `momentum` [logit; 0.001, 0.999]
- **AdaBoost (2d):** `n_estimators` [linear; 10, 100], `learning_rate` [log; 1e-4, 1e1]

A.2.3 Synthetic Benchmarks

In addition to public data, we evaluate algorithms on 3 synthetic datasets designed to assess generalization, in line with the analysis by Liu et al. [2024b]. The synthetic benchmarks are generated from multimodal functions (Rosenbrock, Griewank, and KTablet) with input dimensionality set to 15. Each input is sampled uniformly from $[0, 1]$, and the corresponding output is computed using the respective analytical function [Watanabe, 2023b]. These datasets are integrated into Bayesmark, evaluated with the same machine learning models and protocols described in Appendix A.2.2, yielding 15 tasks in total.

A.3 Safe Execution of Generated Algorithms

During evaluation of the generated algorithms, the generated code is loaded and executed inside a safe local environment. The generated algorithm has access to a curated list of popular Python packages used in BO such as *scikit-learn* and *pytorch*. Each algorithm is first evaluated on a dummy problem to detect early runtime and syntax errors before the complete benchmarking is started. To prevent infinite runs, we limit each algorithm to a 30 minutes execution time window for the complete benchmark evaluation.

A.4 Broader Impact

Positive impacts. By automating the design of BO algorithms, LLaMEA-BO can shorten the development cycle in fields where manual tuning is common but expert time is scarce, such as computational biology, materials discovery and robotics. Because the generated code is lightweight and written in plain Python, non-specialists can inspect, adapt and extend the resulting algorithms, lowering barriers to entry and promoting methodological transparency. All artefacts are released under a permissive licence, facilitating open-science reuse and replication.

Potential risks. *(i) Model misuse.* Although the generated code is benchmark-agnostic, an actor could tailor it for black-box attacks (e.g. model inversion or adversarial example search). *(ii) Compute footprint.* Large-scale prompting incurs non-negligible energy cost: a single 100-generation search consumes roughly 20 CPU-hours.

Mitigation measures. We sandbox all generated code (§A.3) to mitigate unintended side effects. Release artefacts include usage guidelines that discourage employing the system for privacy-violating optimisation. Researchers are urged to rerun the search phase on tasks that match their real-world noise, fidelity and constraint profiles, and to audit solutions with domain-specific tests before deployment.

A.5 Hardware and Runtime

All experiments are conducted on a Linux cluster with 68 nodes with dual 8-core 2.4 GHz CPUs, 64 GB RAM per node, and a total of 128 TB shared storage. The compute time for the evolutionary loop highly depends on the generated code at each iteration, spanning from 2 to 20h wall-clock time for one run.

B Code Template

Listing 2 shows the LLaMEA-BO boiler code that every LLM prompt inherits. The template enforces a common API (`__init__`/`__call__`) and imports only whitelisted libraries, ensuring compatibility with popular BO frameworks.

Table 2: Code template used in the initialisation prompt of LLaMEA-BO.

```
from collections.abc import Callable
from scipy.stats import qmc #If you are using QMC sampling.
from scipy.stats import norm
import numpy as np
class <AlgorithmName>:
    def __init__(self, budget:int, dim:int):
        self.budget = budget
        self.dim = dim
        # bounds has shape (2,<dimension>), bounds[0]: lower bound, bounds[1]: upper bound
        self.bounds = np.array([[-5.0]*dim, [5.0]*dim])
        # X has shape (n_points, n_dims), y has shape (n_points, 1)
        self.X: np.ndarray = None
        self.y: np.ndarray = None
        self.n_evals = 0 # the number of function evaluations
        self.n_init = <your_strategy>

        # Do not add any other arguments without a default value

    def _sample_points(self, n_points):
        # sample points
        # return array of shape (n_points, n_dims)

    def _fit_model(self, X, y):
        # Fit and tune surrogate model
        # return the model
        # Do not change the function signature

    def _acquisition_function(self, X):
        # Implement acquisition function
        # calculate the acquisition function value for each point in X
        # return array of shape (n_points, 1)

    def _select_next_points(self, batch_size):
        # Select the next points to evaluate
        # Use a selection strategy to optimize/leverage the acquisition function
        # The selection strategy can be any heuristic/evolutionary/mathematical/hybrid methods.
        # Your decision should consider the problem characteristics, acquisition function, and the computational efficiency.
        # return array of shape (batch_size, n_dims)

    def _evaluate_points(self, func, X):
        # Evaluate the points in X
        # func: takes array of shape (n_dims,) and returns np.float64.
        # return array of shape (n_points, 1)

        self.n_evals += len(X)

    def _update_eval_points(self, new_X, new_y):
        # Update self.X and self.y
        # Do not change the function signature

    def __call__(self, func:Callable[[np.ndarray], np.float64]) -> tuple[np.float64, np.array]:
        # Main minimize optimization loop
        # func: takes array of shape (n_dims,) and returns np.float64.
        # !!! Do not call func directly. Use _evaluate_points instead and be aware of the budget when calling it. !!!
        # Return a tuple (best_y, best_x)

        self._evaluate_points()
        self._update_eval_points()
        while self.n_evals < budget:
            # Optimization

            # select points by acquisition function
            self._evaluate_points()
            self._update_eval_points()

        return best_y, best_x
```

C Ablation Studies

The following ablations stress-test the LLaMEA-BO algorithm. All trends are consistent across ten BBOB functions, performance is resilient to most hyper-parameters, but a handful of settings dominate.

C.1 ES Configuration

Figure 4 shows that a non-elitist strategy gives the highest mean AOCC; larger populations improves the stability of the results across multiple runs. As seen in Figure 5, a crossover rate of 0.6 or 0.9 achieves the best trade-off although not significantly.

C.1.1 Population Size and Elitism

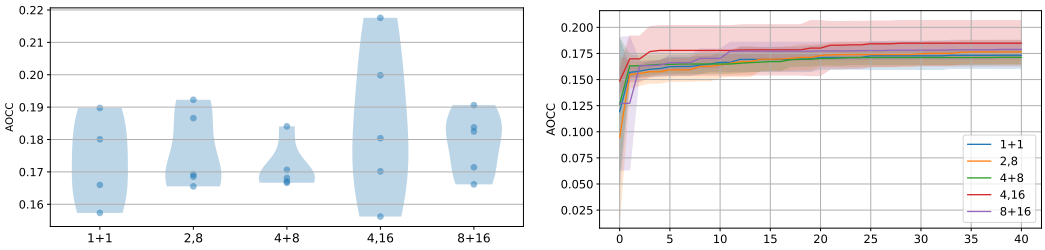

(a) Final AOCC distributions of the different ES strategies.

(b) AOCC convergence curves of the different ES strategies.

Figure 4: Results from different population sizes and elitism configurations averaged over 10 BBOB functions and 5 repetitions per function.

C.1.2 Crossover Rate

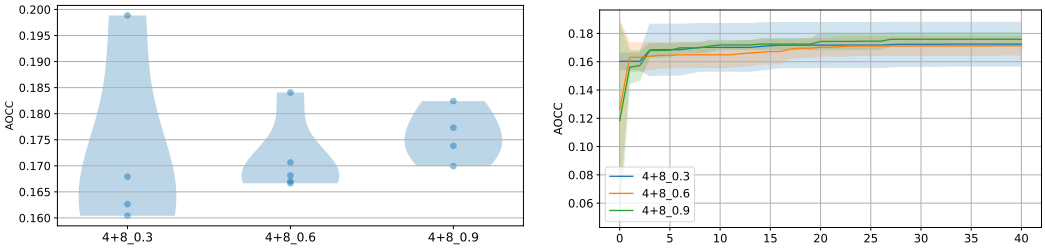

(a) Final AOCC distributions.

(b) AOCC convergence curves.

Figure 5: Results from different crossover rate $[0.3, 0.6, 0.9]$ configurations (using a $(4 + 8)$ ES strategy) averaged over 10 BBOB functions and 4 repetitions per function.

C.2 LLM Configuration

Figures 6, 7, 8 reveal that sampling temperature 0.5, top-$k = 40$ and top-$p = 0.7$ form a sweet spot, more conservative decoding reduces diversity, whereas aggressive sampling inflates invalid code rates. Overall the LLM performance is quite stable and not very sensitive to these settings in our context.

C.2.1 Temperature

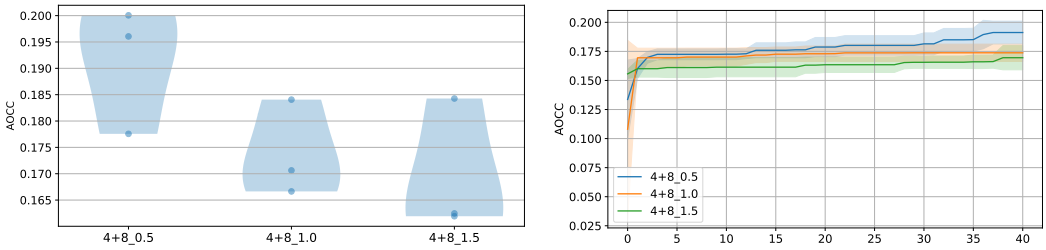

(a) Final AOCC distributions. (b) AOCC convergence curves.

Figure 6: Results from different LLM temperature $[0.5, 1.0, 1.5]$ configurations (using a $(4 + 8)$ ES strategy) averaged over 10 BBOB functions and 3 repetitions per function.

C.2.2 Top-K

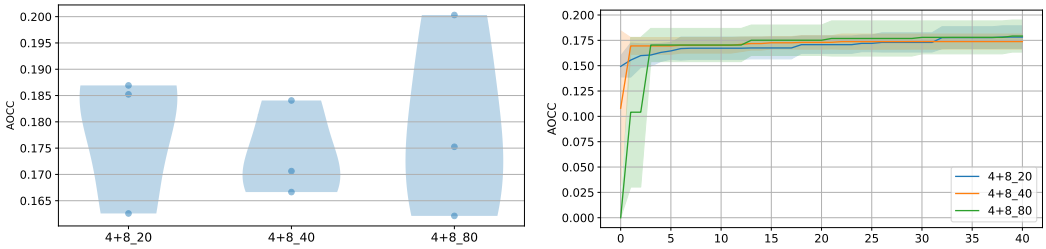

(a) Final AOCC distributions. (b) AOCC convergence curves.

Figure 7: Results from different LLM top-K $[20, 40, 80]$ configurations (using a $(4 + 8)$ ES strategy) averaged over 10 BBOB functions and 3 repetitions per function.

C.2.3 Top-P

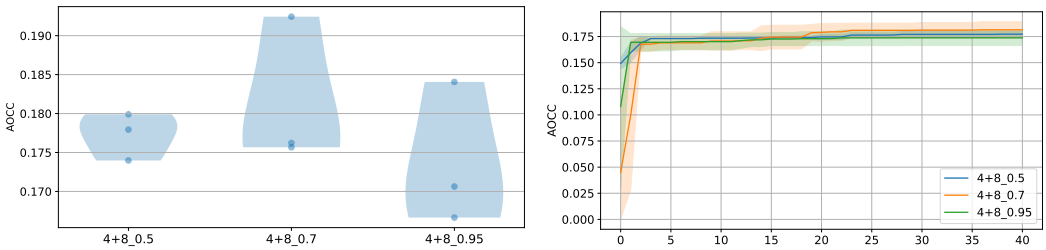

(a) Final AOCC distributions. (b) AOCC convergence curves.

Figure 8: Results from different LLM top-P $[0.5, 0.7, 0.95]$ configurations (using a $(4 + 8)$ ES strategy) averaged over 10 BBOB functions and 3 repetitions per function.

D Excluding Biases in Benchmarking

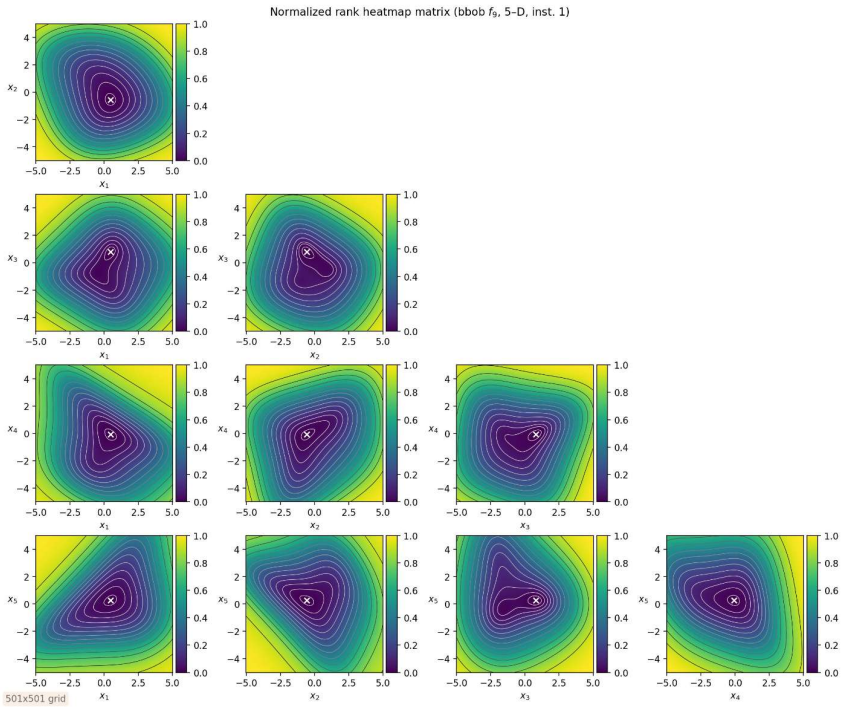

Figure 9: Level sets for BBOB function f_9 (instance $id = 1$) in $d = 5$, showing the optimum near the center of the search domain. Figure from `https://coco-platform.org/testsuites/bbob/functions/f09.html`.

Figures 9 illustrates how the optimum of f_9 lies near the search-space origin, the same is known for f_{19} Long et al. [2023]. These biased optima locations allows one generated algorithm to basically "cheat" by sampling near the origin $(0, \ldots, 0)$. We can see that this actually occurs in Figure 10. Here we have one algorithm called "TrustRegionAdaptiveTempBOv2" with very good performance already from the very first evaluation. This bias in sampling strategies does not generalize normally and is not preferred. We therefore exclude those biased instances from the evaluation procedure of the final generated BO algorithms. Note that we did not have these functions included in the training procedure to begin with.

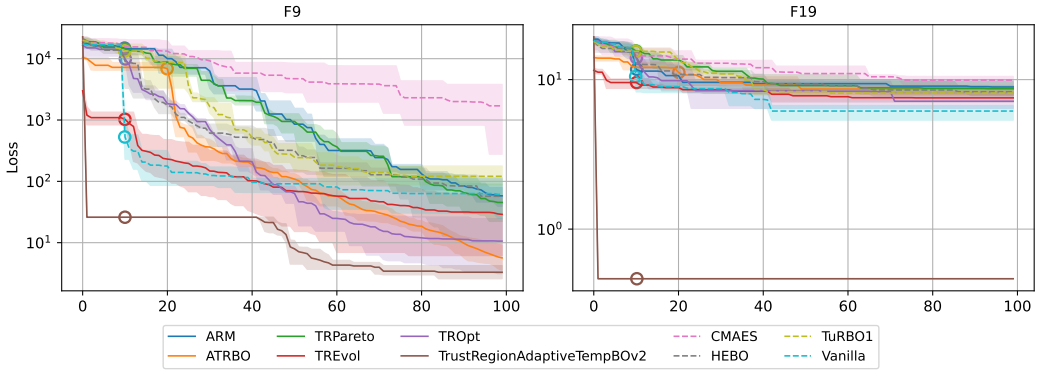

Figure 10: Observed strange behaviour of "TrustRegionAdaptiveTempBOv2" on f_9 and f_{19}

E Top-generated Algorithms

Table 3 provides an overview of the top-5 algorithms automatically generated by LLaMEA-BO. For each algorithm, we report its short and full name, the population configuration used during its evolution (elitist (μ+λ) or non-elitist (μ, λ), its performance in terms of average area over the convergence curve (AOCC) across the 10 BBOB functions chosen in the evolutionary loop for algorithm generation, and the evolutionary operator responsible for its creation (initialization, crossover, or mutation). These algorithms were selected based on their overall AOCC performance and exhibit a diverse range of algorithmic characteristics—trust regions, enhanced exploration, Pareto fronts, ensembles, adaptive components—underscoring the capability of LLaMEA-BO to generate varied BO pipelines. However, the incorporation of trust regions appears to be a key contributor to strong performance.

Table 3: Generated algorithms from LLaMEA-BO. Each algorithm is labeled with its name, short description, population configuration (μ+λ), AOCC(Search) score, and its origin within the evolutionary process (Initialization, Mutation, or Crossover).

Algorithm	Name	ES Configuration	AOCC (Search)	Type
ATRBO	Adaptive Trust Region Bayesian Optimization	(4,16)	0.2091	Initialization
TREvol	Adaptive Trust Region Evolutionary BO with Dynamic Kernel, Acquisition Blending, Adaptive DE, Gradient-Enhanced Trust Region Adjustment, and Variance-Aware Exploration (ATREBO-DKA-BDE-GE-VAE)	(8+16)	0.2138	Crossover
TROpt	Adaptive Trust Region Optimistic Hybrid BO	(4,16)	0.2043	Crossover
TRPareto	Adaptive Evolutionary Pareto Trust Region BO	(8+16)	0.1827	Mutation
ARM	Adaptive Batch Ensemble with Thompson Sampling, Density-Aware Exploration, Uncertainty-Aware Local Search with Adaptive Radius and Momentum Bayesian Optimization (ABETSALSED_ARM_MBO)	(8+16)	0.1813	Crossover

F Full Convergence Results

In this section we provide the complete per-function curves on BBOB functions (loss) and Bayesmark tasks (regret) for the resulting generated BO algorithms (bold lines) versus BO baselines (dashed lines).

F.1 BBOB

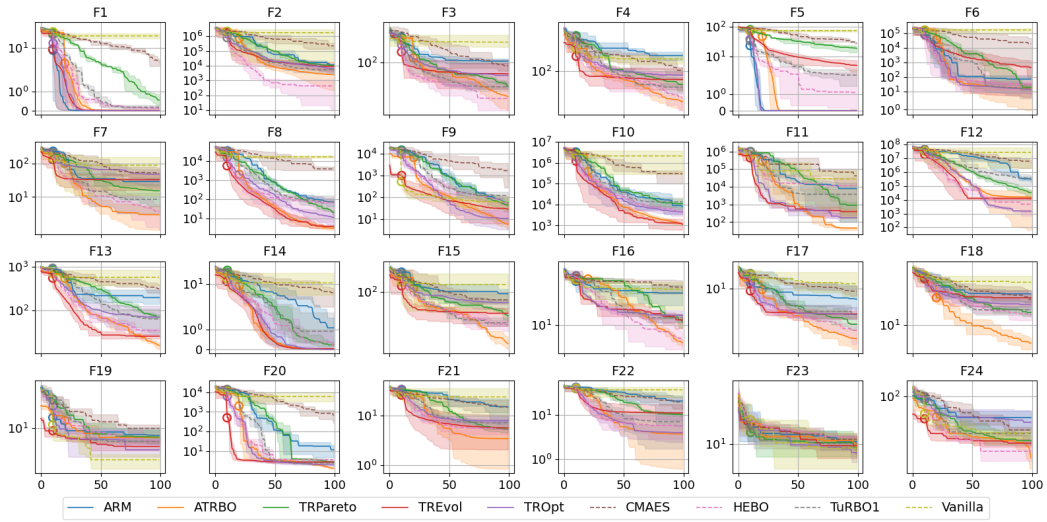

Figure 11: Loss convergence curves on all BBOB functions in $d = 5$.

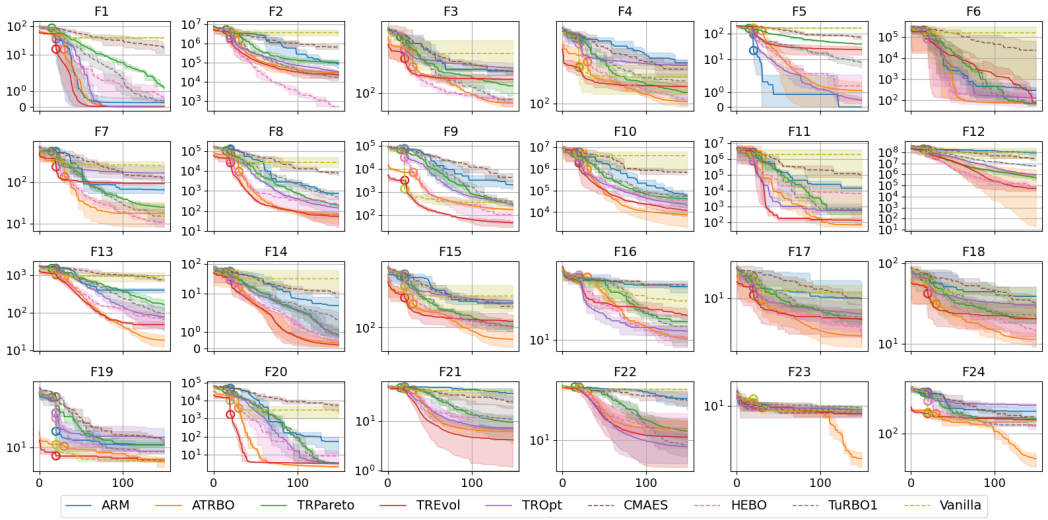

Figure 12: Loss convergence curves on all BBOB functions in $d = 10$.

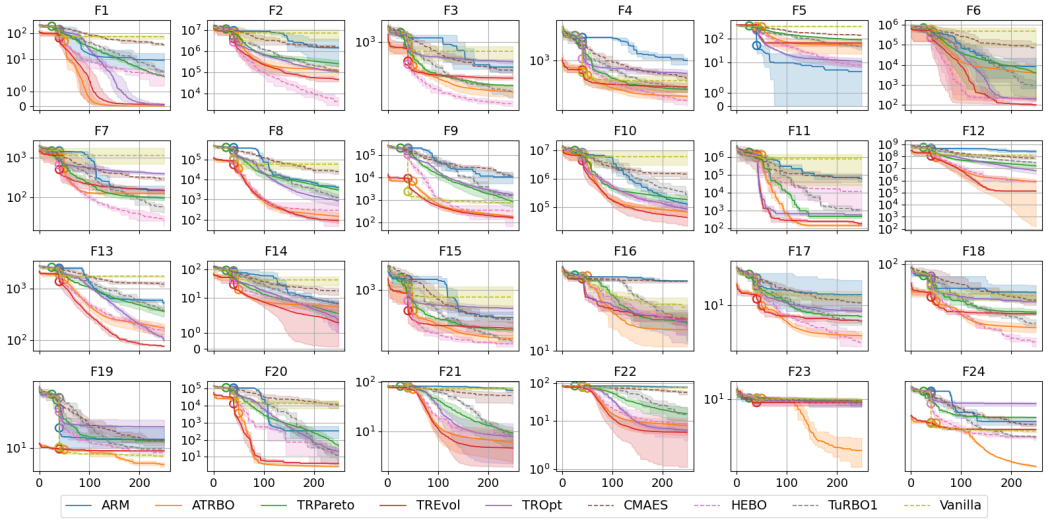

Figure 13: Loss convergence curves on all BBOB functions in $d = 20$.

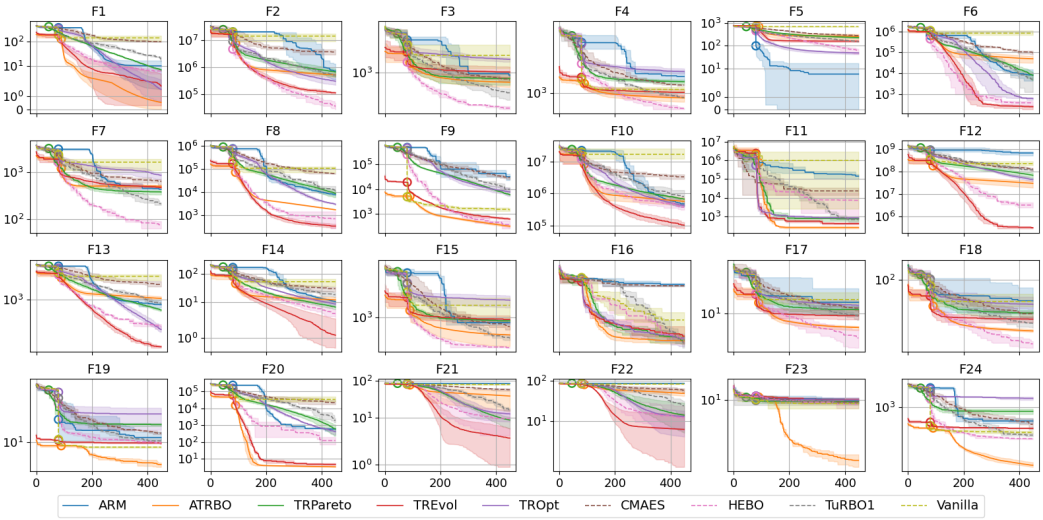

Figure 14: Loss convergence curves on all BBOB functions in $d = 40$.

F.2 Bayesmark

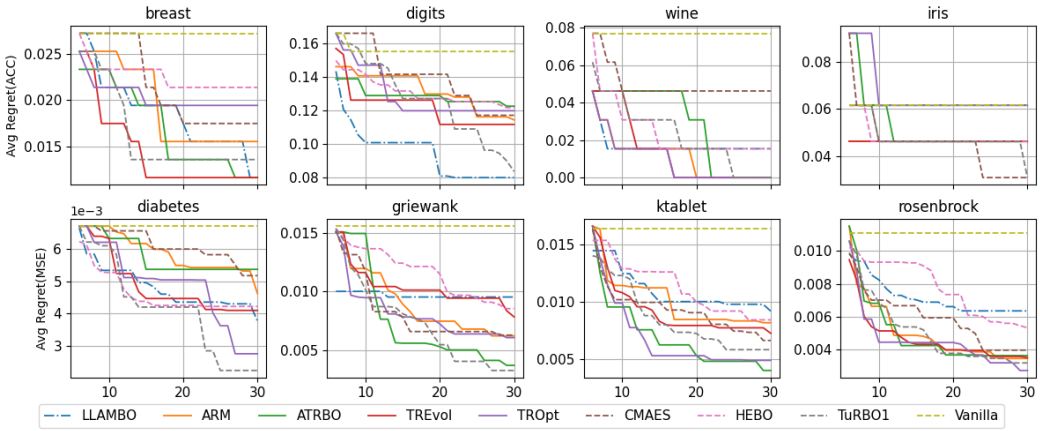

Figure 15: Regret curves on all datasets using Adaboost.

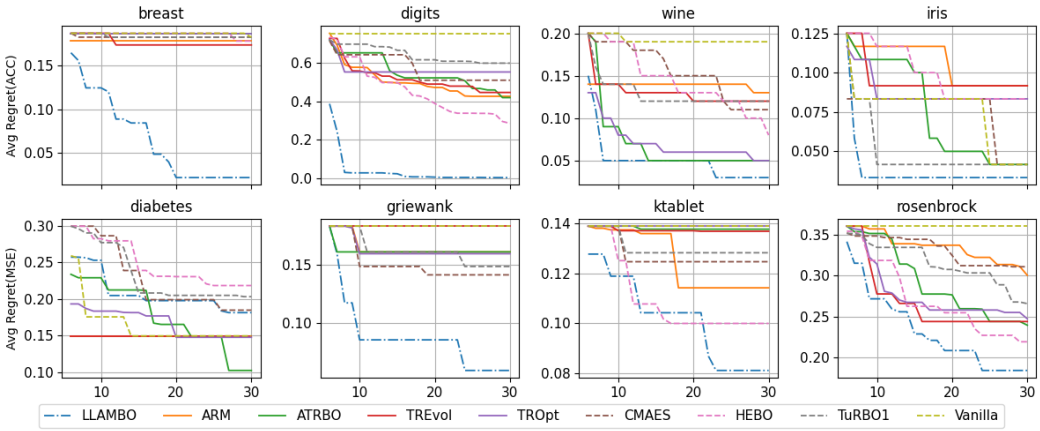

Figure 16: Regret curves on all datasets using Regression Trees.

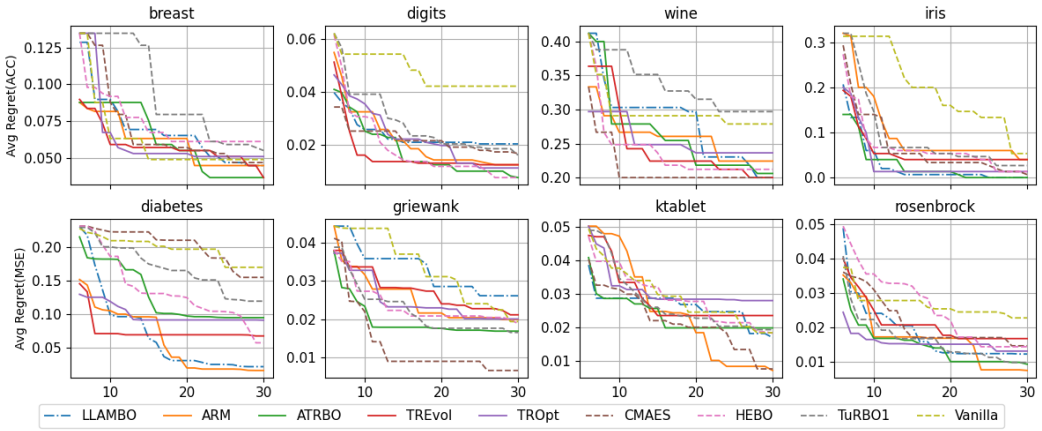

Figure 17: Regret curves on all datasets using MLP SGD.

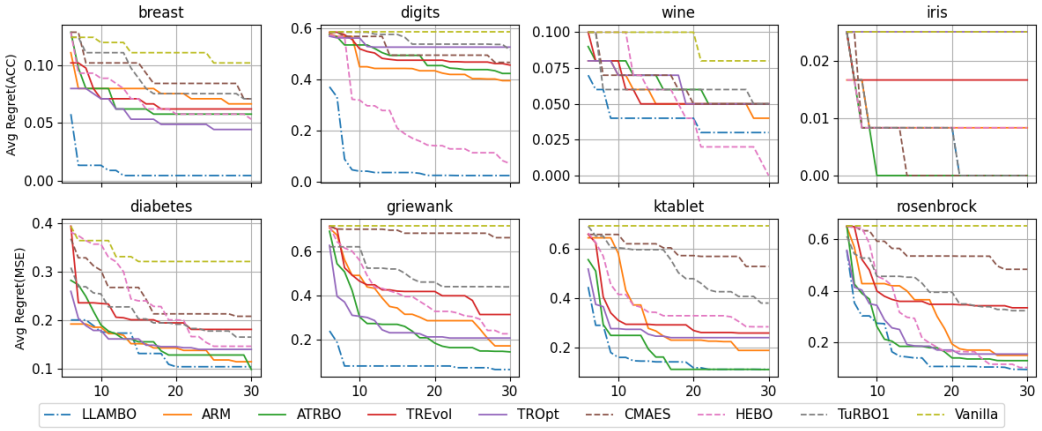

Figure 18: Regret curves on all datasets using Random Forest.

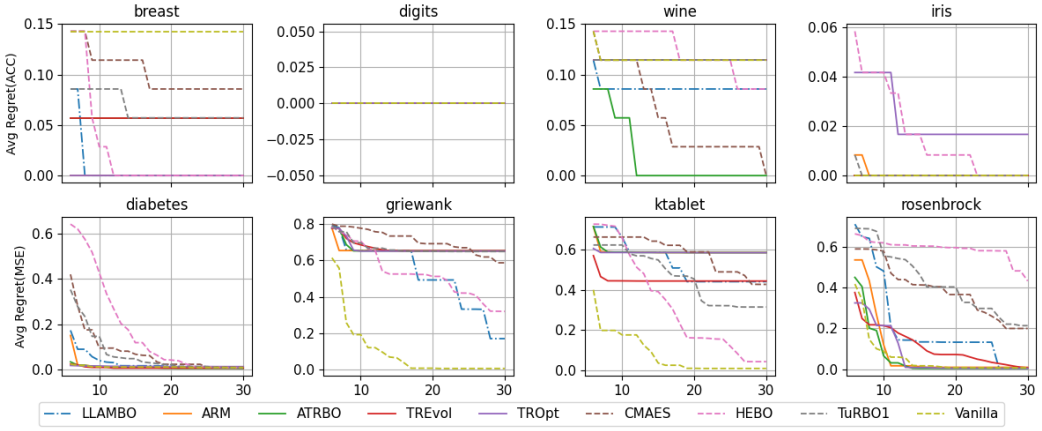

Figure 19: Regret curves on all datasets using SVM.

G CPU Time Analysis

Figure 20 shows that generated BO algorithms run in the same ballpark as *TuRBO1* ($\sim$0.3 s on an M1 Pro), and an order of magnitude faster than HEBO. Note that LLAMBO's required CPU time as reported by the authors are 3s (on their hardware) and LLAMBO also requires either a payed LLM API or significant GPU hardware.

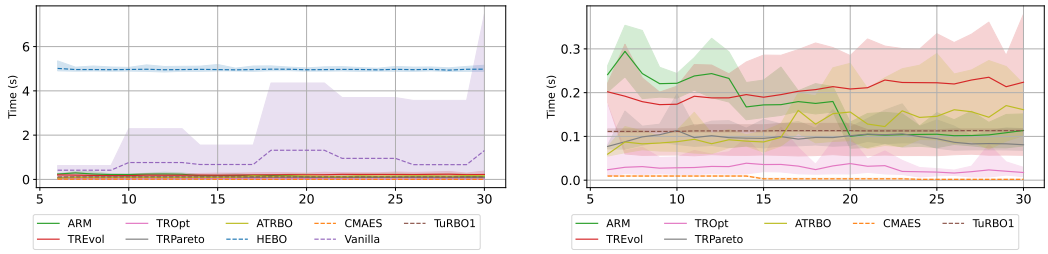

(a) Average CPU time per algorithm.

(b) Excluding HEBO and VanillaBO.

Figure 20: Average CPU time per algorithm on the Random Forest task averaged over 3 datasets (breast, iris, diabetes) and 5 repeats per dataset (15 runs) using an Apple M1 Pro 16 GB consumer laptop.

H Sensitivity Analysis of the Best Algorithm (ATRBO)

In this section we dissect *ATRBO* to explain its edge and provide good default values for practitioners. We first provide the pseudo code in Section H.1 (full Python code is available in our repository Anonymous [2025b]). We then provide ablation studies for $d = 5$ on the most important hyper-parameters of ATRBO in Section H.2. Lastly we analyze why ATRBO is especially well performing on f_{23} by debugging the different adaptive parameter updates inside the algorithm over the run.

H.1 Pseudocode of ATRBO

Algorithm 2 ATRBO

Require: Budget B, Dimension d

Initialize:

  $X \leftarrow \emptyset$, $y \leftarrow \emptyset$ ▷ Observed points and values

  $n_{init} \leftarrow \min(10d, B/5)$ ▷ Number of initial exploration points

  $x_{best} \leftarrow$ None, $y_{best} \leftarrow \infty$ ▷ Best point and value found

  $r \leftarrow 2.5$ ▷ Trust region radius

  $\rho \leftarrow 0.95$ ▷ Radius adjustment factor

  $\kappa \leftarrow 2.0$ ▷ Exploration-exploitation parameter

  $n_{evals} \leftarrow 0$

  Bounds $\leftarrow [[-5, ..., -5], [5, ..., 5]]$

function SAMPLEPOINTS(n, c, r) ▷ Sample n points around center c within radius r

    Sample n points from Sobol sequence scaled to $[-1, 1]^d$

    Project points to hypersphere of radius 1

    Scale points to radius r and center at c

    Clip points to within Bounds

    return Scaled points

▷ Initialization

$X_{init} \leftarrow$ SAMPLEPOINTS(n_{init}, Bounds.mean(), Bounds.range())

$y_{init} \leftarrow$ Evaluate(f, X_{init}), $n_{evals} \leftarrow n_{evals} + X_{init}$

$x_{best} \leftarrow X[\arg\min y]$

▷ Optimization Loop

while $n_{evals} < B$ **do**

  $GP \leftarrow$ Fit(X, y)

  $X_{samples} \leftarrow$ SAMPLEPOINTS($100d$, x_{best}, r) ▷ Sample points for acquisition function

  $acq \leftarrow$ LCB($X_{samples}$, GP, κ) ▷ Lower Confidence Bound

  $x_{next} \leftarrow X_{samples}[\arg\min acq]$

  $y_{next} \leftarrow$ Evaluate(f, x_{next}), $n_{evals} \leftarrow n_{evals} + 1$

  $x_{best} \leftarrow X[\arg\min y]$

  $y_{best} \leftarrow \min y$

  ▷ Adjust Trust Region

  $r \leftarrow r * \rho$

  $\kappa \leftarrow \kappa/\rho$

  $r \leftarrow$ clip$(r, 10^{-2}, \max(Bounds.range())/2)$

  $\kappa \leftarrow$ clip$(\kappa, 0.1, 10.0)$

return y_{best}, x_{best}

H.2 Ablation on the Hyper-parameters

The results in the figures below are from ablation studies of the hyper-parameters ρ, κ and initial radius. The original ATRBO (baseline) is denoted with a blue line. From Figure 21 we can observe that a value of 0.8 and 0.65 can be beneficial for highly multi-modal functions (f_{23}, f_{24}), however it degrades the performance in other functions such as f_{18}. The results in Figure 22 show that the baseline κ of 2.0 is a good choice, different values degrade performance significantly. Similarly, in Figure 23 shows that the baseline radius of 2.5 is a god choice overall. Removing the adaptation techniques from the algorithm often degrades the performance (Figure 24).

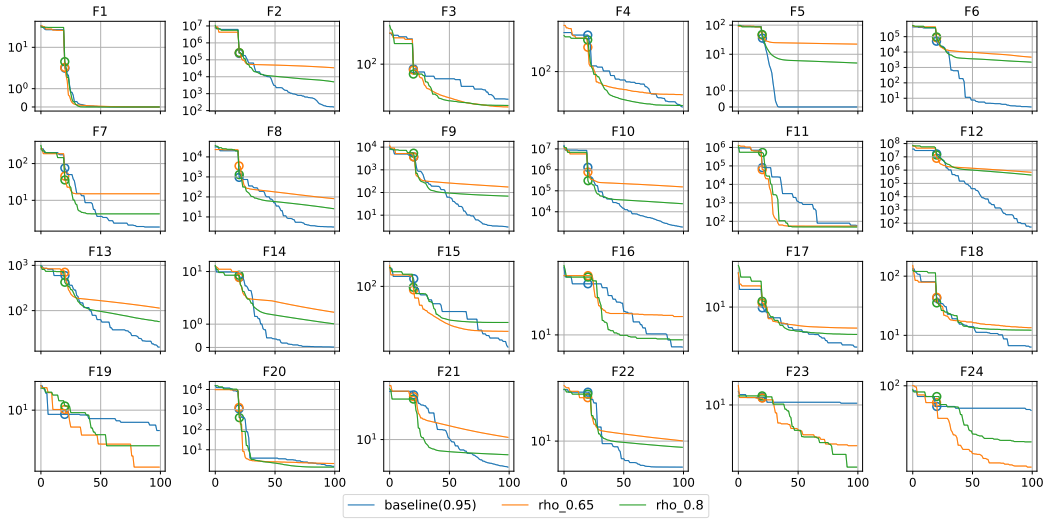

Figure 21: ATRBO ρ settings $[0.65, 0.80, 0.95]$. The baseline has $\rho = 0.95$. The convergence curves are averaged over 5 runs in $d = 5$.

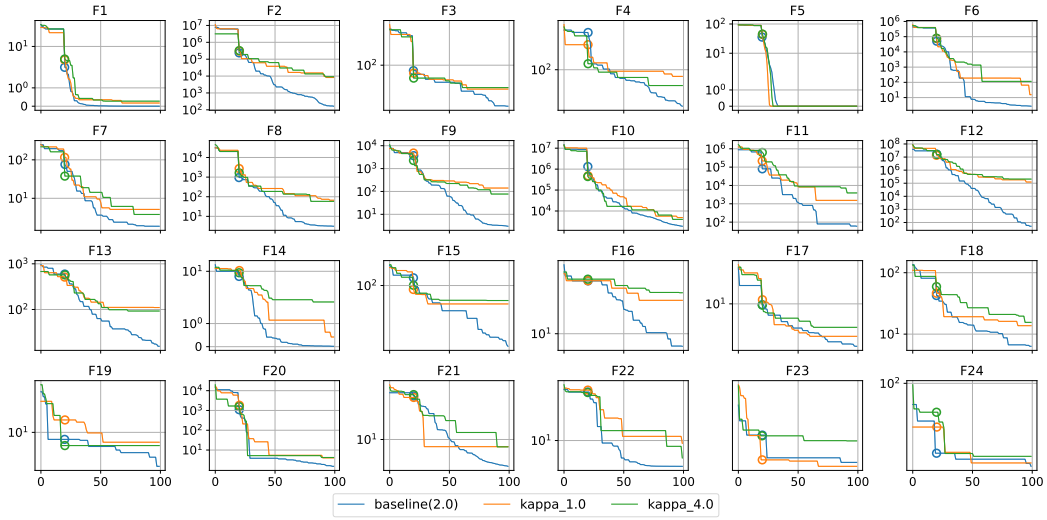

Figure 22: ATRBO κ settings $[1.0, 2.0, 4.0]$. The baseline has $\kappa = 2.0$. The convergence curves are averaged over 5 runs in $d = 5$.

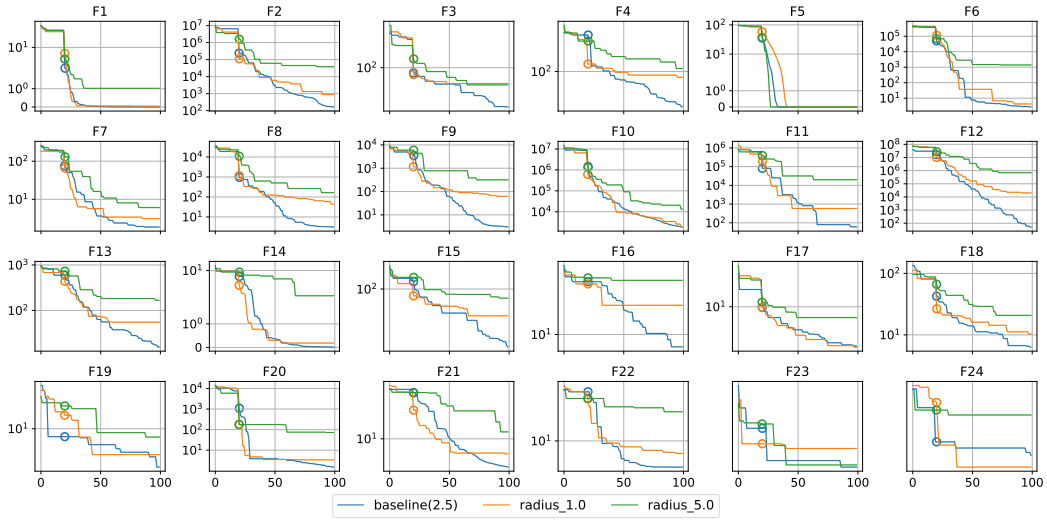

Figure 23: ATRBO radius settings $[1.0, 2.5, 5.0]$. The baseline has radius$= 2.5$. The convergence curves are averaged over 5 runs in $d = 5$.

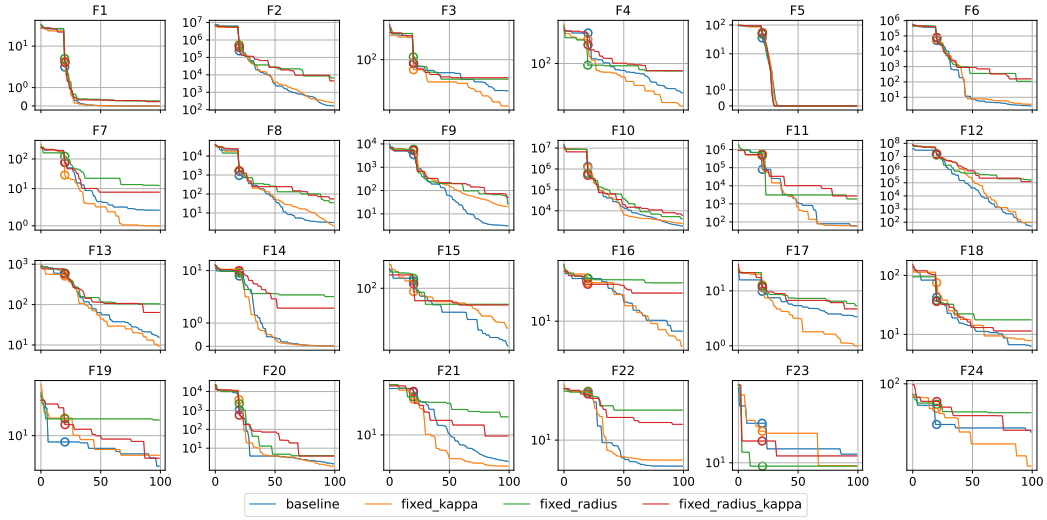

Figure 24: Adaptation modifications, baseline (adaptive κ and radius) versus fixed κ, fixed radius and both fixed. The convergence curves are averaged over 5 runs in $d = 5$.

H.3 Analysis on F23

We finally look deeper into the performance on f_{23} as we observed outstanding performance on this very hard to optimize function. On thevery rugged f_{23} landscape, Figure 23 demonstrates that early radius shrinkage lets ATRBO quickly lock on promising basins, explaining its outstanding performance in high dimensions. From Figure 25 we can observe that after the initial sampling (design of experiments) of 50 samples (for $20d$), we see a rapid shrinkage of the trust region radius, which leads to a fast exploitation which is beneficial on f_{23} due to the large number of local minima.

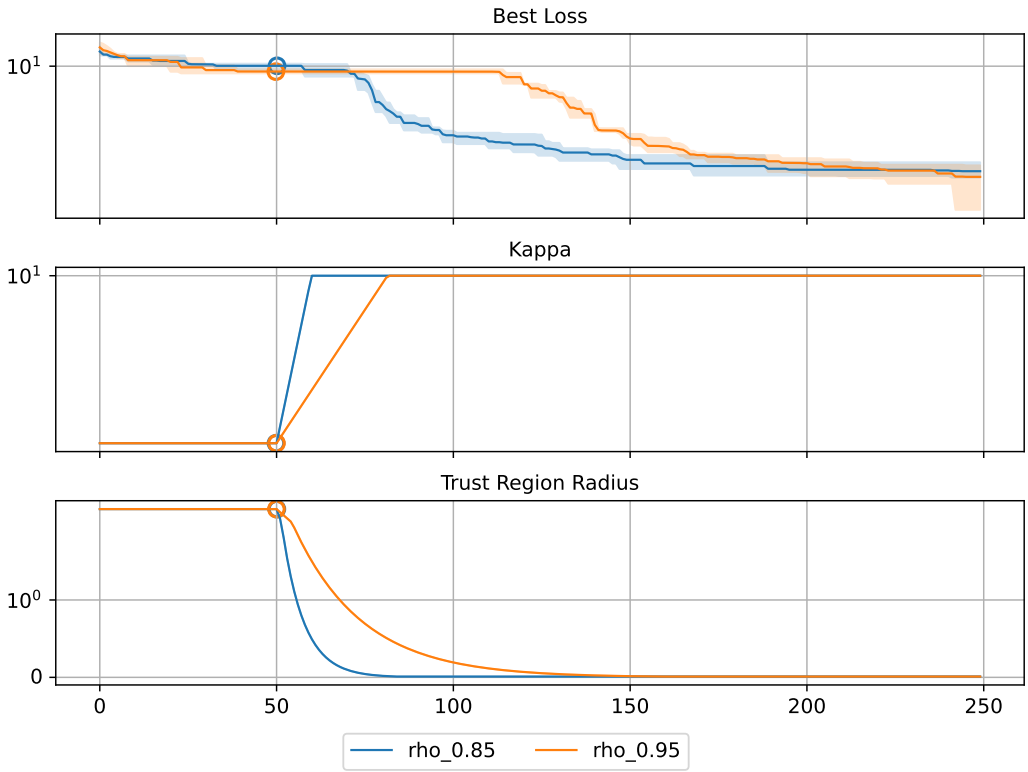

Figure 25: Loss, κ and trust region radius over 5 independent runs with $\rho = 0.85$ and $\rho = 0.95$ on f_{23} in 20 dimensions.