arXiv:2505.10784v1 [cs.CV] 16 May 2025

SynRailObs: A Synthetic Dataset for Obstacle Detection in Railway Scenarios

Qiushi Guo
Independent Researcher
Chengdu, China
guoqiushi910@gmail.com

Jason Rambach
DFKI
Kaiserslautern, Germany
Jason_Raphael.Rambach@dfki.de

Figure 1: Sample images in SynRailObs. From top to bottom, left to right are persons, animals, motorcycle, rocks, vehicles and random polygons.

Abstract

Detecting potential obstacles in railway environments is critical for preventing serious accidents. Identifying a broad range of obstacle categories under complex conditions requires large-scale datasets with precisely annotated, high-quality images. However, existing publicly available datasets fail to meet these requirements, thereby hindering progress in railway safety research. To address this gap, we introduce SynRailObs, a high-fidelity synthetic dataset designed to represent a diverse range of weather conditions and geographical features. Furthermore, diffusion models are employed to generate rare and difficult-to-capture obstacles that are typically challenging to obtain in real-world scenarios. To evaluate the effectiveness of SynRailObs, we perform experiments in real-world railway environments, testing on both ballasted and ballastless tracks across various weather conditions. The results demonstrate that SynRailObs holds substantial potential for advancing obstacle detection in railway safety applications. Models trained on this dataset show consistent performance across different distances and environmental conditions. Moreover, the model trained on SynRailObs exhibits zero-shot capabilities, which are essential for applications in security-sensitive domains. The data is available in https://www.kaggle.com/datasets/qiushi910/synrailobs.

Preprint. Under review.

1 Introduction

With the rapid development of high-speed railways, the demand for enhanced railway security has been continuously increasing. Traditional approaches face significant challenges in addressing the complexities of railway environments, particularly due to variable weather and lighting conditions. Deep learning has achieved remarkable success across a wide range of domains. Deep learning-based computer vision techniques have been successfully applied in areas such as remote sensing, fraud detection, and medical diagnosis, demonstrating significant potential for industrial applications.

Deep learning techniques have been increasingly applied to railway security scenarios, with approaches based on classification, object detection, and segmentation being deployed in real-world settings. Previous studies have shown that deep learning-based models yield satisfactory results when the training data shares a similar distribution with the input data in practical applications. However, their performance drops significantly when there is a distribution shift. The task of obstacle detection is particularly affected by this issue. In contrast to the vast number of real-world scenarios, the available training data is limited both in quantity and diversity.

The challenges in railway obstacle detection arise from several factors: First, distribution gap. The complexity of the environment. Railways can be located in urban areas, mountainous terrains, or near lakes, pass through tunnels, and be surrounded by various natural elements such as branches and flowers. Additionally, weather conditions are highly variable, further complicating the data distribution. Features associated with snow, rain, and fog are difficult to capture with a limited amount of training data. Second is the Zero-shot problem. Potential obstacles are highly unpredictable and may not be represented in the training set. Existing public railway-related datasets either lack the diversity of obstacles and environmental conditions or have insufficient quantities of images and corresponding annotations. As a result, these datasets do not meet the requirements of current obstacle detection tasks and hinder the advancement of railway security in both academia and industry.

To address the aforementioned challenges, we propose the SynRailObs dataset, which aims to mitigate these issues to some extent. Given the difficulty of collecting realistic obstacle images from practical railway environments, simulation presents the only viable solution. Previous approaches, such as using game simulators like Train Sim World, have been employed to simulate such scenarios. However, a significant gap remains between images generated by game engines and those that reflect real-world conditions. The synthetic images can be decomposed into three components: background, foreground, and harmony. Our pipeline is designed to address both the distribution gap and Zero-shot issues. For the background, we scrape videos of trains traveling on railway tracks across different countries and under various weather conditions. For the foreground, we gather potential obstacles from both public datasets and generative models. The combinations and permutations of these factors allow the data distribution to closely resemble that of the real world.

To address the Zero-shot problem, we randomly generate polygons to represent contours of potential unseen obstacles and fill them with random textures from the DTD dataset. These objects are then extracted from the generated images using SAM (Segment Anything Model) and pasted onto background images, taking into account railway track features and affine transformations. At this stage, the generated images exhibit inconsistencies between the foreground elements and the background. To enhance realism, we apply an image harmony technique to improve the visual coherence of the composite images.

The entire process is fully automated and free of manual annotation, ensuring both efficiency and error-free generation Comprehensive experiments have been conducted to validate the effectiveness of SynRailObs. Our dataset demonstrates its robustness in real-world railway obstacle detection scenarios across various settings. The model's performance remains relatively stable across different distances, and models trained on SynRailObs are capable of detecting obstacles even under adverse weather conditions. Additionally, SynRailObs effectively addresses the zero-shot problem. Our contributions can be summarized as follow:

- We propose a highly realistic synthetic dataset named SynRailObs, designed to address the data shortage issue in railway obstacle detection scenarios. SynRailObs includes a wide range of potential obstacles, such as pedestrians, rocks, animals, vehicles, and more. The background images in SynRailObs encompass various countries and feature diverse, complex weather conditions.

- We propose a pipeline that leverages Vision-Language Models (VLMs) such as Stable Diffusion, along with the SAM (Segment Anything Model) and image harmony techniques, to generate highly realistic synthetic images. Models trained on the synthetic images generated by this pipeline demonstrate performance comparable to those trained on real-world images.
- We conduct experiments in practical scenarios to validate the effectiveness of SynRailObs. The results demonstrate that our dataset is capable of handling railway obstacle detection tasks in real-world conditions, including complex weather scenarios and zero-shot cases.

2 Related Work

2.1 Railway Obstacle Detection

Railway obstacle detection can generally be classified into three categories: vision-based, radar-based, and vibration-based approaches. Radar-based methods, which include Light Detection and Ranging (LiDAR) and millimeter-wave (mmWave) radar, offer relatively stable performance under diverse weather conditions and are less affected by lighting changes. These methods also provide a considerable detection range, often extending to hundreds of meters. [4] propose a LiDAR-based approach capable of detecting obstacles at distances up to 500 meters. [13] introduce an obstacle detection method based on LiDAR, which captures and processes rich three-dimensional (3D) information and depth data from the railway scene. [18] integrate millimeter-wave radar with the DBSCAN clustering algorithm and velocity filtering techniques to achieve accurate and reliable detection of dynamic targets along the train's path. [24] propose a new method for detecting obstacles in front of trains using millimeter-wave radar in highly dynamic railway environments. This method combines radar projection segmentation with Kalman filtering, enabling real-time and high-accuracy obstacle detection. Despite the advantages of radar-based approaches, their limitations should not be overlooked. The deployment of either LiDAR or mmWave radar is more expensive compared to cameras, which hinders the widespread adoption of radar technology in railway scenarios.

As a result, vision-based methods have gained increasing attention in recent years. [2] propose using a shallow neural network to learn railway segmentation from typical railway images. The network's limited receptive field prevents overconfident predictions and allows it to focus on the locally distinct and repetitive patterns typical of the railway environment. [22] introduce a small-sample object detection algorithm, YOLOv5-RTO, which employs the EVC (Explicit Visual Center) attention mechanism and a lightweight up-sampling operator, CARAFE (Content-Aware ReAssembly of Features), to enhance YOLOv5's performance. [6] propose an optical-flow-guided segmentation method for detecting obstacles in railway scenarios.

2.2 Synthetic Dataset

Training deep neural models, particularly Vision-Language Models (VLMs), typically requires large volumes of data. While real-world data is often the ideal choice, access to task-specific datasets is frequently limited due to privacy concerns and the high costs associated with data annotation. In such cases, synthetic data offers a viable alternative to address these challenges.

One intuitive approach for generating synthetic data is image composition. For instance, [19] proposed a task-aware method that generates synthetic data through image composition. The "copy-paste" technique has also demonstrated effectiveness in creating realistic synthetic datasets. Another approach involves utilizing game engines to generate images. [11] introduced a method for rapidly generating pixel-accurate semantic label maps for images extracted from modern video games, specifically GTA5. This dataset has been widely used to validate cross-domain tasks. Similarly, [5] employed a synthetic dataset for railway scenarios, facilitating the simulation of related tasks.

Generative models have also been leveraged to produce realistic data from scratch. For example, [10] proposed a novel framework combining Generative Adversarial Networks (GANs) and Diffusion Models to generate synthetic datasets for face recognition, overcoming the limitations of existing synthetic datasets. Additionally, [1] introduced a high-resolution synthetic dataset based on StyleGAN and Stable Diffusion, which offers rich annotations and is particularly valuable for training tasks that require detailed, high-quality data.

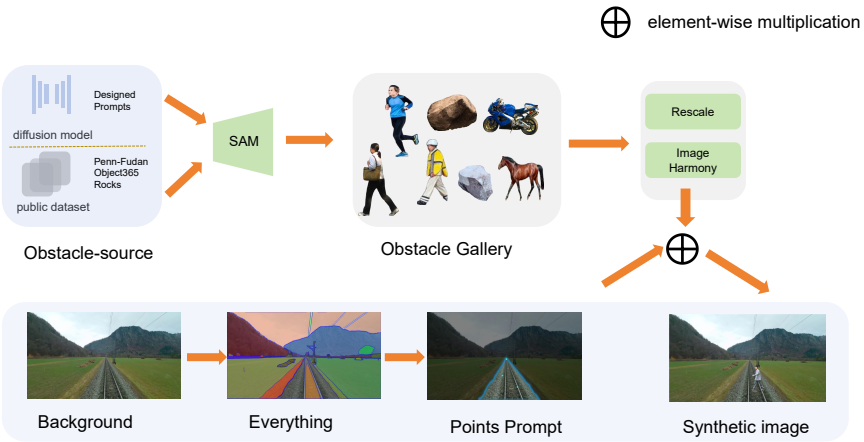

Figure 2: Workflow of synthetic image generation. In obstacle brach, Potential obstacles are extracted from stable-diffusion generated images and public datasets guided by SAM. The extracted obstacles form an obstacle gallery; In background branch, railway area are determined by SAM leveraging point prompts. The obstacles are pasted on railway area after rescale and harmonization.

2.3 Railway dataset

Previous datasets in railway scenarios have focused on rail surface defect detection, rail segmentation, foreign object detection, and related tasks. [12] propose a diverse point cloud semantic segmentation (PCSS) dataset specifically designed for railway environments. [5] introduce a simulation framework, TrainSim, capable of generating multiple types of datasets. [9] present a real-world railway dataset, Rail-DB, which includes 7,432 pairs of images and corresponding annotations. These images are collected under varying lighting conditions, road structures, and perspectives. [21] consists of 8,500 annotated short sequences captured from the ego-perspective of trains, including over 1,000 examples of railway crossings and 1,200 tram scenes.

However, to the best of our knowledge, no obstacle detection datasets have been proposed specifically for railway scenarios, let alone datasets that encompass multiple types of obstacles and cover complex environments.

3 SynRailObs

In this part, we first introduce the materials of SynRailObs, namely background images and foreground objects. Background images are frames extracted from web videos and foreground objects are segmented from public auxiliary datasets and Then we will show the workflow of image composition. After this step, image harmony is introduced to retain the consistency of background and foreground. The details of each step are demonstrated in corresponding parts.

3.1 Background Images

The background images are derived from videos of trains in motion. These videos were sourced from the internet under a non-commercial usage agreement. The geographical coverage spans a wide range, from Europe to Asia, and the weather conditions vary, ensuring a diverse set of image features. The original images do not contain any obstacle-related incidents, and no obstacles are present within the railway zones. To streamline the image generation process, images with potential obstacles are excluded. As a result, only images devoid of people, vehicles, and bicycles are used as background images. Annotations for synthetic obstacles can be generated automatically.

Country	weather	volume	resolution
China, Vietnam, Italy, Switzerland, Spain	Sunny, rainy, snowy	10000	1280×720

Table 1: Description of background images

3.2 Stable-Diffusion Data

Current public datasets can not fully meet our requirements in several aspects. For instance, the pedestrian in public datasets are frequent occluded, which lead to incomplete and counterintuitive generated synthetic images; public pedestrians lack of diversity of pose, which is crucial in railway scenarios. Besides, certain sub-categories, like railway maintenance workers or security patrol personnel are seldom in public datasets. The similar dilemmas occur in other obstacles, which hinder the improvement of models. To this end, Stable-diffusion are leveraged to generate to enrich desired target obstacles. We design prompts in following format: The placeholder like weather, num, distance,

categories	prompts
Pedestrians	"In {weather} days, {num} pedestrians {motion} through places"
Rocks	"{num} rocks in {distance} meters far away in the {pos} on {place}"
Animals	" {num} of {species} {motion} in {places} in {weather} at{time}"
vehicles	"{num} of {vehicle_type} {motion} in {place} in {weather} days at {time}"

Table 2: Prompts template in generating obstacle images.

motion, etc. enlarge the diversity of the generated objects. We design a The generated objects lose part details compared to realistic counterparts, however, the almost zero cost and rich content ensure the coverage of the distribution.

3.3 Auxiliary Datasets

Object365 [17]is a large-scale dataset, designed to spur object detection research with a focus on diverse objects in the Wild. It has 365 categories with 2 million images and over 30 million bounding boxes. The wide variety of categories in object365 cover the frequent obstacles in Railway scenarios. Images with Person, Motocycle, animals, cars, etc., can be used directly serving as obstacles to generate images. The corresponding bounding box can be fed into SAM as prompt to extract mask of target objects without extra annotations.

PennFudan [20] is an image dataset containing images for pedestrian detection/segmentation. The images are taken from scenes around campus and urban street. The heights of labeled pedestrians in this database fall into [180,390] pixels. All labeled pedestrians are straight up. There are 170 images with 345 labeled pedestrians, among which 96 images are taken from around University of Pennsylvania, and other 74 are taken from around Fudan University. The pedestrians in this dataset are quite similar to our railway scenarios, regarding to the pose and contour completeness.

Describable Textures Dataset (DTD) [3] is an evolving collection of textural images in the wild, annotated with a series of human-centric attributes, inspired by the perceptual properties of textures. DTD consisting of 5640 images with 47 items, 120 images for each category. Image sizes range between 300x300 and 640x640. We use DTD to increase the generalization ability of models trained on our dataset. The obstacles filled with different textures in DTD with both fixed and random contour can improve the performance in zero-shot scenarios.

Rock Images [16] is a dataset of rocks with 53 folders of various rocks, each folder contain around 45 images. The images are collected from Internet. The images can not be leveraged directly due to the lack of annotations. The rocks are extracted guided by SAM and yolo serving as falling rocks and mudslides in our railway scenarios.



Figure 3: The first and second columns represent the prediction confidences of the YOLO model pretrained on Objects365 for unharmonized and harmonized images, respectively.The third column shows the Grad-CAM visualizations of the corresponding regions.

3.4 Image composition

The composition workflow is demonstrated as. Target images from different sources(stable-diffusion, public datasets) are randomly sampled and then fed into SAM with corresponding bounding boxes. The bounding box can be obtained by pretrained-yolo if not provided in advance. The extracted target objects form objects gallery. As for the base image branch, the background image is fed into a rail segmentation model to locate the rail area. Since the pretrained rail segmentation result is not reliable compared to the SAM. We sample points and bounding box based from its logits serving as prompts to obtain accurate results from SAM. To determine where to paste targets, points inside railway area are sampled as pasted upper-left coordinate. Considering the perspective transformation, the pasted target size should be adjusted along with the pasted coordinate.

$$\hat{W} = \alpha \cdot w + \beta \tag{1}$$

Since the railway are not always straight, α ranges from 0.4 to 0.6, β ranges from 30-45. The pasted process can be formulated as follow:

$$I_{syn} = I_T \otimes M + \mathbf{B} \otimes (1 - M) \tag{2}$$

where I_T is target image, $\mathbf{B}$ is background image, and M is mask extracted from SAM.

The generated images in this stage show inconsistency between pasted obstacles and background due to the distribution gap between illumination and resolution. Image harmony technique is introduced to alleviate this issue. Given a foreground image F with corresponding mask M and a background image B, the task of image harmonization is to design a function $\psi(\cdot)$, to create a natural image I:

$$I = \psi(M, F) + (1 - M)\mathbf{B} \tag{3}$$

In this work, we adopt an encoder-based approach to harmonize the generated images. The method proposed by [8] is utilized to achieve this task. The harmonized images demonstrate high or at least comparable confidence scores, and the class activation map (CAM) heatmap further validates the effectiveness of employing harmony tools.

4 experiments

4.1 Configuration

Pytorch is used as our framework. A RTX 3090Ti with memory 24GB and I7-14700KF are utilized to train our models. Batchsize is set to 32, Adam is used as the optimizer. Initiatial learning rate is 0.001. Epoches are set to 50, and the input size of image is 640.



(a) Pedestrian (b) Parcel (a) Cube(Rock) (a) Branch

Figure 4: Samples of test images captured in our experimental site.

4.2 Test dataset

To verify the effectiveness and usability of proposed SynRailObs, we also prepare a test dataset in practical scenario. The images in test dataset are collected in our experimental site in Chengdu, China. The experiment sites are 80 meters long, and camera is set 4 meters high with resolution 1920x1080. The categories of obstacles include pedestrians, rocks, branches, parcels and steer board. Besides, ballastless track and ballasted track are both considered to cover various scenarios. Experimental sites are equipped with rain and smog simulator which can simulate complex wether conditions. We collect videos under each

4.3 Metric

For image-level evaluation, mAP is set as our main metric, which can be calculated as follow:

$$\text{mAP} = \frac{1}{c}\sum_{i=1}^{C} AP_i$$

$$\text{AP} = \int_0^1 \text{Precision}(r)\, d\text{Recall}$$

For event-based evaluation, Accuracy is used as the metric.

$$Accuracy = \frac{TP + TN}{TP + TN + FP + FN}$$

Each test event is a 15 seconds video, we extract 10 frames per second. The final results are based on the majority vote of all predictions from each frame.

4.4 General Results

table 3 presents the overall performance of models trained on SynRailObs in both ballastless and ballasted track scenarios. For the detection task, all models achieve mean Average Precision (mAP) values exceeding 50%. In the event-based task, classification accuracies surpass 90%, demonstrating the reliability and effectiveness of our dataset.

4.5 Across Environment

table 4 presents the results under various external conditions: Normal, Rainy, Foggy, and Dark. The models trained on SynRailObs exhibit stable and robust performance under Normal and Rainy conditions, achieving mAP@50 values ranging from 0.497 to 0.637—indicating effective obstacle detection in typical railway scenarios. However, performance degrades significantly under Foggy and Dark conditions, with mAP@50 values falling below 0.5, which is unacceptable for safety-critical applications. A likely explanation is the lack of sufficient training data for these adverse conditions, as such scenarios are underrepresented in our background image collection.

Models	Paras (M)	ballastless track			ballasted track		
		mAP50	mAP50:95	Acc	mAP50	mAP50:95	Acc
YOLOV5-s[7]	9.1	57.3	53.2	93.7	59.4	57.7	95.1
YOLOV5-m[7]	25.1	60.1	54.7	95.2	61.7	59.3	95.8
YOLOV5-l[7]	53.2	63.4	58.1	96.7	63.7	61.4	94.7
nanodet[14]	2.44	56.2	53.7	92.7	57.7	53.5	92.7
Faster-RCNN[15]	44.3	57.7	52.1	92.8	58.7	51.4	93.7
RE-DETR[23]	41.3	65.3	61.7	97.0	66.7	60.4	97.2

Table 3: Comparison of models on ballastless track and ballasted track

	Normal	Rainy	Foggy	Dark
YOLOV5-s	58.7	52.4	38.9	31.8
nanodet	59.2	51.1	36.1	30.7
Faster-RCNN	59.1	49.7	40.9	29.1
RE-DETR	63.7	53.9	0.468	34.1

Table 4: Results across different environmental settings

4.6 Across Distance

table 5 shows the detection performance at varying distances between obstacles and the camera in the railway environment. The mAP decreases progressively as distance increases—from over or around 0.7 at 0–15 meters to approximately 0.4 at around 75 meters. At our experimental site, obstacles located 70 meters away appear smaller than 20 pixels, making detection particularly challenging. Moreover, images containing such distant (tiny) obstacles constitute only a small fraction of the dataset, leading to an imbalanced distribution. In summary, models trained on SynRailObs demonstrate robust and reliable performance within the 0–45 meter range. Additional efforts are required to improve detection accuracy at greater distances.

	0-15m	15-30m	30-45m	45-60m	60-75m
YOLOV5-m	72.4	68.2	61.7	51.7	43.7
nanodet	71.7	69.5	62.1	52.3	42.8
Faster-RCNN	69.3	67.7	62.4	54.8	41.7
RE-DETR	74.2	70.7	64.7	59.4	48.1

Table 5: Result across distances of obstacles

4.7 Zero-shot Obstacles Detection

table 6 illustrates the zero-shot generalization ability of SynRailObs. Although certain potential obstacles are not present in the dataset, many of them can still be detected under the label unseen obstacles, which is also used for randomly generated polygonal synthetic objects. Some instances, such as cubes and parcels, are partially detected and misclassified as rocks. However, branches are often missed due to their complex shapes and textures, which pose greater challenges for the model.

4.8 Ablation Study

To evaluate the effectiveness of the techniques employed in our data generation workflow, we conducted an ablation study. As shown in table 7, each operation contributes differently to the overall performance. The Harmony module is the most effective, improving the mAP from 58.3% to 62.1%. In contrast, Random Texture has a negligible impact on performance. The combination of all three

	Steel Board	Parcel	Cube(white)	Cube(green)	Branch
YOLOV5-m	63.1	65.2	59.4	58.3	45.1
nanodet	62.7	63.1	62.1	61.8	43.7
Faster-RCNN	60.9	64.7	60.3	57.4	44.2
RE-DETR	65.8	68.6	64.7	63.3	48.4

Table 6: Result across unseen obstacles

operations yields the highest overall accuracy, indicating that the techniques are complementary when used together.

	Harmony	rescale	random-texture	mAP
1				58.3
2	✓			62.1
3		✓		60.2
4			✓	58.7
5	✓	✓	✓	63.7

Table 7: Results on ablation study

5 Discussion

In this paper, we introduce SynRailObs, the first large-scale synthetic public synthetic dataset designed for railway intrusion scenarios. We leverage Segment Anything Model (SAM) and diffusion models to generate highly realistic representations of potential obstacles. The dataset is easily extensible by providing custom-designed prompts, without the need for manual annotations. Experimental results demonstrate the effectiveness of SynRailObs across varying distances, environments, and even in zero-shot settings. This dataset can be used to train obstacle detection models aimed at preventing accidents in railway environments. Nonetheless, SynRailObs has the following limitations:

- There is an insufficient number of background images depicting extreme scenarios. Compared to normal environments, railway images captured under low illumination, rainstorms, or overexposure conditions are relatively rare on social media platforms.
- While image harmonization enhances the perceived realism of generated images, noticeable discrepancies persist when compared to real images, particularly with respect to shadows, lighting, and scale.
- Currently, not all potential obstacle types are included in the dataset—an exhaustive inclusion is inherently infeasible. However, additional categories can be incorporated in future extensions.

References

[1] David Beniaguev. Synthetic faces high quality (sfhq) dataset, 2022.

[2] Matthias Brucker, Andrei Cramariuc, Cornelius Von Einem, Roland Siegwart, and Cesar Cadena. Local and global information in obstacle detection on railway tracks. In *2023 IEEE/RSJ International Conference on Intelligent Robots and Systems (IROS)*, pages 9049–9056. IEEE, 2023.

[3] M. Cimpoi, S. Maji, I. Kokkinos, S. Mohamed, , and A. Vedaldi. Describing textures in the wild. In *Proceedings of the IEEE Conf. on Computer Vision and Pattern Recognition (CVPR)*, 2014.

[4] Susana Dias, Pedro Sousa, Francisco Afonso, Nuno Viriato, Paulo Tavares, and Pedro Moreira. A lidar based obstacle detection framework for railway. In *EPJ Web of Conferences*, volume 305, page 00027. EDP Sciences, 2024.

[5] Gianluca D'Amico, Mauro Marinoni, Federico Nesti, Giulio Rossolini, Giorgio Buttazzo, Salvatore Sabina, and Gianluigi Lauro. Trainsim: A railway simulation framework for lidar and camera dataset generation. *IEEE Transactions on Intelligent Transportation Systems*, 24(12):15006–15017, 2023.

[6] Qiushi Guo. A universal railway obstacle detection system based on semi-supervised segmentation and optical flow. *arXiv preprint arXiv:2406.18908*, 2024.

[7] Glenn Jocher. Ultralytics yolov5, 2020.

[8] Zhanghan Ke, Chunyi Sun, Lei Zhu, Ke Xu, and Rynson WH Lau. Harmonizer: Learning to perform white-box image and video harmonization. In *European conference on computer vision*, pages 690–706. Springer, 2022.

[9] Xinpeng Li and Xiaojiang Peng. Rail detection: An efficient row-based network and a new benchmark. In *Proceedings of the 30th ACM International Conference on Multimedia*, pages 6455–6463, 2022.

[10] Pietro Melzi, Christian Rathgeb, Ruben Tolosana, Ruben Vera-Rodriguez, Dominik Lawatsch, Florian Domin, and Maxim Schaubert. Gandiffface: Controllable generation of synthetic datasets for face recognition with realistic variations. In *Proceedings of the IEEE/CVF International Conference on Computer Vision*, pages 3086–3095, 2023.

[11] Umberto Michieli, Matteo Biasetton, Gianluca Agresti, and Pietro Zanuttigh. Adversarial learning and self-teaching techniques for domain adaptation in semantic segmentation. *IEEE Transactions on Intelligent Vehicles*, 5(3):508–518, 2020.

[12] Bo Qiu, Yuzhou Zhou, Lei Dai, Bing Wang, Jianping Li, Zhen Dong, Chenglu Wen, Zhiliang Ma, and Bisheng Yang. Whu-railway3d: A diverse dataset and benchmark for railway point cloud semantic segmentation. *IEEE Transactions on Intelligent Transportation Systems*, 2024.

[13] Jinyan Qu, Shaobin Li, Yanman Li, and Liu Liu. Research on railway obstacle detection method based on developed euclidean clustering. *Electronics*, 12(5):1175, 2023.

[14] RangiLyu. Nanodet-plus: Super fast and high accuracy lightweight anchor-free object detection model. https://github.com/RangiLyu/nanodet, 2021.

[15] Shaoqing Ren, Kaiming He, Ross Girshick, and Jian Sun. Faster r-cnn: Towards real-time object detection with region proposal networks. *IEEE transactions on pattern analysis and machine intelligence*, 39(6):1137–1149, 2016.

[16] Eunus Salman. Rock classification. https://www.kaggle.com/datasets/salmaneunus/rock-classification, 2022. Accessed: 2025-05-16.

[17] Shuai Shao, Zeming Li, Tianyuan Zhang, Chao Peng, Gang Yu, Xiangyu Zhang, Jing Li, and Jian Sun. Objects365: A large-scale, high-quality dataset for object detection. In *Proceedings of the IEEE/CVF international conference on computer vision*, pages 8430–8439, 2019.

[18] Zelong Tang. A moving obstacles detection method based on millimeter-wave radar. In *International Conference on Electrical and Information Technologies for Rail Transportation*, pages 529–537. Springer, 2023.

[19] Shashank Tripathi, Siddhartha Chandra, Amit Agrawal, Ambrish Tyagi, James M Rehg, and Visesh Chari. Learning to generate synthetic data via compositing. In *Proceedings of the IEEE/CVF Conference on Computer Vision and Pattern Recognition*, pages 461–470, 2019.

[20] Liming Wang, Jianbo Shi, Gang Song, and I-fan Shen. Object detection combining recognition and segmentation. In *Asian conference on computer vision*, pages 189–199. Springer, 2007.

[21] Oliver Zendel, Markus Murschitz, Marcel Zeilinger, Daniel Steininger, Sara Abbasi, and Csaba Beleznai. Railsem19: A dataset for semantic rail scene understanding. In *Proceedings of the IEEE/CVF Conference on Computer Vision and Pattern Recognition Workshops*, pages 0–0, 2019.

[22] Zijun Zhang, Tianjian Yu, Xun Wu, Chang Liu, and Xizhuo Yu. Improving rail transit security with enhanced yolov5 obstacle detection. *Transportation Safety and Environment*, 6(4):tdae020, 2024.

[23] Yian Zhao, Wenyu Lv, Shangliang Xu, Jinman Wei, Guanzhong Wang, Qingqing Dang, Yi Liu, and Jie Chen. Detrs beat yolos on real-time object detection. In *Proceedings of the IEEE/CVF conference on computer vision and pattern recognition*, pages 16965–16974, 2024.

[24] Yuheng Zhao, Yin He, Yufei Que, and Yiming Wang. Millimeter wave radar denoising and obstacle detection in highly dynamic railway environment. In *2023 IEEE 6th Information Technology, Networking, Electronic and Automation Control Conference (ITNEC)*, volume 6, pages 1149–1153. IEEE, 2023.

NeurIPS Paper Checklist

The checklist is designed to encourage best practices for responsible machine learning research, addressing issues of reproducibility, transparency, research ethics, and societal impact. Do not remove the checklist: **The papers not including the checklist will be desk rejected.** The checklist should follow the references and follow the (optional) supplemental material. The checklist does NOT count towards the page limit.

Please read the checklist guidelines carefully for information on how to answer these questions. For each question in the checklist:

- You should answer [Yes] , [No] , or [NA] .
- [NA] means either that the question is Not Applicable for that particular paper or the relevant information is Not Available.
- Please provide a short (1–2 sentence) justification right after your answer (even for NA).

The checklist answers are an integral part of your paper submission. They are visible to the reviewers, area chairs, senior area chairs, and ethics reviewers. You will be asked to also include it (after eventual revisions) with the final version of your paper, and its final version will be published with the paper.

The reviewers of your paper will be asked to use the checklist as one of the factors in their evaluation. While "[Yes] " is generally preferable to "[No] ", it is perfectly acceptable to answer "[No] " provided a proper justification is given (e.g., "error bars are not reported because it would be too computationally expensive" or "we were unable to find the license for the dataset we used"). In general, answering "[No] " or "[NA] " is not grounds for rejection. While the questions are phrased in a binary way, we acknowledge that the true answer is often more nuanced, so please just use your best judgment and write a justification to elaborate. All supporting evidence can appear either in the main paper or the supplemental material, provided in appendix. If you answer [Yes] to a question, in the justification please point to the section(s) where related material for the question can be found.

IMPORTANT, please:

- **Delete this instruction block, but keep the section heading "NeurIPS Paper Checklist"**,
- **Keep the checklist subsection headings, questions/answers and guidelines below.**
- **Do not modify the questions and only use the provided macros for your answers**.

1. **Claims**

   Question: Do the main claims made in the abstract and introduction accurately reflect the paper's contributions and scope?

   Answer:[Yes]

   Justification: Abstract states the contributions and scope

   Guidelines:

   - The answer NA means that the abstract and introduction do not include the claims made in the paper.
   - The abstract and/or introduction should clearly state the claims made, including the contributions made in the paper and important assumptions and limitations. A No or NA answer to this question will not be perceived well by the reviewers.
   - The claims made should match theoretical and experimental results, and reflect how much the results can be expected to generalize to other settings.
   - It is fine to include aspirational goals as motivation as long as it is clear that these goals are not attained by the paper.

2. **Limitations**

   Question: Does the paper discuss the limitations of the work performed by the authors?

   Answer: [Yes]

   Justification: in discussion section, we discuss the limitations of the work

Guidelines:

- The answer NA means that the paper has no limitation while the answer No means that the paper has limitations, but those are not discussed in the paper.
- The authors are encouraged to create a separate "Limitations" section in their paper.
- The paper should point out any strong assumptions and how robust the results are to violations of these assumptions (e.g., independence assumptions, noiseless settings, model well-specification, asymptotic approximations only holding locally). The authors should reflect on how these assumptions might be violated in practice and what the implications would be.
- The authors should reflect on the scope of the claims made, e.g., if the approach was only tested on a few datasets or with a few runs. In general, empirical results often depend on implicit assumptions, which should be articulated.
- The authors should reflect on the factors that influence the performance of the approach. For example, a facial recognition algorithm may perform poorly when image resolution is low or images are taken in low lighting. Or a speech-to-text system might not be used reliably to provide closed captions for online lectures because it fails to handle technical jargon.
- The authors should discuss the computational efficiency of the proposed algorithms and how they scale with dataset size.
- If applicable, the authors should discuss possible limitations of their approach to address problems of privacy and fairness.
- While the authors might fear that complete honesty about limitations might be used by reviewers as grounds for rejection, a worse outcome might be that reviewers discover limitations that aren't acknowledged in the paper. The authors should use their best judgment and recognize that individual actions in favor of transparency play an important role in developing norms that preserve the integrity of the community. Reviewers will be specifically instructed to not penalize honesty concerning limitations.

3. **Theory assumptions and proofs**

   Question: For each theoretical result, does the paper provide the full set of assumptions and a complete (and correct) proof?

   Answer: [NA]

   Justification: No complete proof provided

   Guidelines:

   - The answer NA means that the paper does not include theoretical results.
   - All the theorems, formulas, and proofs in the paper should be numbered and cross-referenced.
   - All assumptions should be clearly stated or referenced in the statement of any theorems.
   - The proofs can either appear in the main paper or the supplemental material, but if they appear in the supplemental material, the authors are encouraged to provide a short proof sketch to provide intuition.
   - Inversely, any informal proof provided in the core of the paper should be complemented by formal proofs provided in appendix or supplemental material.
   - Theorems and Lemmas that the proof relies upon should be properly referenced.

4. **Experimental result reproducibility**

   Question: Does the paper fully disclose all the information needed to reproduce the main experimental results of the paper to the extent that it affects the main claims and/or conclusions of the paper (regardless of whether the code and data are provided or not)?

   Answer: [Yes]

   Justification: **[TODO]**

   Guidelines:

   - The answer NA means that the paper does not include experiments.

- If the paper includes experiments, a No answer to this question will not be perceived well by the reviewers: Making the paper reproducible is important, regardless of whether the code and data are provided or not.
- If the contribution is a dataset and/or model, the authors should describe the steps taken to make their results reproducible or verifiable.
- Depending on the contribution, reproducibility can be accomplished in various ways. For example, if the contribution is a novel architecture, describing the architecture fully might suffice, or if the contribution is a specific model and empirical evaluation, it may be necessary to either make it possible for others to replicate the model with the same dataset, or provide access to the model. In general. releasing code and data is often one good way to accomplish this, but reproducibility can also be provided via detailed instructions for how to replicate the results, access to a hosted model (e.g., in the case of a large language model), releasing of a model checkpoint, or other means that are appropriate to the research performed.
- While NeurIPS does not require releasing code, the conference does require all submissions to provide some reasonable avenue for reproducibility, which may depend on the nature of the contribution. For example
  (a) If the contribution is primarily a new algorithm, the paper should make it clear how to reproduce that algorithm.
  (b) If the contribution is primarily a new model architecture, the paper should describe the architecture clearly and fully.
  (c) If the contribution is a new model (e.g., a large language model), then there should either be a way to access this model for reproducing the results or a way to reproduce the model (e.g., with an open-source dataset or instructions for how to construct the dataset).
  (d) We recognize that reproducibility may be tricky in some cases, in which case authors are welcome to describe the particular way they provide for reproducibility. In the case of closed-source models, it may be that access to the model is limited in some way (e.g., to registered users), but it should be possible for other researchers to have some path to reproducing or verifying the results.

5. **Open access to data and code**

   Question: Does the paper provide open access to the data and code, with sufficient instructions to faithfully reproduce the main experimental results, as described in supplemental material?

   Answer: [Yes]

   Justification: dataset and code are all avaliable

   Guidelines:

   - The answer NA means that paper does not include experiments requiring code.
   - Please see the NeurIPS code and data submission guidelines (https://nips.cc/public/guides/CodeSubmissionPolicy) for more details.
   - While we encourage the release of code and data, we understand that this might not be possible, so "No" is an acceptable answer. Papers cannot be rejected simply for not including code, unless this is central to the contribution (e.g., for a new open-source benchmark).
   - The instructions should contain the exact command and environment needed to run to reproduce the results. See the NeurIPS code and data submission guidelines (https://nips.cc/public/guides/CodeSubmissionPolicy) for more details.
   - The authors should provide instructions on data access and preparation, including how to access the raw data, preprocessed data, intermediate data, and generated data, etc.
   - The authors should provide scripts to reproduce all experimental results for the new proposed method and baselines. If only a subset of experiments are reproducible, they should state which ones are omitted from the script and why.
   - At submission time, to preserve anonymity, the authors should release anonymized versions (if applicable).

- Providing as much information as possible in supplemental material (appended to the paper) is recommended, but including URLs to data and code is permitted.

6. **Experimental setting/details**

   Question: Does the paper specify all the training and test details (e.g., data splits, hyper-parameters, how they were chosen, type of optimizer, etc.) necessary to understand the results?

   Answer:[Yes]

   Justification: yes, in experiment setting part

   Guidelines:

   - The answer NA means that the paper does not include experiments.
   - The experimental setting should be presented in the core of the paper to a level of detail that is necessary to appreciate the results and make sense of them.
   - The full details can be provided either with the code, in appendix, or as supplemental material.

7. **Experiment statistical significance**

   Question: Does the paper report error bars suitably and correctly defined or other appropriate information about the statistical significance of the experiments?

   Answer: **[TODO]**

   Justification: **[TODO]**

   Guidelines:

   - The answer NA means that the paper does not include experiments.
   - The authors should answer "Yes" if the results are accompanied by error bars, confidence intervals, or statistical significance tests, at least for the experiments that support the main claims of the paper.
   - The factors of variability that the error bars are capturing should be clearly stated (for example, train/test split, initialization, random drawing of some parameter, or overall run with given experimental conditions).
   - The method for calculating the error bars should be explained (closed form formula, call to a library function, bootstrap, etc.)
   - The assumptions made should be given (e.g., Normally distributed errors).
   - It should be clear whether the error bar is the standard deviation or the standard error of the mean.
   - It is OK to report 1-sigma error bars, but one should state it. The authors should preferably report a 2-sigma error bar than state that they have a 96% CI, if the hypothesis of Normality of errors is not verified.
   - For asymmetric distributions, the authors should be careful not to show in tables or figures symmetric error bars that would yield results that are out of range (e.g. negative error rates).
   - If error bars are reported in tables or plots, The authors should explain in the text how they were calculated and reference the corresponding figures or tables in the text.

8. **Experiments compute resources**

   Question: For each experiment, does the paper provide sufficient information on the computer resources (type of compute workers, memory, time of execution) needed to reproduce the experiments?

   Answer: [Yes]

   Justification: yes, in setting part

   Guidelines:

   - The answer NA means that the paper does not include experiments.
   - The paper should indicate the type of compute workers CPU or GPU, internal cluster, or cloud provider, including relevant memory and storage.

- The paper should provide the amount of compute required for each of the individual experimental runs as well as estimate the total compute.
- The paper should disclose whether the full research project required more compute than the experiments reported in the paper (e.g., preliminary or failed experiments that didn't make it into the paper).

9. **Code of ethics**

   Question: Does the research conducted in the paper conform, in every respect, with the NeurIPS Code of Ethics https://neurips.cc/public/EthicsGuidelines?

   Answer: [Yes]

   Justification: **[TODO]**

   Guidelines:

   - The answer NA means that the authors have not reviewed the NeurIPS Code of Ethics.
   - If the authors answer No, they should explain the special circumstances that require a deviation from the Code of Ethics.
   - The authors should make sure to preserve anonymity (e.g., if there is a special consideration due to laws or regulations in their jurisdiction).

10. **Broader impacts**

    Question: Does the paper discuss both potential positive societal impacts and negative societal impacts of the work performed?

    Answer: [Yes]

    Justification: in discussion part

    Guidelines:

    - The answer NA means that there is no societal impact of the work performed.
    - If the authors answer NA or No, they should explain why their work has no societal impact or why the paper does not address societal impact.
    - Examples of negative societal impacts include potential malicious or unintended uses (e.g., disinformation, generating fake profiles, surveillance), fairness considerations (e.g., deployment of technologies that could make decisions that unfairly impact specific groups), privacy considerations, and security considerations.
    - The conference expects that many papers will be foundational research and not tied to particular applications, let alone deployments. However, if there is a direct path to any negative applications, the authors should point it out. For example, it is legitimate to point out that an improvement in the quality of generative models could be used to generate deepfakes for disinformation. On the other hand, it is not needed to point out that a generic algorithm for optimizing neural networks could enable people to train models that generate Deepfakes faster.
    - The authors should consider possible harms that could arise when the technology is being used as intended and functioning correctly, harms that could arise when the technology is being used as intended but gives incorrect results, and harms following from (intentional or unintentional) misuse of the technology.
    - If there are negative societal impacts, the authors could also discuss possible mitigation strategies (e.g., gated release of models, providing defenses in addition to attacks, mechanisms for monitoring misuse, mechanisms to monitor how a system learns from feedback over time, improving the efficiency and accessibility of ML).

11. **Safeguards**

    Question: Does the paper describe safeguards that have been put in place for responsible release of data or models that have a high risk for misuse (e.g., pretrained language models, image generators, or scraped datasets)?

    Answer: [Yes]

    Justification: in discussion part

    Guidelines:

    - The answer NA means that the paper poses no such risks.

- Released models that have a high risk for misuse or dual-use should be released with necessary safeguards to allow for controlled use of the model, for example by requiring that users adhere to usage guidelines or restrictions to access the model or implementing safety filters.
- Datasets that have been scraped from the Internet could pose safety risks. The authors should describe how they avoided releasing unsafe images.
- We recognize that providing effective safeguards is challenging, and many papers do not require this, but we encourage authors to take this into account and make a best faith effort.

12. **Licenses for existing assets**

    Question: Are the creators or original owners of assets (e.g., code, data, models), used in the paper, properly credited and are the license and terms of use explicitly mentioned and properly respected?

    Answer:[Yes]

    Justification: we introduce all tools and datasets we used

    Guidelines:

    - The answer NA means that the paper does not use existing assets.
    - The authors should cite the original paper that produced the code package or dataset.
    - The authors should state which version of the asset is used and, if possible, include a URL.
    - The name of the license (e.g., CC-BY 4.0) should be included for each asset.
    - For scraped data from a particular source (e.g., website), the copyright and terms of service of that source should be provided.
    - If assets are released, the license, copyright information, and terms of use in the package should be provided. For popular datasets, `paperswithcode.com/datasets` has curated licenses for some datasets. Their licensing guide can help determine the license of a dataset.
    - For existing datasets that are re-packaged, both the original license and the license of the derived asset (if it has changed) should be provided.
    - If this information is not available online, the authors are encouraged to reach out to the asset's creators.

13. **New assets**

    Question: Are new assets introduced in the paper well documented and is the documentation provided alongside the assets?

    Answer: [Yes]

    Justification: **[TODO]**

    Guidelines:

    - The answer NA means that the paper does not release new assets.
    - Researchers should communicate the details of the dataset/code/model as part of their submissions via structured templates. This includes details about training, license, limitations, etc.
    - The paper should discuss whether and how consent was obtained from people whose asset is used.
    - At submission time, remember to anonymize your assets (if applicable). You can either create an anonymized URL or include an anonymized zip file.

14. **Crowdsourcing and research with human subjects**

    Question: For crowdsourcing experiments and research with human subjects, does the paper include the full text of instructions given to participants and screenshots, if applicable, as well as details about compensation (if any)?

    Answer: [No]

    Justification: used previous dataset of human subjects

Guidelines:

- The answer NA means that the paper does not involve crowdsourcing nor research with human subjects.
- Including this information in the supplemental material is fine, but if the main contribution of the paper involves human subjects, then as much detail as possible should be included in the main paper.
- According to the NeurIPS Code of Ethics, workers involved in data collection, curation, or other labor should be paid at least the minimum wage in the country of the data collector.

15. **Institutional review board (IRB) approvals or equivalent for research with human subjects**

    Question: Does the paper describe potential risks incurred by study participants, whether such risks were disclosed to the subjects, and whether Institutional Review Board (IRB) approvals (or an equivalent approval/review based on the requirements of your country or institution) were obtained?

    Answer: [No]

    Justification: No related risk

    Guidelines:

    - The answer NA means that the paper does not involve crowdsourcing nor research with human subjects.
    - Depending on the country in which research is conducted, IRB approval (or equivalent) may be required for any human subjects research. If you obtained IRB approval, you should clearly state this in the paper.
    - We recognize that the procedures for this may vary significantly between institutions and locations, and we expect authors to adhere to the NeurIPS Code of Ethics and the guidelines for their institution.
    - For initial submissions, do not include any information that would break anonymity (if applicable), such as the institution conducting the review.

16. **Declaration of LLM usage**

    Question: Does the paper describe the usage of LLMs if it is an important, original, or non-standard component of the core methods in this research? Note that if the LLM is used only for writing, editing, or formatting purposes and does not impact the core methodology, scientific rigorousness, or originality of the research, declaration is not required.

    Answer: [NA]

    Justification: no LLM used in experiments

    Guidelines:

    - The answer NA means that the core method development in this research does not involve LLMs as any important, original, or non-standard components.
    - Please refer to our LLM policy (https://neurips.cc/Conferences/2025/LLM) for what should or should not be described.