Dimensioning and Optimization of Reliability Coverage in Local 6G Networks

Jacek Kibiłda, Dian Echevarría Pérez, André Gomes, Onel L. Alcaraz López, Arthur S. de Sena, Nurul Huda Mahmood, Hirley Alves

arXiv:2505.09440v1 [cs.NI] 14 May 2025

***Abstract*—Enabling vertical use cases for the sixth generation (6G) wireless networks, such as automated manufacturing, immersive extended reality (XR), and self-driving fleets, will require network designs that meet reliability and latency targets in well-defined service areas. In order to establish a quantifiable design objective, we introduce the novel concept of "reliability coverage", defined as the percentage area covered by communication services operating under well-defined reliability and performance targets. Reliability coverage allows us to unify the different network design tasks occurring at different time scales, namely resource orchestration and allocation, resulting in a single framework for dimensioning and optimization in local 6G networks. The two time scales, when considered together, yield remarkably consistent results and allow us to observe how stringent reliability/latency requirements translate into the increased wireless network resource demands.**

I. Introduction

Recently, the International Telecommunication Union - Radiocommunication (ITU-R) designated Hyper-Reliable and Low-Latency Communications (HRLLC) as one of the six driving usage scenarios for IMT-2030 [1]. HRLLC will be the successor to Ultra-Reliable and Low-Latency Communications (URLLC), potentially targeting revised reliability and latency figures but also enhanced scalability, deterministic performance, and seamless integration with emerging sixth-generation (6G) wireless network technologies in support of new and upcoming vertical applications, such as automated manufacturing, immersive extended reality (XR), and self-driving fleet. However, there is the rub: despite significant research efforts and success in controlled settings [2], URLLC services have yet to translate into real-world deployments [3], with some studies reporting on their limited attainability at a system level [4], and therefore putting into question the feasibility of HRLLC.

In this article, we argue that one key open challenge to enable reliability and low latency-based services such as URLLC, or more prospectively HRLLC, lies in ensuring the availability of a network that is able to meet reliability and latency targets in the contexts specified by a vertical requiring those services. Herein, we will use the term vertical to refer to a business or an organization focused on delivering highly specialized mission-critical services to a well-defined population.

J. Kibiłda is with the Commonwealth Cyber Initiative (CCI) and the Department of Electrical and Computer Engineering, Virginia Tech, USA. Email: jkibilda@vt.edu.

D. E. Pérez, O. López, A. S. de Sena, N. H. Mahmood, and H. Alves are with the Centre for Wireless Communications (CWC), University of Oulu, Finland.

André Gomes is with Rowan University, USA. Email: gomesa@rowan.edu.

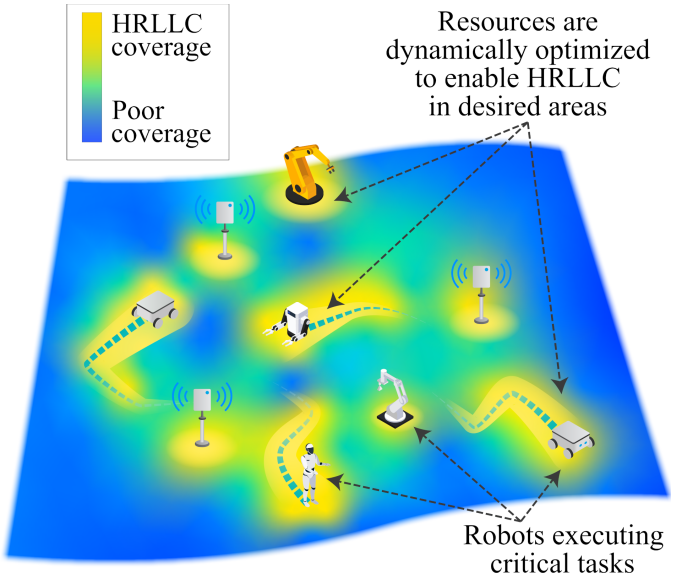

Fig. 1. Visualization of the localized network coverage of reliability-based services within an automated factory scenario with autonomous vehicles and robots.

This, for instance, can be a factory, a transportation company, or a healthcare facility. A common requirement for a vertical, particularly in machine-centric applications, is the need for operating across a well-defined, often local, service area [5]. We can illustrate our argument with an example of a factory campus, as in Figure 1, where vehicles and robots operate locally and autonomously, performing tasks over delimited routes and zones that require wireless network coverage at stringent levels of reliability to enable seamless operations and safety. Other examples, inspired by the 6G use cases envisioned by the Next G Alliance, can also be construed: i) remote surgery and health monitoring must be provided in well-defined areas of a healthcare facility or a patient location; ii) transportation networks, particularly those involving autonomous vehicles, must ensure safety and coordination across all stretches of the transport grid; and iii) emergency services must ensure timely response and coordination within a city district.

The challenge is that the widely adopted ITU-R definition of reliability for URLLC usage scenarios [6] takes a per-link reliability perspective by focusing on the success probability of transmitting a layer 2 or 3 packet between two radio communication end-points rather than that of the vertical service area. The service area perspective calls for

new ways to express vertical requirements for URLLC and overall reliability, focusing on network design targets and radio coverage.

The notion of reliability in radio coverage can be traced back to the concept of meta-distribution that defines the statistical distribution of Signal to Interference Ratio (SIR) outages over space [7]. This more granular perspective on SIR distributions allows one to statistically describe the percentage of links that may be served at a given signal level with a pre-specified reliability, and assuming appropriately chosen statistical processes describing the network's spatial distribution. At around the same time, the notion of cell availability was introduced to quantify the percentage of the cell area where the SIR is guaranteed to exceed a certain threshold at a pre-specified guarantee level [8]. Both approaches are focused on stochastic modeling and the stochastic description of SIRs in particular. More recently, translating location-specific performance into network performance coverage was considered as a task for machine learning models that can be trained on real or synthetic datasets to produce the *performance manifold* [9]. However, the outstanding question in those works is how to translate vertical service requirements associated with connectivity (in particular URLLC or HRLLC) offering to network dimensioning and optimization targets. Since SIR (or, broadly, Signal to Interference and Noise Ratio (SINR)) is considered the *first-order predictor of link reliability* and a fundamental block for any communications performance metrics [10], we will use it to build our proposed framework.

In this article, we propose the notion of *reliability coverage*, which quantifies the service area (in percentage) of communication services operating under well-defined performance and link reliability targets. Subsequently, building on our prior works [11]–[13], we show how reliability coverage can be used to aid in network design tasks such as resource dimensioning and optimization. Here, resource dimensioning refers to the process of determining and orchestrating the necessary network resource levels (e.g., the amount of spectrum or network density), while resource optimization refers to the process of allocating and dynamically managing the available network resources (e.g., channels, rates, and power). Both processes are associated with different time-scales (i.e., the non-realtime and near-realtime control loops).

Extensive system-level simulations validate the effectiveness of the proposed framework in supporting URLLC/HRLLC in local 6G networks. Importantly, we observe remarkable consistency in results across the non-realtime and near-realtime tasks. First, more stringent reliability/latency and coverage targets necessitate increased spectrum supply. Second, the amount of spectrum needed will depend on the reliability coverage target and network density. In the low-reliability-coverage regime, networks of higher density require additional spectrum to meet the coverage targets. The opposite seems to hold in the high-reliability-coverage regime, whereby higher density networks offer better reliability coverage for a given spectrum amount. Similarly, when coverage is optimized, we see that additional resources, such as spectrum or transmit power, are required as the reliability requirements become more stringent. However, the accuracy of localization techniques strongly influences the performance: higher localization errors necessitate a more conservative resource optimization to account for uncertainties.

Consequently, the main contribution of this article is a unified framework for coverage dimensioning and optimization in local 6G networks to support current and future reliability and low-latency services. As such, the following text provides basic definitions associated with reliability coverage and an overview of our framework for reliability coverage dimensioning and optimization. It then delves into the problem of dimensioning of resource levels needed to support URLLC/HRLLC in a case study local network. That same case study local network is then subject to resource optimization based on reliability coverage maps. The article concludes with a discussion of open challenges and future research directions.

II. Defining Reliability Coverage

Before we introduce our proposed framework, let us recap the ITU-R definition of reliability in mobile communication services [6]: reliability is the success probability of transmitting a certain number of (user-plane) data bits within a latency deadline. In URLLC, the prefix ultra refers to reliability levels often denoted as a function of "nines" (where five-nines is 99.999%) and low latency to deadlines of a few milliseconds or less.

Following from that definition, reliability can be generalized as the probability of a link associated with a user at location x exceeding an arbitrary performance target γ:

$$\alpha_x(\theta, \gamma) = \Pr(\Gamma(\theta) \geq \gamma | x), \tag{1}$$

where $\Gamma(\theta)$ is the key performance metric based on SINR affected by random phenomena (e.g., fading, blockage, and interference) and a network design configuration θ (e.g., network density, bandwidth, transmit power, number of antennas, etc.) The range of $\Gamma(\theta)$ depends generally on the application. Without loss of generality, we assume it spans non-negative real numbers, which corresponds to the conventional communications performance metrics based on SINR, such as user-plane latency (of particular importance to URLLC and HRLLC), spectral efficiency, or energy efficiency [10]. In more practical usage cases, such as rate selection, it can also be restricted to a set of discrete values that correspond to the discrete set of SINR levels reported by the end-user devices.

Consequently, we define *reliability coverage* as the service area (in percentage) from which the observed reliability level is greater than or equal to a reliability requirement $\alpha^\star$. For a $d-$dimensional service area $\mathcal{X} \subset \mathbb{R}^d$, reliability coverage can be expressed as:

$$\eta(\theta, \gamma, \alpha^\star) = |\mathcal{X}'|/|\mathcal{X}|, \tag{2}$$

where $\mathcal{X}' = \{x \in \mathcal{X} : \alpha_x(\theta, \gamma) \geq \alpha^\star\}$ is the α-coverage set of $\mathcal{X}$, and $|\cdot|$ is the Lebesgue measure of dimension d. The defined α-coverage set can be obtained directly using extensive simulations (as in Section IV), estimated with the help of statistical models (as in Section V), or interpreted as the performance manifold and estimated using machine learning methods [9].

Now, reliability coverage allows a vertical to map its requirements onto a particular network design. Taking a concrete example of the following requirements specified by the Next Generation Mobile Networks (NGMN) Alliance for advanced industrial robots, which require target reliability and latency levels of 99.9999% and 2 ms. The coverage reliability requirement depends on the factory's needs and can include covering 95% of the network area. With these requirements defined (e.g., $\alpha^\star = 99.9999\%$, $\gamma = 2$ ms, and $\eta^\star = 95\%$), the network can be orchestrated and resources θ allocated such that the obtained reliability coverage satisfies $\eta(\theta, \gamma, \alpha^\star) \geq \eta^\star$.

III. Reliability Coverage Design Framework

Our proposed framework for designing mobile networks' reliability coverage is illustrated in Figure 2. At the outset, a vertical defines its reliability service requirements in terms of its i) target performance γ, ii) target reliability level $\alpha^\star$, and iii) target reliability coverage $\eta^\star$.

In the *resource dimensioning* phase, performance targets γ are used to determine the necessary levels of network resources θ (e.g., the amount of spectrum or the density of the network). This process involves long-scale (i.e., non-real-time) estimation to output network resource needs, and may involve long-term statistical data and models, as well as projections. The resources may come from greenfield deployments whenever a new network needs to be deployed or can be offered from the pool of resources available within an existing network in a given locality or a superposition of different networks (e.g., as in a sharing agreement between mobile operators). These can then be orchestrated into virtual network slices tailored to specific service requirements. With reliability coverage, the additional challenge in the process involves the inclusion of vertical service-specific reliability and coverage targets $\alpha^\star$ and $\eta^\star$.

In the *resource optimization* phase, the determined resources are then allocated to accommodate adaptive radio resource management, resulting in a resource allocation policy. This process may involve fine-tuning and optimizing dimensioned network resources to improve the achievable rate or latency based on near-real-time data. This stage is crucial for adapting to dynamic conditions and ensuring performance requirements are met throughout the service area. The process should generally take advantage of radio maps to describe location-specific characteristics of the received signal. In the case of reliability coverage, these need to be adapted to reflect the tail-end behavior of the received signal, a methodology recently explored in [13], [14]. Tail-end-focused radio maps provide location-specific insights into signal quality, allowing for more detailed resource allocation and the optimization of reliability coverage [14]. As a result of both processes, different network design policies might yield long-term network statistics changes, thus calling for the triggering of non-realtime loops, followed by subsequent near-realtime optimizations.

In the following sections, we document and discuss the results of a system-level numerical study of resource dimensioning and resource optimization in application to URLLC service provisioning over a case study local area network. Given the limited space, we only focus on the system-level aspect of reliable communications in this work, while other relevant aspects, like the distribution of failures, synchronization, etc., are left for future work.

IV. Resource Dimensioning for Reliability Coverage

In this section, we focus on showcasing the first part of the framework illustrated in Figure 2. Our goal is to devise the necessary magnitudes of network resources θ to support requirements $(\gamma, \alpha^\star, \eta^\star)$. Focusing on vertical scenarios of industrial networks, we consider a 200×200 meter network area and the 3GPP 3D-UMi network model in [15]. As a reference, we define our performance metric as the user-plane latency and refer to typical URLLC requirements of transmitting 32 bytes of data within a $\gamma = 1$ ms deadline. The user-plane latency is assumed to be inversely proportional to the Shannon capacity. Without fine-grained information about the network deployment, at this phase, we assume a generic deployment in which Access Points (APs) and user locations are modeled as a binomial point process. We focus on the downlink and assume that i) the transmit power is 30 dBm, ii) APs and mobiles are equipped with isotropic antennas installed 10 and 1.5 m from the ground, iii) the carrier frequency is 1.5 GHz, and iv) path loss, fading, and line-of-sight probability follow [15, Tables 7.2-1 and -2]. Furthermore, we focus on interference-limited regimes, where APs operate at the same frequency band and are constantly transmitting. As interference can complicate meeting URLLC requirements, by focusing on interference-limited networks, we can estimate the upper bound of what it takes to orchestrate resources to support these services (e.g., in an industrial network scenario).

For simplicity, we focus on two network resources that are at the core of any wireless systems, spectrum and network density, denoting $\theta = \{w, n\}$, where w refers to the available bandwidth for communication and n the number of APs. First, let us consider bandwidth as a means of enabling higher reliability for a given latency. In our case study, additional bandwidth expands the reliability coverage. Figure 3 shows the reliability coverage as a function of the bandwidth in network deployments with $n = 20$ APs for different reliability levels. As we would expect, higher reliability levels $\alpha^\star$ require additional resources (bandwidth in this case) to support reliability-based services throughout the network (note how curves shift to the right); or, equivalently, that reliability coverage decreases as a function of $\alpha^\star$. For instance, if $w = 10$ MHz is available, Figure 3 suggests that nearly the entire network service area can support reliability levels of $\alpha^\star \in \{90\%, 99.9\%\}$, but reliability coverage is limited to $\approx 80\%$ of the network service area when $\alpha^\star = 99.999\%$. To expand the support for $\alpha^\star = 99.999\%$ (e.g., if the required reliability coverage is $\eta^\star \geq 99\%$), Figure 3 indicates that the service provider should consider spectrum and transmission modes that offer more than 20 MHz of bandwidth.

Alternatively, the service provider can deploy more APs to facilitate meeting URLLC goals throughout the network. Intuitively, deploying more APs can be beneficial because

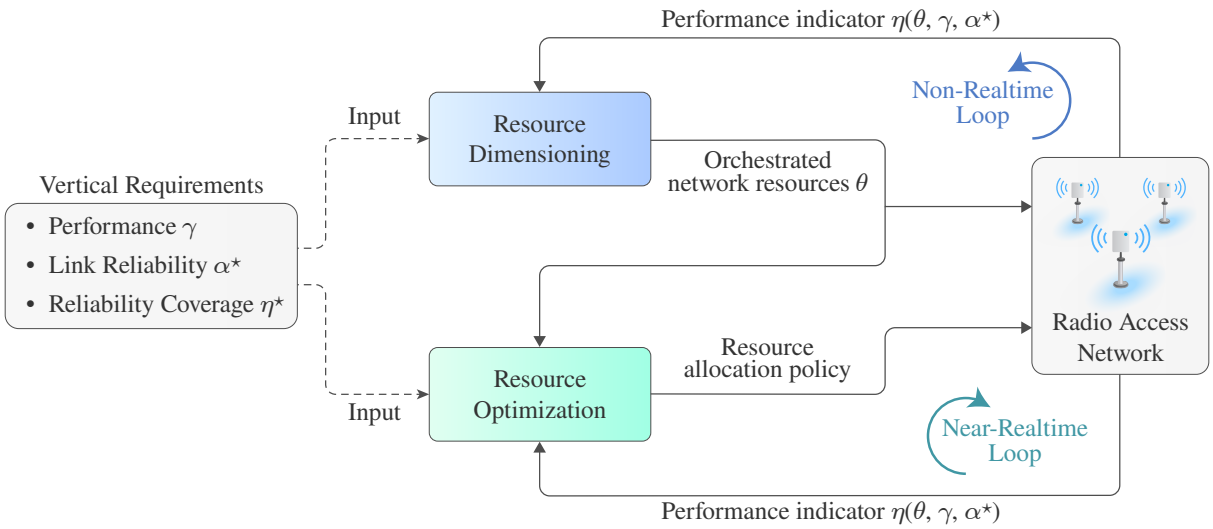

Fig. 2. Framework overview: A vertical sets its targets $(\gamma, \alpha^\star, \eta^\star)$ which are input to the Resource Orchestration that uses *reliability coverage* to obtain the necessary network configuration, and Resource Allocation that uses these to allocate resources based on dynamic information about the channel it obtains from a reliability coverage map. Both processes result in changes monitored through control loops of varying time scales.

it reduces the pathloss between APs and mobile users. In Figure 4, we focus on the reliability target of $\alpha^\star = 99.999\%$ and consider how reliability coverage varies according to $\theta = \{w, n\}$. There are two important observations here. Overall, as opposed to what one might expect, deploying more APs can increase the demand for bandwidth, implying that densification might be harmful (see how curves shift to the right). This is because, while densification reduces pathloss, it also increases interference in interference-limited regimes without interference control, increasing the demand for bandwidth to meet the required URLLC performance targets. However, Figure 4 suggests that network density plays an important role in covering the edge and alleviates the demand for bandwidth when high reliability coverage is required. This is beneficial and particularly interesting in scenarios where achieving high levels of reliability coverage is desirable. For instance, in Figure 4, achieving $\eta^\star = 99\%$ in sparse deployments (e.g., $n = 5$ APs) requires tens, if not hundreds, of MHz of bandwidth. In contrast, the same $\eta^\star = 99\%$ can be achieved with $w \approx 20\,\text{MHz}$ in deployments with $n \geq 15$ APs.

While the example above focuses on spectrum and density in a particular 3GPP network model, it is important to highlight that the framework does not rely on any assumption about the type of resources to be dimensioned or even the network model. The same methodology can be applied to dimension any set of network resources or parameters θ that can be mapped onto $\Gamma(\theta)$.

V. Resource Optimization for Reliability Coverage

The post-dimensioning phase involves dynamically managing radio resources—such as transmission channels, rates, power, and network slices—to efficiently adapt to local network conditions while meeting performance targets. Accurate

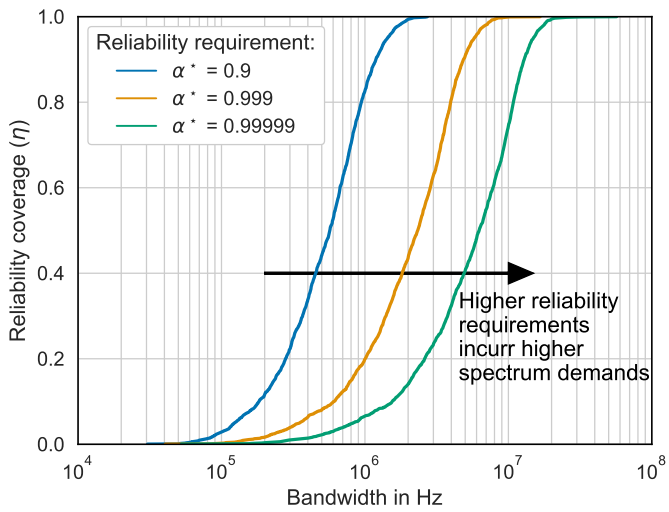

Fig. 3. Reliability coverage for different $\alpha^\star$-reliability levels as a function of the bandwidth for a network density of $N = 20$ APs. Note: $\eta \in [0, 1]$ and $\alpha^\star \in [0, 1]$.

knowledge of SINR is critical for effective resource optimization, and for the reliability coverage estimation. This knowledge can be categorized as instantaneous SINR, vital for real-time adjustments, and statistical SINR, which offers insights into long-term performance and reliability under varying conditions. Both types of SINR are complementary, with statistical SINR being particularly important in scenarios requiring ultra- and hyper-reliability and low latency since it captures worst-case signal variations that can critically impact performance.

However, statistical SINR can be prohibitively difficult to estimate in ultra- and hyper-reliability regimes, due to the increased data collection burden [14]. In this framework, we propose to leverage Extreme Value Theory (EVT), a powerful statistical tool for modeling the extreme tails of distributions;

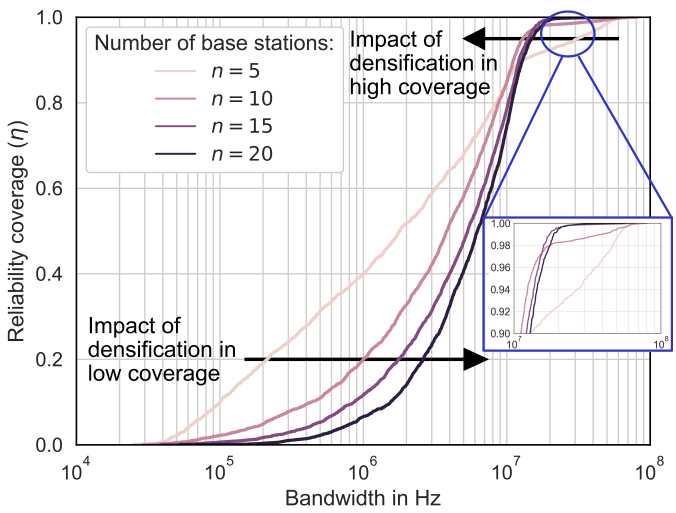

Fig. 4. Reliability coverage for different network densities as a function of the bandwidth with respect to $\alpha^\star = 0.99999$ (or 99.999%). Note: $\eta \in [0, 1]$.

and radio maps, a tool to account for the spatial correlation of SINR variations across the network. By combining EVT for tail SINR characterization with radio maps for spatial prediction, we can achieve a more comprehensive and practical approach to meeting the requirements of URLLC and HRLLC systems across local networks [13]. Constructing accurate radio reliability coverage maps requires knowledge of multiple location-specific SINR measurements across the coverage area.

In order to showcase the resource optimization component of our framework, we consider dimensioning, which resulted in a deployment configuration, maintaining assumptions i) – iv) from Section IV. Furthermore, we consider the outage requirement defined by $1 - \alpha^\star$, as given in Equation 1. We also assume precise localization of the transceivers, with five APs deployed within the 200×200 meter network area and an allocated bandwidth of 50 MHz.

Figure 5 shows, on a logarithmic scale, the outage probabilities simulated with a vertical/horizontal spacing of 1 m across the coverage area, illustrating how effectively the optimized resources meet the target $1 - \alpha^\star \leq 10^{-3}$ with a 1 ms latency constraint under the given network assumptions. The results indicate that the performance targets are achieved in $\eta = 99.85\%$ of the service coverage. Figure 6 illustrates the reliability coverage for different α-reliability targets, latency thresholds γ, and various deployments of location-specific SINR measurements. For less stringent reliability requirements, such as $\alpha^\star = 99.9\%$, nearly 100% of the reliability coverage area meets the target outage probability with a latency below 1 ms. However, as the reliability requirement tightens to $\alpha^\star = 99.999\%$, the reliability coverage decreases to 95.2%. These results align closely with those of Figure 4 for a network with five APs and 50 MHz of bandwidth, where the reliability coverage remains around 98%. Stricter latency constraints further impact reliability coverage. For instance, when $\gamma = 0.1$ ms with $\alpha^\star = 99.999\%$, the coverage drops significantly to 78.51%. Expanding the coverage area that meets these stringent requirements can be achieved, for instance, by acquiring additional spectrum or enhancing network density through additional infrastructure deployment, as discussed in Section IV.

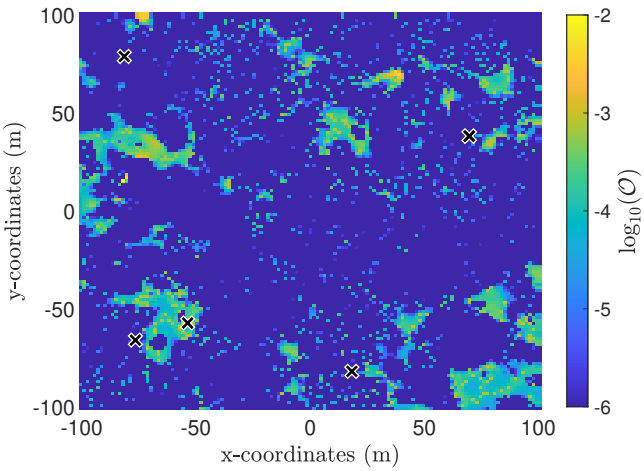

Fig. 5. Map showing $\log_{10}(\mathcal{O})$, representing the achieved outage $\mathcal{O}$ with transmissions under $\gamma \leq 1$ ms across the coverage area. The target 10^{-3} is met in 99.85% of the coverage area with a bandwidth of 50 MHz. The markers denote the positions of APs.

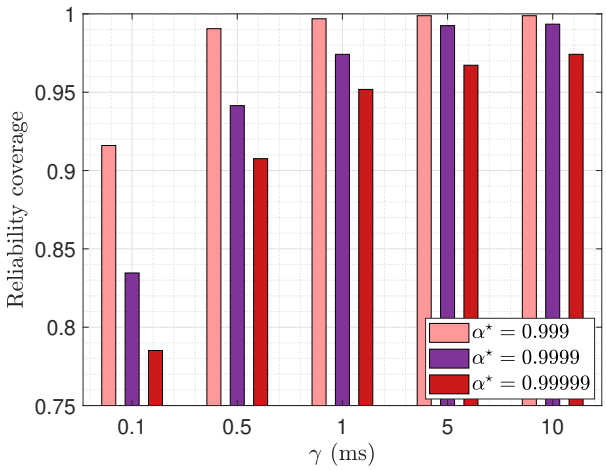

Fig. 6. Reliability coverage for various latency targets γ and $\alpha^\star$-reliability levels, assuming perfect transceiver localization and the deployment of five APs within the coverage area. Bandwidth is fixed at 50 MHz.

VI. Open Challenges and Future Directions

This article introduces the concept of *reliability coverage* (i.e., the intersection of service availability with high reliability and low latency guarantees). Focusing on reliability coverage provides an objective for network design in well-defined local contexts specified by the vertical services to enable URLLC, HRLLC, and similar services. In this article, two network design tasks are considered: resource dimensioning and optimization based on radio coverage maps. Extensive simulations validate the effectiveness of the proposed framework in guaranteeing service availability with the desired reliability level.

The work introduced in this paper is foundational, and we would hope that it will revitalize interest in designing networks for supporting URLLC and similar services and guide new research directions, some of which are outlined below.

A. New Tools for Reliability Coverage Analysis

Network design tasks in the ultra- and hyper-reliability regime require large amounts of data to capture rare network events and dimension network resources accordingly. We have already shown that EVT and Gaussian Processes can be used to alleviate the burden of data collection [13], [14]. However, more work is needed to understand the limitations of these tools in estimating the tail-ends of the reliability coverage (i.e., when extreme reliability is expected to cover the entirety of an area). Also, advanced Monte Carlo methods for rare-event simulations, like importance sampling, subset simulation, and cross-entropy, may be leveraged to mitigate massive data collection. Integrating these methods into dimensioning and optimization frameworks poses significant challenges, including model calibration and consistency with theoretical bounds.

Meanwhile, risk management theory represents a novel direction for the design and analysis of HRLLC systems, including reliability coverage analysis [2]. More specifically, the value-at-risk and conditional-value-at-risk, which are defined as the worst loss and average worst loss, respectively, over a target horizon within a given level of confidence, can be directly exploited to model the reliability and latency constraints of HRLLC and analyze the corresponding reliability coverage.

B. Emerging Technologies for Enhanced Reliability Coverage

The resource dimensioning towards reliability coverage should take into consideration the proliferation of metasurface technologies, such as Reconfigurable Intelligent Surface (RIS). RIS can help improve reliability coverage by densifying the network, engineering the wireless propagation channel, and focusing the reflected signal towards a desired location. Beyond directly improving communication performance, RISs can be exploited to enhance the spatial characterization of wireless environments through additional optimized propagation paths. Such RIS-enriched scattering environments can also facilitate the construction of higher-resolution radio maps. Conversely, radio coverage maps capturing tail-end characteristics can guide the optimal deployment of RISs by revealing regions of low signal reliability.

The resource optimization for reliability coverage can be further enhanced through sensing, which will be an important new service for 6G networks. Environment estimation and target sensing through integrated sensing and communication techniques can result in situational awareness of the local network environment (e.g., knowledge of physical constraints, such as the presence of a blocking object) and the end users' locations. This will allow for local inference about the local channel model (and its tail-end behavior) and its posterior exploitation for better accuracy and higher resource efficiency.

In addition, collating radio sensing information with multi-modal data from other sources can also help improve the estimation of reliability coverage and its optimization. Multi-modal data can take any form, from visual inputs of the network environment to building or terrain data available through open-source or commercial Application Programming Interfaces (APIs). Here, instead of EVT and other statistical frameworks, a digital twin can aggregate this data into a latent representation of the network and its environment to perform continuous estimation of the reliability coverage and prediction of future network states. The digital representation can be updated with new information using continual learning approaches. At the same time, the multi-modal data fusion can adopt split learning, a form of distributed deep learning that allows fusing multiple modalities by applying different data-specific architectures for the different modalities and then aggregating them using modality-specific weights.

Acknowledgments

This work was supported by the Commonwealth Cyber Initiative (cyberinitiative.org) in Virginia, US, an investment to advance cyber R&D, innovation, and workforce development, the National Science Foundation under grants no. 2326599 and 2421362, and the Research Council of Finland (RCF) through the projects 6G Flagship (grant no. 369116) and 6G-ConCoRSe (grant no. 359850).

References

[1] Liu, Ruiqi and Lin, Hui and Lee, Hyunjoong and Chaves, Fabiano and Lim, Hanna and Sköld, Johan, "Beginning of the Journey Toward 6G: Vision and Framework," *IEEE Communications Magazine*, vol. 61, no. 10, pp. 8–9, 2023.

[2] O. L. A. López, N. H. Mahmood, M. Shehab, H. Alves, O. M. Rosabal, L. Marata, and M. Latva-Aho, "Statistical Tools and Methodologies for Ultrareliable Low-Latency Communication −A Tutorial," *Proceedings of the IEEE*, vol. 111, no. 11, pp. 1502–1543, 2023.

[3] J. Park, S. Samarakoon, H. Shiri, M. K. Abdel-Aziz, T. Nishio, A. Elgabli, and M. Bennis, "Extreme ultra-reliable and low-latency communication," *Nature Electronics*, vol. 5, pp. 133–141, 2022.

[4] A. Maghsoudnia, E. Vlad, A. Gong, D. M. Dumitriu, and H. Hassanieh, "Ultra-Reliable Low-Latency in 5G: A Close Reality or a Distant Goal?" in *Proceedings of the 23rd ACM Workshop on Hot Topics in Networks*, 2024, pp. 111–120.

[5] G. Berardinelli, P. Baracca, R. O. Adeogun, S. R. Khosravirad, F. Schaich, K. Upadhya, D. Li, T. Tao, H. Viswanathan, and P. Mogensen, "Extreme communication in 6G: Vision and challenges for 'in-X' subnetworks," *IEEE Open Journal of the Communications Society*, vol. 2, pp. 2516–2535, 2021.

[6] ITU-R, "Minimum requirements related to technical performance for IMT-2020 radio interface(s)," International Telecommunication Union (ITU), Tech. Rep. ITU-R M.2410-0, Nov. 2017.

[7] M. Haenggi, "Meta Distributions–Part 2: Properties and Interpretations," *IEEE Communications Letters*, vol. 25, no. 7, pp. 2094–2098, 2021.

[8] Mendis, H. V. Kalpanie and Li, Frank Y., "Achieving Ultra Reliable Communication in 5G Networks: A Dependability Perspective Availability Analysis in the Space Domain," *IEEE Communications Letters*, vol. 21, no. 9, pp. 2057–2060, 2017.

[9] Mondal, Washim Uddin and Mankar, Praful D. and Das, Goutam and Aggarwal, Vaneet and Ukkusuri, Satish V., "Deep Learning-Based Coverage and Rate Manifold Estimation in Cellular Networks," *IEEE Transactions on Cognitive Communications and Networking*, vol. 8, no. 4, pp. 1706–1715, 2022.

[10] Hmamouche, Yassine and Benjillali, Mustapha and Saoudi, Samir and Yanikomeroglu, Halim and Di Renzo, Marco, "New trends in stochastic geometry for wireless networks: A tutorial and survey," *Proceedings of the IEEE*, vol. 09, no. 7, pp. 1200–1252, 2021.

[11] A. Gomes, J. Kibiłda, and L. A. DaSilva, "Assessing the spectrum needs for network-wide ultra-reliable communication with meta distributions," *IEEE Communications Letters*, vol. 27, no. 8, pp. 2242–2246, 2023.

[12] A. Gomes, J. Kibiłda, N. Marchetti, and L. A. DaSilva, "Dimensioning spectrum to support ultra-reliable low-latency communication," *IEEE Communications Standards Magazine*, vol. 7, no. 1, pp. 88–93, 2023.
[13] Pérez, Dian Echevarría and López, Onel L Alcaraz and Alves, Hirley, "EVT-Enriched Radio Maps for Ultra-Reliable Communication," *IEEE Internet of Things Journal*, 2025.
[14] T. Kallehauge, A. E. Kalør, P. Ramírez-Espinosa, M. Guillaud, and P. Popovski, "Delivering ultra-reliable low-latency communications via statistical radio maps," *IEEE Wireless Communications*, vol. 30, no. 2, pp. 14–20, 2023.
[15] 3GPP, "Technical specification group radio access network; study on 3D channel model for LTE," 3rd Generation Partnership Project (3GPP), Tech. Rep. 36.873, Dec. 2017, version 12.7.0.

Jacek Kibiłda is a faculty member with CCI and the Department of Electrical and Computer Engineering at Virginia Tech. Previously, he was a Challenge Research Fellow with Science Foundation Ireland and a Research Scientist with Wroclaw Research Center EIT+. He received his Ph.D. degree from Trinity College Dublin and his M.Sc. from Poznan University of Technology. Jacek's research focuses on modeling and design for wireless communications and networks, with an emphasis on reliability, resilience, and security.

Dian Echevarría received the B.Sc. (2013) in Telecommunications and Electronic Engineering from the Central University of Las Villas (Cuba) and the M.Sc. (2021) in Wireless Communications Engineering from the University of Oulu (Finland). He is currently pursuing a doctoral degree at the CWC, University of Oulu. His research focuses on radio resource management for wireless systems, emphasizing URLLC provisioning, full-duplex technology, and wireless energy transfer.

André Gomes received his Ph.D. in Computer Engineering from Virginia Tech, US, in 2023. After his Ph.D., he was a Postdoctoral Associate with CCI, US. Since 2024, he has been a tenure-track Assistant Professor of Computer Science at Rowan University, US. His areas of interest and research relate to wireless networking, with a focus on reliability, resilience, and controllability. He is a recipient of a best paper award at IEEE GLOBECOM 2023.

Onel López (S'17-M'20-SM'24) received his B.Sc., M.Sc., and D.Sc. degrees in Electrical Engineering from the Central University of Las Villas (Cuba, 2013), the Federal University of Paraná (Brazil, 2017), and the University of Oulu (Finland, 2020). He is a tenure-track Associate Professor at the CWC, Oulu, Finland. He serves as an Associate Editor for several IEEE journals. His research interests include sustainable and dependable wireless communications.

Arthur S. de Sena received his D.Sc. degree in Electrical Engineering (with distinction) from LUT University, Finland, and his M.Sc. and B.Sc. in Teleinformatics Engineering and Computer Engineering from the Federal University of Ceará, Brazil. He is currently a Postdoctoral Researcher at the University of Oulu. His research interests include signal processing, next-generation multiple access, and novel multiantenna technologies. He is an Associate Editor for IEEE Communications Letters and a recipient of the IEEE GLOBECOM 2022 Best Paper Award.

Nurul Huda Mahmood is a senior researcher and Adjunct Professor at CWC, University of Oulu, where he is also the coordinator for Wireless Connectivity research area and leads critical MTC research within the 6G Flagship research program. His current research focus is on resilient communications for the 6G and beyond 6G era.

Hirley Alves (S'11–M'15) is an Associate Professor at CWC, University of Oulu, where he leads Massive Wireless Automation Theme in the 6G Flagship Program. He earned his B.Sc. and M.Sc. in electrical engineering from the Federal University of Technology-Paraná, Brazil, and holds a dual D.Sc. from the University of Oulu and UTFPR. His research interests are massive and critical MTC, satellite IoT, distributed processing, and learning.