arXiv:2505.09134v1 [cs.LG] 14 May 2025

Scaling Gaussian Process Regression with Full Derivative Observations

Daniel Huang *dan.e.huang@gmail.com*
Independent, USA

Abstract

We present a scalable Gaussian Process (GP) method that can fit and predict full derivative observations called DSoftKI. It extends SoftKI, a method that approximates a kernel via softmax interpolation from learned interpolation point locations, to the setting with derivatives. DSoftKI enhances SoftKI's interpolation scheme to incorporate the directional orientation of interpolation points relative to the data. This enables the construction of a scalable approximate kernel, including its first and second-order derivatives, through interpolation. We evaluate DSoftKI on a synthetic function benchmark and high-dimensional molecular force field prediction (100-1000 dimensions), demonstrating that DSoftKI is accurate and can scale to larger datasets with full derivative observations than previously possible.

1 Introduction

A convenient feature of using a Gaussian Process (GP) to approximate functions is its ability to incorporate derivative observations since the derivative of a GP is also a GP. This enables more informative modeling when derivative data is available (*e.g.*, in the physical sciences). However, utilizing a GP with derivative observations, abbreviated GPwD, for regression faces significant scalability challenges. In particular, vanilla GPwD inference has time complexity $\mathcal{O}(n^3d^3)$ where n is the number of data points in a dataset and d is the dimensionality of the data. Thus, GPwDs have scaling challenges in both n and d.

To alleviate these challenges, scalable GP regression methods such as a *Stochastic Variational GP* (SVGP) (Hensman et al., 2013) have been extended to the setting with derivatives (DSVGP) (Padidar et al., 2021). It uses $m \ll n$ *inducing points* (Quinonero-Candela & Rasmussen, 2005; Snelson & Ghahramani, 2005) and achieves a time complexity of $\mathcal{O}(m^3d^3)$ for posterior inference. Since the cubic scaling in d can be prohibitive, a *DSVGP with directional derivatives* (DDSVGP) (Padidar et al., 2021) introduces $p \ll d$ *inducing directions*, an analogue of inducing points for dimensions, to achieve a time complexity of $\mathcal{O}(m^3p^3)$ for posterior inference.[1] However, this comes at the cost of directly predicting derivatives and introducing further approximations.

In this paper, we present a GPwD method called DSoftKI[2] that can fit and predict all derivative information (Section 4). It is an extension of SoftKI (Camaño & Huang, 2024), a scalable GP method that approximates a kernel via softmax interpolation from $m \ll n$ interpolation points whose locations are learned. Thus, it blends aspects of kernel interpolation (Wilson & Nickisch, 2015) which introduces kernel interpolation from a structured lattice with variational inducing point methods (Titsias, 2009) where inducing points are adapted to the dataset. To handle gradient information, DSoftKI modifies SoftKI's interpolation scheme so that each interpolation point takes into account its directional orientation with respect to the underlying data. A scalable approximate kernel, including its first and second-order derivatives, can then be constructed via interpolation. This contrasts with methods such as DSVGP/DDSVP, which introduce separate inducing points for values and gradients as well as require computing kernel derivatives, leading to scaling challenges in both n and d. As a result, DSoftKI achieves a time complexity of $\mathcal{O}(ndm^2)$ for posterior inference. Because

[1] This assumes $mp^2 > d$ which no longer holds around $d = 2000$ for $m = 500$ and $p = 2$. See Appendix C for details.
[2] Code can be found at `https://github.com/danehuang/softki_gp_kit`.

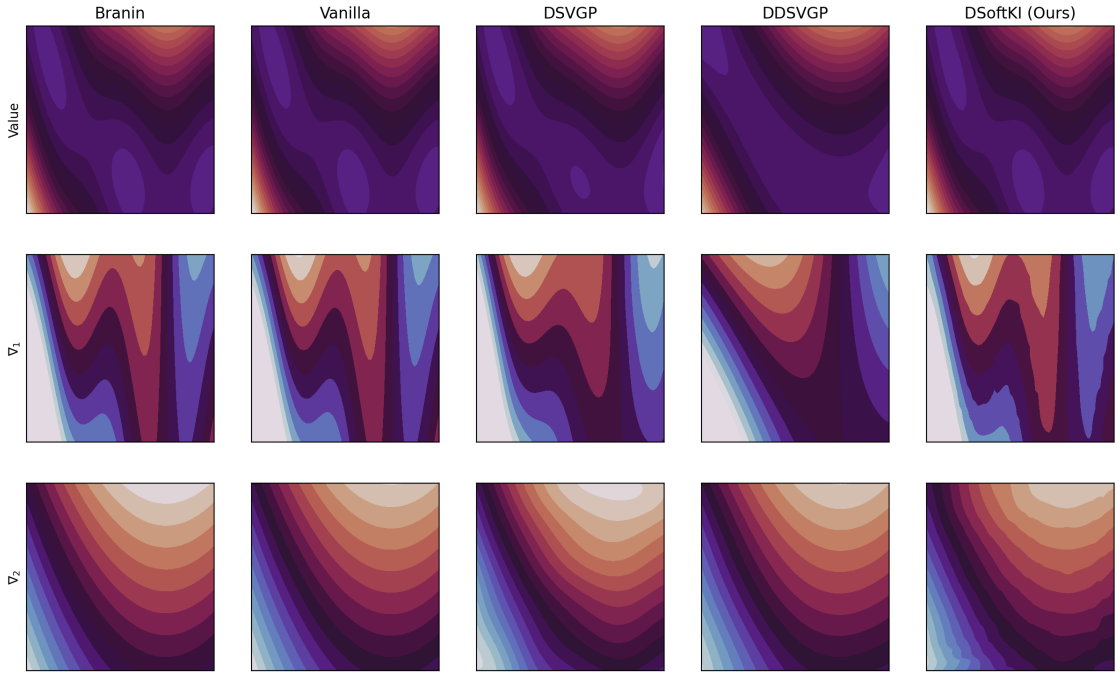

Figure 1: Comparison of GPwD regression with vanilla GPwD, DSVGP, DDSVGP, and DSoftKI on the Branin surface (2D). We plot the contours of the surface, the gradient with respect to the first argument (∇_1), and the gradient with respect to the second argument (∇_2). Vanilla GPwD is accurate but intractable for sizable n and/or d. DSVGP forms a nice approximation of the original surface but is intractable for large d. DDSVGP with uses $p = 2$ directional derivatives to enhance scalability but loses fidelity in modeling the surface. DSoftKI provides an accurate and scalable approximation of the surface.

Method	Predict ∇?	Kernel ∇?	Posterior Inference
Vanilla	yes	yes	$\mathcal{O}(n^3d^3)$
DSVGP	yes	yes	$\mathcal{O}(m^3d^3)$
DDSVGP	no	yes	$\mathcal{O}(m^3p^3)$
DSoftKI (ours)	yes	no	$\mathcal{O}(m^2nd)$

Table 1: A comparison of GPwD methods across several dimensions. As a reminder, n is the number of points, d is the dimensionality of the data, m is the number of inducing/interpolation points, and p is the number of inducing directions. The proposed method, DSoftKI, is scalable, predicts full derivative observations, and does not require computing first or second-order derivatives of the kernel.

each datapoint consists of $d + 1$ values to fit, we can view DSoftKI as achieving similar complexity to an approximate GP (*e.g.*, (Titsias, 2009)) that is fit to $n(d + 1)$ datapoints.

We evaluate DSoftKI on synthetic functions with known derivatives as a baseline to compare against existing GP regression and GPwD regression methods. Since DSoftKI enables derivative modeling with GPs at larger n and d than previously possible, we also evaluate its efficacy on a high-dimensional molecular force field modeling task (d around $100-1000$) which requires predicting gradients. Our experiments show that DSoftKI is a promising method for GPwD regression with full derivative prediction, both in terms of accuracy (*e.g.*, see Figure 1) and scaling to larger n and d than previously possible (Section 5).

2 Related Work

One strategy for scaling GPwD regression is to extend an existing scalable GP method to the setting with derivatives. In this vein, both Stochastic Variational Gaussian Process (SVGP) (Hensman et al., 2013) and Structured Kernel Interpolation (SKI) (Wilson & Nickisch, 2015) have been extended to the setting with derivatives. Since we also follow this strategy, we briefly summarize these methods here and refer the reader to Appendix C for more background on these related works.

DSVGP (Padidar et al., 2021) extends SVGP to the setting with derivatives by modifying the SVGP variational approximation to the GPwD kernel, resulting in a kernel matrix of size $m(d+1) \times m(d+1)$ where m is the number of *inducing points* (Snelson & Ghahramani, 2005; Quinonero-Candela & Rasmussen, 2005). Like SVGP, the inducing points in DSVGP are learned by optimizing an evidence lower bound (ELBO) that can be computed with stochastic variational inference. The time complexity of computing the ELBO for each minibatch of optimization has time complexity of $\mathcal{O}(m^3d^3)$ and the time complexity of posterior inference is $\mathcal{O}(m^3d^3)$. Since this can be prohibitive for large d, DDSVGP (Padidar et al., 2021) utilizes $p \ll d$ directional derivatives to further improve the time complexity of computing the ELBO per minibatch and posterior inference to $\mathcal{O}(m^3p^3)$ since the d-dimensional gradients have been reduced to p-dimensional directional derivatives.

DSKI (Eriksson et al., 2018) extends SKI (Wilson & Nickisch, 2015) to the setting with derivatives by approximating the gradients of the SKI interpolation kernel. Like SKI, the resulting DSKI kernel has structure that enables fast matrix-vector multiplications (MVMs), and consequently, conjugate gradient (CG) methods to perform GP inference. Unlike SKI which uses a cubic interpolation scheme, DSKI uses a quintic interpolation scheme to better handle gradient observations, resulting in a time complexity of a single MVM of $O(nd6^d + m \log m)$. Thus, the scaling in the dimension d is even worse than SKI, limiting the application of DSKI to even smaller dimensions. There are other kernel interpolation methods that improve the dimensionality scaling (*e.g.*, see (Kapoor et al., 2021; Yadav et al., 2023)) that can be used besides SKI. However, to the best of our knowledge, these works have not been extended to the setting with derivatives.

Beyond the two works above, there has been relatively little additional work done in GPwD regression compared to GP regression. De Roos et al. (2021) tackles GPwD regression in high dimensions but is limited to low n settings. GPyTorch (Gardner et al., 2021) opens the possibility for scalable GP inference on GPUs and provides support for many standard kernels by hard-coding their first and second-order derivatives but does not contain a standard implementation of a scalable GPwD. GP regressions have been scaled with CG solvers (Wang et al., 2019) on multi-GPU hardware and stochastic gradient descent (Lin et al., 2023). However, to the best of our knowledge, this has not been studied in the setting with derivatives. Our work makes significant improvements in the size of n and d that can be handled in GPwD regression with full derivative observations.

3 Background

In this section, we review background on GPs (Section 3.1) and GPwDs (Section 3.2). We also review SoftKI since our method extends it to the setting with derivatives (Section 3.3). We begin by introducing notation that will be used throughout this paper.

Notation. The notation $\mathbf{A} = [g(i,j)]_{ij}$ defines a matrix whose i-th and j-th entry $\mathbf{A}_{ij} = g(i,j)$ for some function g defined on indices i and j. Given a list of vectors $(x_i \in \mathbb{R}^d)_{i=1}^n$ indexed by i, define the vector $\mathbf{x} = [x_i]_{i1}$ (*i.e.*, $g(i,1) = x_i$) to be the flattened length nd column vector. Similarly, $\mathbf{x}^T = [x_i]_{1i}$ is the equivalent row vector. The notation $f(\mathbf{x}) = [f(x_i)]_{i1}$ maps a function f over a flattened vector $\mathbf{x}$. Given lists of vectors $(x_i \in \mathbb{R}^d)_{i=1}^n$ and $(x'_j \in \mathbb{R}^d)_{j=1}^m$, define the matrix $\mathbf{K}_{\mathbf{x}\mathbf{x}'} = [k(x_i, x'_j)]_{ij}$ so that it maps a function k over the pair of $\mathbf{x} = [x_i]_{i1}$ and $\mathbf{x}' = [x'_i]_{i1}$.

3.1 Gaussian Processes

A *Gaussian process* (GP) is a random (continuous) function $f : \mathbb{R}^d \to \mathbb{R}^r$. It is defined by a *mean function* $\mu : \mathbb{R}^d \to \mathbb{R}^r$ and a positive semi-definite function $k : \mathbb{R}^d \times \mathbb{R}^d \to \mathbb{R}^{(r \times r)}$ called a *kernel function*. A GP has

Gaussian finite-dimensional distributions so that $f(\mathbf{x}) \sim \mathcal{N}(\mu_{\mathbf{x}}, \mathbf{K}_{\mathbf{xx}})$ for any $\mathbf{x}$ where $\mathcal{N}(\mu_{\mathbf{x}}, \mathbf{K}_{\mathbf{xx}})$ indicates a Gaussian distribution with mean $\mu_{\mathbf{x}} = \mu(\mathbf{x})$ and *covariance matrix* $\mathbf{K}_{\mathbf{xx}} = [k(x_i, x_j)]_{ij}$. Without loss of generality, we will assume $\mu_{\mathbf{x}} = 0$ since we can shift the mean of a Gaussian.

To perform GP regression on the labeled dataset $\{(x_i, y_i) : x_i \in \mathbb{R}^d, y_i \in \mathbb{R}\}_{i=1}^n$, we use the generative process

$$f(\mathbf{x}) \sim \mathcal{N}(0, \mathbf{K}_{\mathbf{xx}}) \tag{GP}$$

$$\mathbf{y} \,|\, f(\mathbf{x}) \sim \mathcal{N}(f(\mathbf{x}), \mathbf{\Lambda}) \tag{likelihood}$$

where f is a GP and $\mathbf{y}$ is $f(\mathbf{x})$ perturbed by Gaussian noise with covariance $\mathbf{\Lambda} = \beta^2 \mathbf{I}$. The noise β^2 is an example of a GP *hyperparameter*. Others include the kernel *lengthscale* ℓ and *scale* γ. The hyperparameters can be set by maximizing the *marginal log likelihood* (MLL) of a GP

$$\log p(\mathbf{y} \,|\, \mathbf{x}; \theta) = \mathcal{N}(\mathbf{y} \,|\, \mathbf{0}, \mathbf{K}_{\mathbf{xx}}(\ell, \gamma) + \mathbf{\Lambda}(\beta)) \tag{1}$$

where we have explicitly indicated the dependence of $\mathbf{K}_{\mathbf{xx}}$ on ℓ and γ, and $\mathbf{\Lambda}$ on β^2, for hyperparameters $\theta = (\ell, \gamma, \beta)$. The time complexity of computing the MLL is $O(n^3)$.

Once the hyperparameters have been set, we can perform posterior inference. The posterior predictive distribution has the closed-form solution (Rasmussen & Williams, 2005)

$$p(f(*) \,|\, \mathbf{x}, \mathbf{y}) = \mathcal{N}(f(*) \,|\, \mathbf{K}_{*\mathbf{x}}(\mathbf{K}_{\mathbf{xx}} + \mathbf{\Lambda})^{-1}\mathbf{y}, \mathbf{K}_{**} - \mathbf{K}_{*\mathbf{x}}(\mathbf{K}_{\mathbf{xx}} + \mathbf{\Lambda})^{-1}\mathbf{K}_{\mathbf{x}*}) \tag{2}$$

where $\mathcal{N}(\cdot \,|\, \mu, \mathbf{\Gamma})$ is notation for the probability density function (pdf) of a Gaussian distribution with mean μ and covariance $\mathbf{\Gamma}$. The time complexity of posterior inference is $O(n^3)$ which is the complexity of solving the system of linear equations in n variables $(\mathbf{K}_{\mathbf{xx}} + \mathbf{\Lambda})\alpha = \mathbf{y}$ for α, *i.e.*, $\alpha = (\mathbf{K}_{\mathbf{xx}} + \mathbf{\Lambda})^{-1}\mathbf{y}$.

3.2 Gaussian Processes with Derivative Information

If $f : \mathbb{R}^d \to \mathbb{R}$ is a GP with kernel $k : \mathbb{R}^d \times \mathbb{R}^d \to \mathbb{R}$, then $\nabla f : \mathbb{R}^d \to \mathbb{R}^d$ is also a GP with kernel $k' : \mathbb{R}^d \times \mathbb{R}^d \to \mathbb{R}^{(d \times d)}$ defined as $k'(x, y) = [\frac{\partial^2 k}{\partial x_i \partial y_j}(x, y)]_{ij} = \nabla_x k(x, y) \nabla_y^T$. Consequently, we can construct a *GP with derivative observations* (GPwD), a random vector-valued function $\tilde{f} : \mathbb{R}^d \to \mathbb{R}^{d+1}$ defined as

$$\tilde{f}(x) = \begin{pmatrix} f(x) \\ \nabla f(x) \end{pmatrix} \tag{3}$$

that simultaneously models a function f and its gradient ∇f. It has a jointly Gaussian distribution $\tilde{f}(\mathbf{x}) \sim \mathcal{N}(0, \tilde{\mathbf{K}}_{\mathbf{xx}})$ where $\tilde{\mathbf{K}}_{\mathbf{xx}} = [\tilde{k}(x_i, x_j)]_{ij}$ and

$$\tilde{k}(x, x') = \begin{pmatrix} k(x, x') & [\frac{\partial k(x,x')}{\partial (x')^T)_j}]_{1j} \\ [\frac{\partial k(x,x')}{\partial x_i}]_{i1} & [\frac{\partial^2 k(x,x')}{\partial x_i \partial (x')_j^T}]_{ij} \end{pmatrix} = \begin{pmatrix} \mathbb{I} \\ \nabla_x \end{pmatrix} k(x, x') \begin{pmatrix} \mathbb{I} & \nabla_{x'}^T \end{pmatrix} \tag{4}$$

where $\mathbb{I}$ is the identity operator so that $\tilde{\mathbf{K}}_{\mathbf{xx}}$ is a $n(d+1) \times n(d+1)$ matrix.

To perform GPwD regression on the labeled dataset $\{(x_i, y_i, dy_i) : x_i \in \mathbb{R}^d, y_i \in \mathbb{R}, dy_i \in \mathbb{R}^d\}_{i=1}^n$ where each dy_i is a gradient label, we use the generative process

$$\tilde{f}(\mathbf{x}) \sim \mathcal{N}(0, \tilde{\mathbf{K}}_{\mathbf{xx}}) \tag{GPwD}$$

$$\tilde{\mathbf{y}} \,|\, \tilde{f}(\mathbf{x}) \sim \mathcal{N}(\tilde{f}(\mathbf{x}), \tilde{\mathbf{\Lambda}}) \tag{likelihood}$$

where $\tilde{\mathbf{y}} = [y_i \; dy_i]_{i1}$ is a $n(d+1) \times 1$ vector of values and gradient labels and

$$\tilde{\mathbf{\Lambda}} = \left[\begin{pmatrix} \beta_v^2 & 0 \\ 0 & \beta_g^2 \mathbf{I} \end{pmatrix} \right]_{ij} \tag{5}$$

is a $n(d+1) \times n(d+1)$ diagonal matrix of noises, β_v^2 for the function value and β_g^2 for the gradients. A GPwD's hyperparameters can also be set by maximizing the MLL

$$\log p(\mathbf{y} \,|\, \mathbf{x}; \theta) = \mathcal{N}(\mathbf{y} \,|\, 0, \tilde{\mathbf{K}}_{\mathbf{xx}}(\ell, \gamma) + \tilde{\mathbf{\Lambda}}(\beta_v, \beta_g)) \tag{6}$$

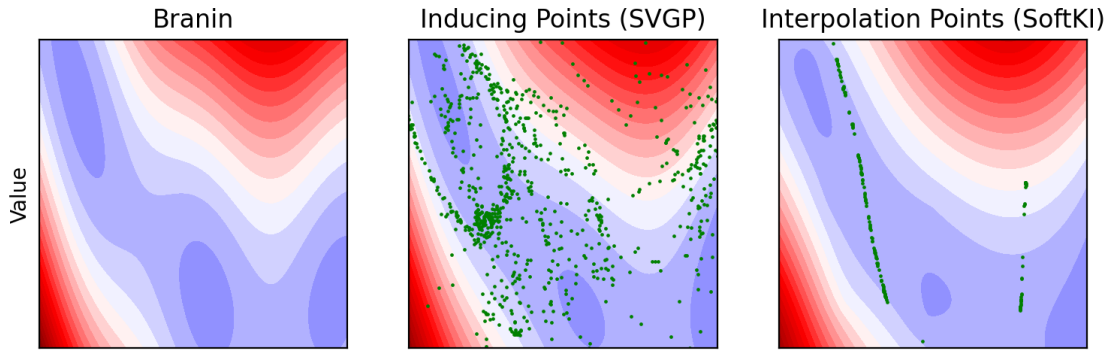

Figure 2: Comparison of learned interpolation points locations versus learned inducing point locations (only those in unit square shown) on the Branin surface. Interpolation point locations encode geometric structure in the data that is most useful for interpolation whereas inducing point locations reflect the normal priors placed on their associated inducing variables.

where $\theta = (\ell, \gamma, \beta_v, \beta_g)$. The time complexity of computing the MLL is $O(n^3 d^3)$.

The posterior predictive distribution is

$$p(\tilde{f}(*) \,|\, \mathbf{x}, \tilde{\mathbf{y}}) = \mathcal{N}(\tilde{f}(*) \,|\, \tilde{\mathbf{K}}_{*\mathbf{x}}(\tilde{\mathbf{K}}_{\mathbf{xx}} + \tilde{\mathbf{\Lambda}})^{-1}\tilde{\mathbf{y}}, \tilde{\mathbf{K}}_{**} - \tilde{\mathbf{K}}_{*\mathbf{x}}(\tilde{\mathbf{K}}_{\mathbf{xx}} + \tilde{\mathbf{\Lambda}})^{-1}\tilde{\mathbf{K}}_{\mathbf{x}*}) \tag{7}$$

which takes on the same form as GP regression where we replace the corresponding variable with its $\tilde{(\cdot)}$ version. The complexity of posterior inference is $O(n^3 d^3)$ which is the complexity of solving a system of linear equations in $n(d+1)$ variables. Notably, GPwD regression has an asymptotic dependence on the data dimensionality d since each partial derivative contributes an additional linear equation.

3.3 Soft Kernel Interpolation

Soft kernel interpolation (SoftKI) (Camaño & Huang, 2024) is an approximate GP method that uses an approximate kernel

$$\mathbf{K}_{\mathbf{xx}}^{\text{SoftKI}} = \mathbf{\Sigma}_{\mathbf{xz}}\mathbf{K}_{\mathbf{zz}}\mathbf{\Sigma}_{\mathbf{zx}} \tag{8}$$

where $\mathbf{\Sigma}_{\mathbf{xz}} = [\sigma_{\mathbf{z}}^j(x_i)]_{ij}$,

$$\sigma_{\mathbf{z}}^j(x) = \frac{\exp\left(-\|x/T - z_j\|\right)}{\sum_{k=1}^m \exp\left(-\|x/T - z_k\|\right)} \tag{9}$$

performs softmax interpolation between $m \ll n$ *interpolation points* $\mathbf{z}$ whose locations are learned, and $T \in \mathbb{R}^d$ is a learnable temperature vector akin to using automatic relevance detection (ARD) (MacKay et al., 1994) to set lengthscales for different dimensions. Thus, it is a method that combines aspects of kernel interpolation from SKI and adaptability of inducing point locations to data as in variational inducing points method to obtain a scalable GP method.

Although the interpolation points bear resemblance to inducing points, they are not associated with corresponding inducing variables that have normal priors which are introduced for the purposes of variational optimization. Instead, interpolation points are selected based on distances to data, and so encode the geometry of the underlying data that is most useful for interpolation (Figure 2). They are learned by optimizing a combination of the SoftKI MLL, and an approximate MLL when numeric instability arises due to the current placement of interpolation points. More concretely, the objective is

$$\log \hat{p}(\mathbf{y} \mid \mathbf{x}; \theta) = \begin{cases} \log p(\mathbf{y} \mid \mathbf{x}; \theta) & \text{when numerically stable} \\ \log \bar{p}(\mathbf{y} \mid \mathbf{x}; \theta) & \text{otherwise} \end{cases} \tag{10}$$

where $\log p(\mathbf{y} \mid \mathbf{x}; \theta)$ is the SoftKI MLL and $\log \bar{p}(\mathbf{y} \mid \mathbf{x}; \theta)$ is an approximate MLL termed *Hutchinson's pseudoloss* (Maddox et al., 2022). It is defined as

$$\log \bar{p}(\mathbf{y} \,|\, \mathbf{x}; \theta) = -\frac{1}{2}\left[\mathbf{u}_0^\top \mathbf{D}_\theta \mathbf{u}_0 + \frac{1}{l}\sum_{j=1}^{l} \mathbf{u}_j^\top (\mathbf{D}_\theta \mathbf{z}_j)\right] \tag{11}$$

where $\mathbf{D}_\theta = \mathbf{K}_{\mathbf{xx}}^{\text{SoftKI}}(\ell, \gamma, T, \mathbf{z}) + \mathbf{\Lambda}(\beta)$, $\mathbf{u}_1, \ldots, \mathbf{u}_l$ are solutions to the equations $\mathbf{D}_\theta(\mathbf{u}_0\, \mathbf{u}_1 \ldots \mathbf{u}_l) = (\mathbf{y}\, \mathbf{z}_1 \ldots \mathbf{z}_l)$, and $\mathbf{u}_j$ for $1 \leq j \leq l$ are Gaussian random vectors normalized to have unit length. By construction,

$$\nabla_\theta \log p(\mathbf{y} \,|\, \mathbf{x}; \theta) \approx \nabla_\theta \log \tilde{p}(\mathbf{y} \,|\, \mathbf{x}; \theta) \tag{12}$$

so that the gradient of the Hutchinson's pseudoloss is approximately equal to the gradient of the MLL. The time complexity of computing the Hutchinson's pseudoloss per minibatch of size b is $\mathcal{O}(b^2 + m^3)$.

The posterior predictive distribution is

$$p(f(*) \,|\, y) = \mathcal{N}(\hat{\mathbf{K}}_{*\mathbf{z}} \hat{\mathbf{C}}^{-1} \hat{\mathbf{K}}_{\mathbf{zx}} \mathbf{\Lambda}^{-1} \mathbf{y}, \mathbf{K}_{**}^{\text{SoftKI}} - \mathbf{K}_{*\mathbf{x}}^{\text{SoftKI}} (\mathbf{\Lambda}^{-1} - \mathbf{\Lambda}^{-1} \hat{\mathbf{K}}_{\mathbf{xz}} \hat{\mathbf{C}}^{-1} \hat{\mathbf{K}}_{\mathbf{zx}} \mathbf{\Lambda}^{-1}) \mathbf{K}_{\mathbf{x}*}^{\text{SoftKI}}) \tag{13}$$

where $\hat{\mathbf{K}}_{\mathbf{xz}} = \mathbf{\Sigma}_{\mathbf{xz}} \mathbf{K}_{\mathbf{zz}}$ and $\hat{\mathbf{C}} = \mathbf{K}_{\mathbf{zz}} + \hat{\mathbf{K}}_{\mathbf{zx}} \mathbf{\Lambda}^{-1} \hat{\mathbf{K}}_{\mathbf{xz}}$. It is similar to the posterior predictive of a Sparse Gaussian Process Regression (SGPR) (Titsias, 2009), the difference being that we replace kernels in the SGPR posterior with the interpolated versions. The time complexity of posterior inference is $\mathcal{O}(nm^2)$.

4 Method

In this section, we extend SoftKI to work with derivatives. First, we introduce the DSoftKI kernel (Section 4.1). Next, we discuss posterior inference (Section 4.2). Finally, we discuss the role of value and gradient noise hyperparameters in DSoftKI (Section 4.3).

4.1 Soft Kernel Interpolation with Derivatives

The DSoftKI kernel takes the same form as DSKI, *i.e.*,

$$\tilde{\mathbf{K}}_{\mathbf{xx}}^{\text{DSoftKI}} = \tilde{\mathbf{\Sigma}}_{\mathbf{xz}} \mathbf{K}_{\mathbf{zz}} \tilde{\mathbf{\Sigma}}_{\mathbf{zx}} \approx \tilde{\mathbf{K}}_{\mathbf{xx}} \tag{14}$$

where

$$\tilde{\mathbf{\Sigma}}_{\mathbf{xz}} = \left[\begin{pmatrix} \sigma_{\mathbf{z}}^j(x_i) \\ \nabla \sigma_{\mathbf{z}}^j(x_i) \end{pmatrix}\right]_{ij} = \left[\begin{pmatrix} \mathbb{I} \\ \nabla_{x_i} \end{pmatrix} \sigma_{\mathbf{z}}^j(x_i)\right]_{ij}. \tag{15}$$

Unpacking the definition, we obtain

$$\tilde{\mathbf{K}}_{\mathbf{xx}}^{\text{DSoftKI}} = \left[\begin{pmatrix} \sigma_{ij} \mathbf{K}_{\mathbf{zz}} \sigma_{ij} & \sigma_{ij} \mathbf{K}_{\mathbf{zz}} (\partial \sigma_{ij}) \\ (\partial \sigma_{ij})^T \mathbf{K}_{\mathbf{zz}} \sigma_{ij} & (\partial \sigma_{ij})^T \mathbf{K}_{\mathbf{zz}} (\partial \sigma_{ij}) \end{pmatrix}\right]_{ij} \tag{16}$$

where we have abbreviated $\sigma_{\mathbf{z}}^j(x_i) = \sigma_{ij}$ and $\nabla \sigma_{\mathbf{z}}^j(x_i) = \partial \sigma_{ij}$ to reduce clutter. Notably, the computation of the DSoftKI kernel does not require computing the first-order or second-order derivatives of the kernel. Instead, it is approximated via interpolation. Consequently, it is tractable to perform hyperparameter optimization with first-order gradient methods. Additionally, it can support a wide range of kernels, including learned kernels (Wilson et al., 2016). This contrasts with methods such as DDSVGP where the kernel and its gradients are hard-coded in practice to alleviate the computational cost and to enable tractable hyperparameter optimization with gradient-based methods.

While the DSoftKI kernel affords computational savings, it also increases the burden of kernel interpolation to approximate a kernel's first and second-order derivatives. To solve this challenge, we adapt the softmax interpolation scheme to additionally account for directional orientation of interpolation points relative to the data. In this way, interpolation points that are close to each other can nevertheless model variations in surface curvature as influenced by relevant gradient observations. The original softmax interpolation scheme

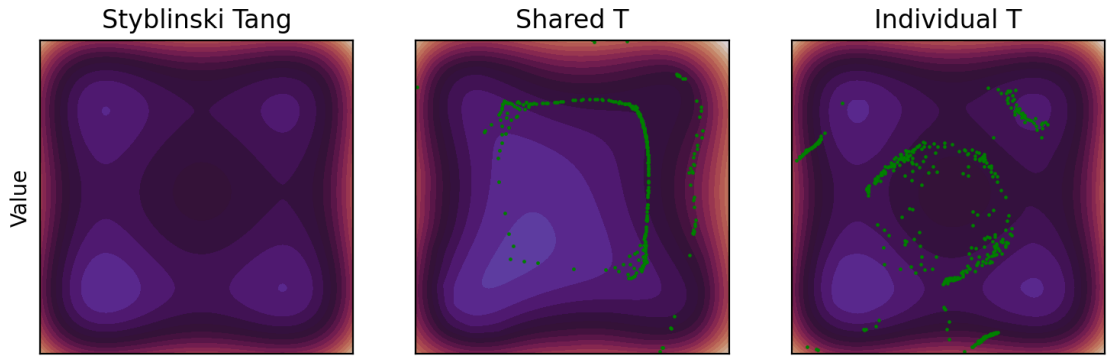

Figure 3: Reconstructed Styblinski Tang surface using a shared temperature (original SoftKI scheme) versus individual temperature (proposed scheme) during interpolation for DSoftKI. We also overlay the learned interpolation points (scaled and translated to fit the unit square) in green to illustrate the differences in learned interpolation points.

would be unable to distinguish these variations since the shared temperature parameter enforces a shared orientation for every interpolation point.

To implement the above idea, we associate each interpolation point z_k with a corresponding learnable temperature vector $T_k \in \mathbb{R}^d$ as in

$$\sigma_{\mathbf{z}}^j(x) = \frac{\exp\left(-\|x/T_k - z_j\|\right)}{\sum_{k=1}^m \exp\left(-\|x/T_k - z_k\|\right)} \,. \tag{17}$$

This introduces $d \times m$ extra parameters $\mathbf{T} = (T_1 \dots T_m)^{(d\times m)}$ to the DSoftKI model that can be learned via hyperparameter optimization. The gradient of the softmax interpolation has closed-form solution

$$\nabla_{x_i} \sigma_{\mathbf{z}}^j(x_i) = \sum_{k=1}^m \sigma_{\mathbf{z}}^j(x_i)(\delta_{jk} - \sigma_{\mathbf{z}}^k(x_i)) \frac{x_i/T_k - z_k}{T_k \|x_i/T_k - z_k\|} \tag{18}$$

which can be obtained in the standard way via the chain-rule. The term

$$\frac{x_i/T_k - z_k}{T_k(\|x_i/T_k - z_k\| + \epsilon)} = \frac{1}{T_k^2} \frac{x_i - T_k z_k}{\|x_i - T_k z_k\| + \epsilon} \tag{19}$$

where we have added a small factor $\epsilon > 0$ to the denominator to avoid division by zero, is thus a unit vector with scale $1/T_k^2$ which gives the directional vector between each data point x_i and point $T_k z_k$. As a result, points that are nearby can nevertheless have different influences on the interpolation strength of the gradients depending on their respective directions. Figure 3 illustrates the differences in surface reconstruction using a shared versus individual temperature vector across interpolation points.

4.2 Posterior Inference

Algorithm 1 summarizes the adaptation of the SoftKI algorithm to work with the DSoftKI kernel. Since DSoftKI introduces a different interpolation scheme and more learnable parameters, this introduces different optimization dynamics and computational concerns.

Hyperparameter optimization. We learn the locations of the interpolation points by using stochastic gradient descent on the stabilized DSoftKI MLL. The MLL of DSoftKI is

$$\log p(\tilde{\mathbf{y}}|\mathbf{x};\theta) = \mathcal{N}(\tilde{\mathbf{y}} \,|\, 0, \tilde{\mathbf{D}}_\theta) \,. \tag{20}$$

where $\tilde{\mathbf{D}}_\theta = \tilde{\mathbf{K}}_{\mathbf{xx}}^{\text{DSoftKI}}(\ell, \gamma, \mathbf{z}, \mathbf{T}) + \tilde{\mathbf{\Lambda}}(\beta_v, \beta_g)$ for $\theta = (\ell, \gamma, \mathbf{z}, \mathbf{T}, \beta_v, \beta_g)$. For a minibatch of size b, the resulting matrix is of size $b(d+1) \times b(d+1)$ as opposed to $b \times b$ in SoftKI. For sizable b and d, this would be intractable to compute with since it requires solving a system of linear equations.

Algorithm 1 DSoftKI Regression. It is the SoftKI algorithm with the DSoftKI kernel in place of the SoftKI kernel.

Require: DSoftKI hyperparameters $\theta = (\ell, \gamma, \mathbf{z}, \mathbf{T}, \beta_v, \beta_g)$.
Require: Dataset $(\mathbf{x}, \tilde{\mathbf{y}})$.
Require: Optimization hyperparameters: batch size b, number of epochs E, and learning rate η.
Ensure: Learned DSoftKI coefficients α.

```
for i = 1 to E do
    for x_b, ỹ_b in batch((x, ỹ), b) do                ▷ batch splits the dataset into chunks of size b
        L, L^T ← Cholesky(K_zz)
        F ← Σ̃_{x_b z} L                                ▷ Low rank representation of K̃^DSoftKI_{x_b x_b}(ℓ, γ, z, T) = FF^T
        D̃_θ ← LazyOp((LazyOp(FF^T) + LazyOp(Λ̃(β_v, β_g))))
                                                       ▷ LazyOp delays computation of result until needed
        θ ← θ + η∇_θ log p̂̂(ỹ_b | x_b; D̃_θ)             ▷ Stabilized DSoftKI MLL (Equation 4.2)
    end for
end for
α ← solve(Ĉ̂α = K̂̂_zx Λ̃^{-1} ỹ)                         ▷ Solve system of linear equations (Appendix A.2)
return α
```

As a result, we decompose $\mathbf{K}_{\mathbf{xx}}^{\text{DSoftKI}} = \mathbf{F}\mathbf{F}^T$ where $\mathbf{K}_{\mathbf{zz}} = \mathbf{L}\mathbf{L}^T$ is a Cholesky decomposition and $\mathbf{F} = \tilde{\mathbf{\Sigma}}_{\mathbf{xz}}\mathbf{L}$. This changes the space requirement from $\mathcal{O}(b^2d^2)$ for a direct representation to $\mathcal{O}(bmd)$. In practice, we expect $m < bd$, since m and b are around the same order of magnitude. Since the Cholesky decomposition is necessary to retain a tractable representation of the DSoftKI kernel, we perform it in double-precision when we encounter numerical instability. In our experience, we rarely encounter numerical instability due to the current placement of interpolation points in DSoftKI. We believe that this is the case since interpolation points can additionally take into account directional information in DSoftKI so that points that are close by distance-wise can nevertheless be oriented to prioritize different directions based on gradient observations.

The factored representation is used to compute the DSoftKI MLL using a lazy representation

$$\tilde{\mathbf{D}}_\theta = \texttt{LazyOp}((\texttt{LazyOp}(\mathbf{F}\mathbf{F}^T) + \texttt{LazyOp}(\tilde{\mathbf{\Lambda}}(\beta_v, \beta_g)))) \tag{21}$$

that directly stores $\mathbf{F}$ and $\tilde{\mathbf{\Lambda}}(\beta_v, \beta_g)$, and delays computation of any intermediate result until needed. To take advantage of this representation, we use a low-rank multivariate Gaussian distribution which can avoid working with the full $b(d+1) \times b(d+1)$ matrix $\tilde{\mathbf{D}}_\theta$ via the Woodbury matrix identity and matrix determinant lemma. This reduces the challenge of computing the MLL to computing the determinant and inverses of the $m \times m$ capacitance matrix $\mathbf{I} + \mathbf{F}^T\tilde{\mathbf{\Lambda}}(\beta_v, \beta_g)^{-1}\mathbf{F}$ instead which takes time complexity $\mathcal{O}(m^2bd)$ to form. When numerical instability is encountered during the computation of DSoftKI's MLL, we compute Hutchinson's pseudoloss. The time complexity of a single MVM is $\mathcal{O}(mbd)$. The stabilizied DSoftKI MLL is thus

$$\log \hat{\hat{p}}(\tilde{\mathbf{y}} \mid \mathbf{x}; \theta) = \begin{cases} \log p(\tilde{\mathbf{y}} \mid \mathbf{x}; \theta) & \text{when numerically stable} \\ \log \bar{p}(\tilde{\mathbf{y}} \mid \mathbf{x}; \theta) & \text{otherwise} \end{cases}. \tag{22}$$

Posterior inference. Once we have learned the interpolation points, we can construct the posterior predictive distribution. It is SoftKI's posterior, with the corresponding variables replaced with the $\tilde{(\cdot)}$ versions

$$p(\tilde{f}(*) \,|\, \tilde{\mathbf{y}}) = \mathcal{N}(\hat{\hat{\mathbf{K}}}_{*\mathbf{z}}\hat{\hat{\mathbf{C}}}^{-1}\hat{\hat{\mathbf{K}}}_{\mathbf{zx}}\tilde{\mathbf{\Lambda}}^{-1}\tilde{\mathbf{y}}, \tilde{\mathbf{K}}_{**}^{\text{DSoftKI}} - \tilde{\mathbf{K}}_{*\mathbf{x}}^{\text{DSoftKI}}(\tilde{\mathbf{\Lambda}}^{-1} - \tilde{\mathbf{\Lambda}}^{-1}\hat{\hat{\mathbf{K}}}_{\mathbf{xz}}\hat{\hat{\mathbf{C}}}^{-1}\hat{\hat{\mathbf{K}}}_{\mathbf{zx}}\tilde{\mathbf{\Lambda}}^{-1})\tilde{\mathbf{K}}_{\mathbf{x}*}^{\text{DSoftKI}}) \tag{23}$$

where $\hat{\hat{\mathbf{K}}}_{\mathbf{xz}} = \tilde{\mathbf{\Sigma}}_{\mathbf{xz}}\mathbf{K}_{\mathbf{zz}}$ and $\hat{\hat{\mathbf{C}}} = \mathbf{K}_{\mathbf{zz}} + \hat{\hat{\mathbf{K}}}_{\mathbf{zx}}\tilde{\mathbf{\Lambda}}^{-1}\hat{\hat{\mathbf{K}}}_{\mathbf{xz}}$. Since each data point in GPWD regression introduces $d+1$ values to fit, we have a system of $n(d+1)$ equations in m variables. Consequently, solving the system of linear equations takes $\mathcal{O}(ndm^2)$ time and space. For large d, this can exceed GPU memory limits. Consequently, we sometimes solve these equations on a CPU. It would be an interesting direction of future work to see how this can be improved such as with alternative linear solvers or utilizing multi-GPU hardware.

	D	SoftKI	SVGP	DSVGP	DDSVGP	DSoftKI
Branin	2	0.004 ± 0.0	0.016 ± 0.003	0.081 ± 0.023	0.183 ± 0.025	**0.003 ± 0.001**
Six-hump-camel	2	0.026 ± 0.003	0.05 ± 0.001	0.183 ± 0.071	0.688 ± 0.041	**0.014 ± 0.005**
Styblinski-tang	2	0.026 ± 0.001	0.046 ± 0.006	0.089 ± 0.023	0.123 ± 0.043	**0.013 ± 0.004**
Hartmann	6	0.05 ± 0.002	0.163 ± 0.008	0.335 ± 0.008	0.338 ± 0.013	**0.01 ± 0.003**
Welch	20	0.01 ± 0.001	0.065 ± 0.001	-	0.571 ± 0.015	**0.003 ± 0.002**

Table 2: Test RMSE (best bolded) on selected synthetic datasets .

	SoftKI	SVGP	DSVGP	DDSVGP	DSoftKI
Branin	-0.461 ± 0.108	0.116 ± 0.0	-1.463 ± 0.512	-0.513 ± 0.166	**-4.092 ± 0.087**
Six-hump-camel	-0.49 ± 0.052	0.123 ± 0.0	-1.535 ± 0.177	-0.638 ± 0.05	**-2.175 ± 0.221**
Styblinski-tang	-0.315 ± 0.083	0.122 ± 0.001	-1.197 ± 0.066	-0.901 ± 0.121	**-2.292 ± 0.062**
Hartmann	-0.293 ± 0.134	0.221 ± 0.003	-1.369 ± 0.015	-1.29 ± 0.044	**-3.162 ± 0.306**
Welch	-0.662 ± 0.163	0.141 ± 0.0	-	0.705 ± 0.051	**-3.742 ± 0.945**

Table 3: Test NLL (best bolded) on selected synthetic datasets.

4.3 The Role of Value and Gradient Noises

Since DSoftKI forms its approximate kernel and its derivatives via interpolation, the choice of value and gradient noises become intertwined. To examine this further, we can unpack the posterior mean equation and see that

$$\hat{\tilde{\mathbf{C}}}\alpha = \left[\sum_{j=1}^{m} k(z_a, z_j)\omega_j\right]_a \tag{24}$$

where

$$\omega_j = \sum_{i=1}^{n}\left(\frac{1}{\beta_v^2}\sigma_{ij}y_i + \frac{1}{\beta_g^2}(\partial\sigma_{ij})^T dy_i\right) \tag{25}$$

for $1 \leq a \leq m$. This indicates that each posterior coefficient α_a jointly influences the reconstruction of function values and their gradients as opposed to introducing separate posterior coefficients for values and gradients. The influence of fitting values versus gradients on the weights is determined by the ratio β_g^2/β_v^2. A ratio of $\beta_g^2/\beta_v^2 = d$ suggests that values and gradients are equally weighted because each gradient has d components. A ratio larger than d thus prioritizes gradients while a ratio smaller than d prioritizes values. We investigate the impact of the ratio on the value and gradient test RMSE more in Appendix B.1.

5 Experiments

In this section, we evaluate DSoftKI on synthetic functions (Section 5.1) to obtain a baseline of comparison and high-dimensional molecular force field (Section 5.2) to test scale.

Baseline GP and GPwD methods. We use the default GPyTorch implementations (Gardner et al., 2018) of SVGP, DSVGP, and DDSVGP with 2 inducing directions as baseline variational GPs. We use the PLL (Jankowiak et al., 2020) modification to the ELBO for the variational GPs as recommended by (Padidar et al., 2021) to obtain heteroskedastic noise modeling. We also use SoftKI as a baseline GP where we also adopt the DSoftKI interpolation scheme. We do not compare against DSKI since the dimensionality of the datasets are too high. We use the RBF kernel (with scale) using automatic relevance determination (ARD) lengthscales with the exception of DDSVGP which does not support it. Unless otherwise stated, we use $m = 512$ inducing points for all methods. We optimize all hyperparameters using the Adam (Kingma & Ba, 2014) optimizer. All GPs and GPwDs use single-precision floating point numbers, except for DSoftKI

	DSoftKI* RMSE	DSoftKI* NLL	Δ RMSE	Δ NLL
Branin	0.003 ± 0.0	-4.159 ± 0.04	-0.001	-0.243
Six-hump-camel	0.165 ± 0.023	-0.385 ± 0.141	0.147	1.746
Styblinski-tang	0.025 ± 0.006	-1.848 ± 0.153	0.013	0.455
Hartmann	0.336 ± 0.035	0.334 ± 0.096	0.327	3.670
Welch	0.024 ± 0.009	-1.431 ± 0.537	0.022	3.253

Table 4: DSoftKI* uses the original interpolation scheme proposed in SoftKI. Δ RMSE and NLL give the increase in RMSE and NLL respectively compared to the DSoftKI interpolation scheme.

which uses double-precision occasionally to enhance the stability of Cholesky decomposition as described previously.

5.1 Regression with and without Derivative Information

Our first experiment tests DSoftKI on selected synthetic test functions ranging from $d = 2$ to $d = 20$ with known derivatives following (Padidar et al., 2021) so that we can compare against existing GP regression and GPwD regression. For each function, we generate 20000 datapoints, using 10000 points for training and reserving 10000 points for testing.

Effective learning rate. Since the training data that each GP observes varies across methods due to how each method utilizes derivative information, setting up a fair comparison between each method is not straightforward. For instance, even comparing the variational methods SVGP, DSVGP, and DDSVGP is nuanced since the amount of training data each method encounters is different at n, $n(d+1)$, and $n(p+1)$ where p is the number of inducing directions respectively. To control for this, we choose to use the notion of an *effective learning rate* Δ_{eff} defined as $\Delta_{\text{eff}} = D\Delta_{\text{base}}$ where D is a method-specific number of derivative dimensions and Δ_{base} is a base learning rate. The learning rate that we use for hyperparameter optimization is thus Δ_{eff} which we obtain for a constant Δ_{base} and minibatch size across methods. In this way, we keep all the training data, epochs, and minibatch size constant across methods while requiring hyperparameter optimization to take a step in proportion to the amount of data that it encounters. We use $D = 1$ for GP regression, $D = d$ for DSVGP, $D = d+1$ for DDSVGP, and $D = \beta_g^2/(d\beta_v^2)+1$ for DSoftKI. We set $\beta_g^2 = d\beta_v^2$ so that $D = 2$ for DSoftKI.

Results. Table 2 gives the test root mean-squared error (RMSE) and Table 3 test negative log-likelihood (NLL) averaged across three runs. We use $\Delta_{\text{base}} = 0.01$ and a minibatch size of 1024, settings that are known to work well for SVGP on this benchmark, to set Δ_{eff} for all other methods. We were not able to run DSVGP on the Welch dataset due to time constraints since $d = 20$ and each minibatch of hyperparameter optimization has time complexity $\mathcal{O}(m^3d^3)$.

Once we control for the effective learning rate, we see that fitting derivatives helps improve DSoftKI's performance relative to SoftKI, its non-derivative base, as measured by test RMSE performance. We believe that this increase in performance is due to DSoftKI's modified interpolation scheme which jointly takes into account distances and directional information via learned temperature hyperparameters. In Table 4, we run DSoftKI with the SoftKI interpolation scheme, and see that it performs worse on several datasets. For the variational methods, we observe that SVGP performs the best, followed by DDSVGP which fits two directions, and followed last by DSVGP which fits all derivative information once effective learning rate is controlled for. As a reminder, we use Δ_{eff} to control for the amount of data each method sees during a step of hyperparameter optimization and not as a recommendation to obtain the best possible results. We conjecture that the difference in optimization dynamics between DSoftKI and DSVGP/DDSVGP is because the former jointly models values and gradients with each interpolation point whereas the latter approaches introduces separate inducing points for values and gradients/directions.

Another trend that we observe once we control for Δ_{eff} is that GPwDs tend to have lower NLLs compared to their non-derivative counterparts. For methods based on SVGP, this is somewhat surprising since the variants that fit derivatives also have higher test RMSE, indicating that the the versions that fit derivatives

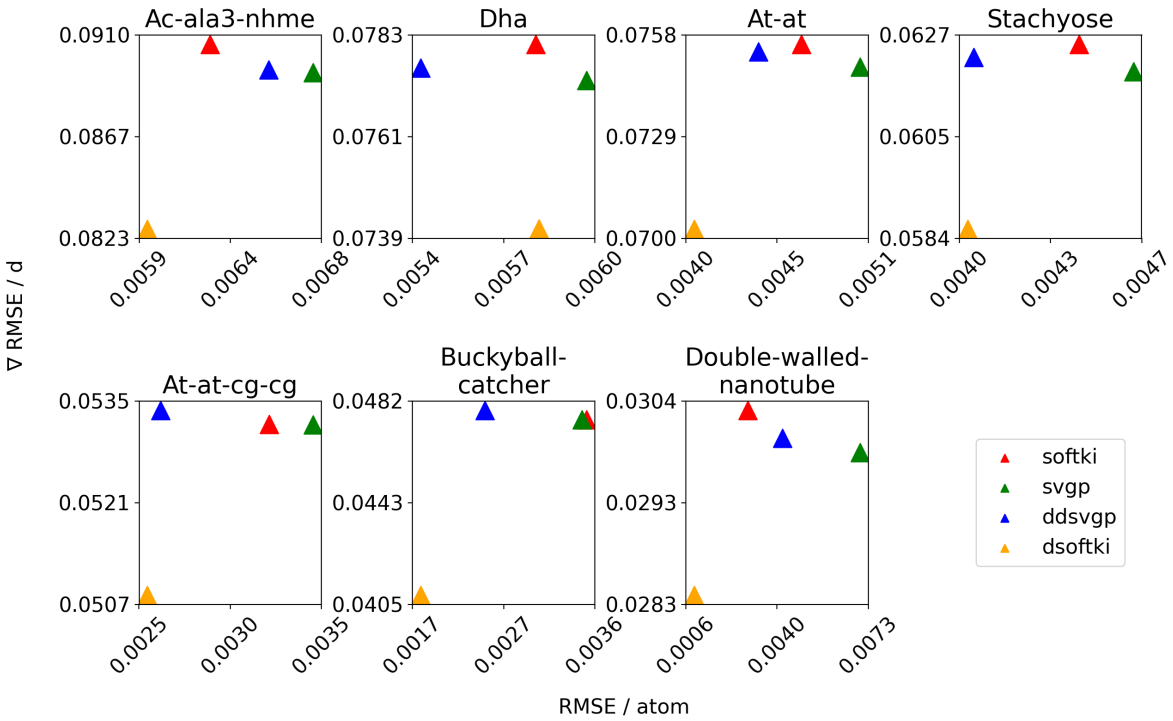

Figure 4: Test RMSE per atom vs. test gradient RMSE per component obtained by various methods on MD22 dataset. Bottom left is best.

result in simpler models. On the other hand, for DSoftKI, we observe that the NLL is positively correlated with its test RMSE relative to the performance of SoftKI. This suggests that the additional information is used to increase the complexity of the model when it also improves the fit of the model.

5.2 High-Dimensional Molecular Force Fields

In this section, we evaluate the ability of DSoftKI to fit gradient information. Towards this end, we use the MD22 dataset (Chmiela et al., 2023), a dataset of molecular energy surfaces where inputs are molecular configurations ($d = 168$ to 1110), outputs are energies, and gradients of the energy surface correspond to the the physically-meaningful quantity of (negative) forces. Consequently, fitting this information can enable us to model the physical dynamics.

Obtaining gradient predictions. To obtain the gradient prediction for SVGP, SoftKI, and DDSVGP, we take the gradient of the posterior predictive mean to obtain the predicted gradient value since none of these methods predict the gradient directly. For DSoftKI, we use the prediction of the gradients and not the gradient of the prediction. In an exact GPwD, these predictions would be equivalent. We are not able to scale DSVGP to this setting.

Results. Figure 4 reports the test value RMSE (per atom) vs. the gradient RMSE (per component) averaged across 3 runs for each method on each molecule. We refer the reader to Appendix B.3 for more experimental details. The bottom left corner is the best, since that is where there is minimum error on both values and gradients. We observe that DSoftKI performs well, particularly when the dimension of the dataset is large. One surprising observation we make is that lower value error is not correlated with lower gradient error. Upon examining the test RMSE curves (see Appendix B.3), we see that many GPs that do not fit full derivative information such as SVGP increase the test RMSE error for derivative prediction as training progresses. Conversely, DSoftKI improves the test RMSE error on both values and gradients as training progresses for most datasets. Further investigation of the tradeoffs of fitting gradients is warranted

for GPwD regression, since the additional computational complexity of fitting derivatives should be weighed against if obtaining accurate gradients predictions is required or not.

6 Conclusion

In this paper, we introduce a GP that can fit and predict full derivative information called DSoftKI. It has posterior inference time complexity of $\mathcal{O}(ndm^2)$ and hyperparameter optimization time complexity of $\mathcal{O}(m^3 + bmd)$, and thus, scales to larger n and d than supported by previous GPwD methods while retaining the ability to fit and predict full derivative information. We have evaluated DSoftKI on GPwD regression tasks and shown that it accurate, both in terms of test RMSE and test NLL, as well as modeling gradients. While promising, there are certain limitations of our work that should be investigated further.

First, while DSoftKI is more scalable than existing GPwD methods that fit derivatives, further work can be done to improve its computational complexity. In particular, the method is currently bottlenecked by the computation of the DSoftKI MLL. Improved approximations of the MLL or a different objective could further scale the efficiency of fitting derivative observations. Second, a deeper investigation of the tradeoffs between fitting derivative information or not when they are available is warranted. For some applications, the added difficulty of fitting gradient observations may not warrant improved surface modeling. Third, it would be an interesting direction fo future work to explore the use of more expressive kernels in DSoftKI such as those based deep kernel learning with DSoftKI. Notably, the construction of the DSoftKI kernel does not require taking its first or second order derivatives, lending itself to tractable hyperparameter optimization with more expressive kernels.

References

Chris Camaño and Daniel Huang. High-dimensional gaussian process regression with soft kernel interpolation. *arXiv preprint arXiv:2410.21419*, 2024.

Stefan Chmiela, Valentin Vassilev-Galindo, Oliver T Unke, Adil Kabylda, Huziel E Sauceda, Alexandre Tkatchenko, and Klaus-Robert Müller. Accurate global machine learning force fields for molecules with hundreds of atoms. *Science Advances*, 9(2):eadf0873, 2023.

Filip De Roos, Alexandra Gessner, and Philipp Hennig. High-dimensional gaussian process inference with derivatives. In *International Conference on Machine Learning*, pp. 2535–2545. PMLR, 2021.

David Eriksson, Kun Dong, Eric Lee, David Bindel, and Andrew G Wilson. Scaling gaussian process regression with derivatives. *Advances in neural information processing systems*, 31, 2018.

Jacob R. Gardner, Geoff Pleiss, Ruihan Wu, Kilian Q. Weinberger, and Andrew Gordon Wilson. Product kernel interpolation for scalable gaussian processes, 2018. URL `https://arxiv.org/abs/1802.08903`.

Jacob R. Gardner, Geoff Pleiss, David Bindel, Kilian Q. Weinberger, and Andrew Gordon Wilson. Gpytorch: Blackbox matrix-matrix gaussian process inference with gpu acceleration, 2021.

James Hensman, Nicolo Fusi, and Neil D Lawrence. Gaussian processes for big data. *arXiv preprint arXiv:1309.6835*, 2013.

Martin Jankowiak, Geoff Pleiss, and Jacob Gardner. Parametric Gaussian process regressors. In Hal Daumé III and Aarti Singh (eds.), *Proceedings of the 37th International Conference on Machine Learning*, volume 119 of *Proceedings of Machine Learning Research*, pp. 4702–4712. PMLR, 13–18 Jul 2020. URL `https://proceedings.mlr.press/v119/jankowiak20a.html`.

Sanyam Kapoor, Marc Finzi, Ke Alexander Wang, and Andrew Gordon Gordon Wilson. Skiing on simplices: Kernel interpolation on the permutohedral lattice for scalable gaussian processes. In *International Conference on Machine Learning*, pp. 5279–5289. PMLR, 2021.

Diederik P Kingma and Jimmy Ba. Adam: A method for stochastic optimization. *arXiv preprint arXiv:1412.6980*, 2014.

Jihao Andreas Lin, Shreyas Padhy, Javier Antorán, Austin Tripp, Alexander Terenin, Csaba Szepesvári, José Miguel Hernández-Lobato, and David Janz. Stochastic gradient descent for gaussian processes done right. *arXiv preprint arXiv:2310.20581*, 2023.

David JC MacKay et al. Bayesian nonlinear modeling for the prediction competition. *ASHRAE transactions*, 100(2):1053–1062, 1994.

Wesley J Maddox, Andres Potapcynski, and Andrew Gordon Wilson. Low-precision arithmetic for fast gaussian processes. In *Uncertainty in Artificial Intelligence*, pp. 1306–1316. PMLR, 2022.

Misha Padidar, Xinran Zhu, Leo Huang, Jacob Gardner, and David Bindel. Scaling gaussian processes with derivative information using variational inference. *Advances in Neural Information Processing Systems*, 34:6442–6453, 2021.

Joaquin Quinonero-Candela and Carl Edward Rasmussen. A unifying view of sparse approximate gaussian process regression. *The Journal of Machine Learning Research*, 6:1939–1959, 2005.

Carl Edward Rasmussen and Christopher K. I. Williams. *Gaussian Processes for Machine Learning (Adaptive Computation and Machine Learning)*. The MIT Press, 2005. ISBN 026218253X.

Edward Snelson and Zoubin Ghahramani. Sparse gaussian processes using pseudo-inputs. *Advances in neural information processing systems*, 18, 2005.

Michalis Titsias. Variational learning of inducing variables in sparse gaussian processes. In *Artificial intelligence and statistics*, pp. 567–574. PMLR, 2009.

Ke Wang, Geoff Pleiss, Jacob Gardner, Stephen Tyree, Kilian Q Weinberger, and Andrew Gordon Wilson. Exact gaussian processes on a million data points. *Advances in neural information processing systems*, 32, 2019.

Andrew Wilson and Hannes Nickisch. Kernel interpolation for scalable structured gaussian processes (kiss-gp). In *International conference on machine learning*, pp. 1775–1784. PMLR, 2015.

Andrew Gordon Wilson, Zhiting Hu, Ruslan Salakhutdinov, and Eric P. Xing. Deep kernel learning. In Arthur Gretton and Christian C. Robert (eds.), *Proceedings of the 19th International Conference on Artificial Intelligence and Statistics*, volume 51 of *Proceedings of Machine Learning Research*, pp. 370–378, Cadiz, Spain, 09–11 May 2016. PMLR. URL `https://proceedings.mlr.press/v51/wilson16.html`.

Mohit Yadav, Daniel Sheldon, and Cameron Musco. Kernel interpolation with sparse grids, 2023. URL `https://arxiv.org/abs/2305.14451`.

A Method

A.1 Comparing Gradient Kernels

For a closer comparison of exact GPwDs, DDSVGP, DSVGP, and DSoftKI, we write out the kernel matrix between a test point $*$ and the training data $\mathbf{x}$ or inducing points $\mathbf{z}$ in more detail. For an exact GPwD, the kernel directly uses the training data and the derivatives of the kernel are used exactly as below

$$\tilde{\mathbf{K}}_{*\mathbf{x}} = \left[\begin{pmatrix} \mathbb{I} \\ \nabla_* \end{pmatrix} k(*, x_j) \begin{pmatrix} \mathbb{I} & \nabla_{x_j}^T \end{pmatrix} \right]_{*j} \tag{26}$$

$$= \left[\begin{pmatrix} k(*, x_j) & k(*, x_j)\nabla_{x_j}^T \\ \nabla_* k(*, x_j) & \nabla_* k(*, x_j)\nabla_{x_j}^T \end{pmatrix} \right]_{*j} . \tag{27}$$

For a DDSVGP (*i.e.*, with directional derivatives), the kernel uses the inducing points and additional variational parameters to approximate the training data. Additionally, it uses directional derivatives of the underlying kernel function as below

$$\bar{\mathbf{K}}_{*\mathbf{z}}^{\text{DDSVGP}} = \left[\begin{pmatrix} \mathbb{I} \\ \nabla_* \end{pmatrix} k(*, z_j) \begin{pmatrix} \mathbb{I} & \partial_{\mathbf{V}_j}^T \end{pmatrix} \right]_{*j} \tag{28}$$

$$= \left[\begin{pmatrix} k(*, z_j) & k(*, z_j)\partial_{\mathbf{V}_j}^T \\ \nabla_* k(*, z_j) & \nabla_* k(*, z_j)\partial_{\mathbf{V}_j}^T \end{pmatrix} \right]_{*j} . \tag{29}$$

For a DSVGP, the kernel uses the inducing points, additional variational parameters, and ordinary derivatives of the underlying kernel as below

$$\bar{\mathbf{K}}_{*\mathbf{z}}^{\text{DSVGP}} = \left[\begin{pmatrix} \mathbb{I} \\ \nabla_* \end{pmatrix} k(*, z_j) \begin{pmatrix} \mathbb{I} & \nabla_{z_j}^T \end{pmatrix} \right]_{*j} \tag{30}$$

$$= \left[\begin{pmatrix} k(*, z_j) & k(*, z_j)\nabla_{z_j}^T \\ \nabla_* k(*, z_j) & \nabla_* k(*, z_j)\nabla_{z_j}^T \end{pmatrix} \right]_{*j} . \tag{31}$$

For DSoftKI, the kernel uses the inducing points, an interpolation function, and gradients of the interpolation function as below

$$\tilde{\mathbf{K}}_{*\mathbf{z}}^{\text{DSoftKI}} = \left[\begin{pmatrix} \mathbb{I} \\ \nabla_* \end{pmatrix} \sigma_{\mathbf{z}}^j(*) \right]_{*j} \mathbf{K}_{\mathbf{zz}} \left[\sigma_{\mathbf{z}}^j(x_i)^T \begin{pmatrix} \mathbb{I} & \nabla_{x_i}^T \end{pmatrix} \right]_{ji} \tag{32}$$

$$= \left[\begin{pmatrix} \sigma_{\mathbf{z}}^j(*)\, \mathbf{K}_{\mathbf{zz}}\, \sigma_{\mathbf{z}}^j(x_i')^T & \sigma_{\mathbf{z}}^j(*)\, \mathbf{K}_{\mathbf{zz}}\, (\sigma_{\mathbf{z}}^j(x_i')^T \nabla_{x_i'}^T) \\ (\nabla_* \sigma_{\mathbf{z}}^j(*))\, \mathbf{K}_{\mathbf{zz}}\, \sigma_{\mathbf{z}}^j(x_i')^T & (\nabla_* \sigma_{\mathbf{z}}^j(*))\, \mathbf{K}_{\mathbf{zz}}\, (\sigma_{\mathbf{z}}^j(x_i')^T \nabla_{x_i'}^T) \end{pmatrix} \right]_{*i'} . \tag{33}$$

A.2 Solving

The procedure

$$\alpha \leftarrow \texttt{solve}(\hat{\tilde{\mathbf{C}}}\alpha = \hat{\tilde{\mathbf{K}}}_{\mathbf{zx}} \tilde{\mathbf{\Lambda}}^{-1} \tilde{\mathbf{y}}) \tag{34}$$

is implemented by solving

$$\mathbf{R}\alpha = \mathbf{D}^T \begin{pmatrix} \mathbf{\Lambda}^{-1/2} \tilde{\mathbf{y}} \\ 0 \end{pmatrix} \tag{35}$$

for α where

$$\mathbf{QR} = \begin{pmatrix} \mathbf{\Lambda}^{-1/2} \hat{\tilde{\mathbf{K}}}_{\mathbf{xz}} \\ \mathbf{L} \end{pmatrix} \tag{36}$$

is the QR decomposition and $\mathbf{K}_{\mathbf{zz}} = \mathbf{LL}^T$ is the Cholesky decomposition since $\hat{\tilde{\mathbf{C}}} = (\mathbf{QR})^T(\mathbf{QR})$. This has time complexity $\mathcal{O}(nm^2)$ to compute.

A.3 Implementation

We implement DSoftKI in PyTorch (version 2.4.1) and GPyTorch (Gardner et al., 2018) (version 1.12) so that it can leverage GPU acceleration. DSoftKI currently only leverages a single GPU. Arithmetic for DSoftKI is implemented in single-precision floats. There are a few places where the Cholesky decomposition of $\mathbf{K}_{\mathbf{zz}}$ is utilized in posterior inference. To stabilize these computations, we add a small jitter to the diagonal, when needed. In extreme cases when $\mathbf{K}_{\mathbf{zz}}$ values are extremely small, we may switch to double-precision floats to perform a Cholesky decomposition, before converting the results back into single precision.

Recall that we use CG to implement the Hutchinson pseudoloss. We use a PyTorch implementation of CG descent method following (Maddox et al., 2022). We use a CG tolerance of $1e-5$. We use a rank-10 pivoted Cholseky decomposition to obtain a preconditioner for CG descent.

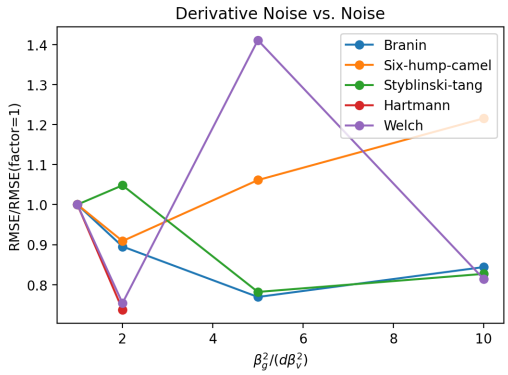

Figure 5: Effect of noise.

	SoftKI	SVGP	DSVGP	DDSVGP	DSoftKI	
Branin	2	0.171 ± 0.023	0.239 ± 0.035	0.378 ± 0.11	1.557 ± 0.078	**0.075 ± 0.004**
Six-hump-camel	2	1.067 ± 0.156	1.221 ± 0.055	2.465 ± 0.87	7.115 ± 0.211	**0.348 ± 0.096**
Styblinski-tang	2	1.008 ± 0.106	0.961 ± 0.04	0.871 ± 0.033	0.808 ± 0.22	**0.322 ± 0.063**
Hartmann	6	0.429 ± 0.232	0.377 ± 0.006	0.507 ± 0.011	0.527 ± 0.019	**0.028 ± 0.008**
Welch	20	0.011 ± 0.001	0.053 ± 0.002	-	0.269 ± 0.003	**0.001 ± 0.001**

Table 5: Gradient fitting errors on synthetic functions using scaled effective learning rate.

B Additional Experimental Results

B.1 Effect of Noise Levels

The DSoftKI method balances the fitting of value information with gradient information by controlling the relative ratio of β_v^2 to β_g^2. Figure 5 shows the results of varying this ratio on the synthetic benchmark to gain more insight into how to set this ratio. We see that the relatative ratio of β_v^2 to β_g^2 is dependent on the dataset. Nevertheless, the general pattern is that increasing the weighting of the values tends to improve performance. The experiments reported in the paper had a relative factor of 1.

B.2 More Synthetic Benchmark Results

Data normalization. We scale data $\{(x_i, y_i, dy_i)\}_{i=1}^N$ as $\{(\texttt{hypercube}(x_i), (y_i - \hat{\mu})/\hat{\sigma}, dy_i/\hat{\sigma})\}_{i=1}^N$ where $\texttt{hypercube} : \mathbb{R}^d \to [0,1]^d$ maps into the unit hypercube, $\hat{\mu}$ is the empirical mean of the values, and $\hat{\sigma}$ is the empirical standard deviation of the values and the derivatives. This ensures that the values and derivatives are measured in the same units, and follows standard practice.

Gradient fitting results. Table 5 reports the gradient fitting errors for the experiment described in Section 5.1 on synthetic functions using scaled effective learning rate. We observe that DSoftKI has the lowest gradient errors of the methods. The relative size of β_v^2 and β_g^2 controls the degree to which value fitting is prioritized compared to gradient fitting.

We also compare the gradient test RMSE of the base GP and its extension with derivatives. For a gradient test RMSE, we sum up the errors across the dimensions. Thus, we should normalize by the numbers to compare across datasets. We observe that it is dataset dependent whether or not DSVGP outperforms SVGP. As a reminder, DDSVGP does not fit all the derivative information, and thus, we derive its gradient prediction from its value prediction. We observe that derivative information is helpful for DSoftKI, the extension of SoftKI to the setting with derivatives.

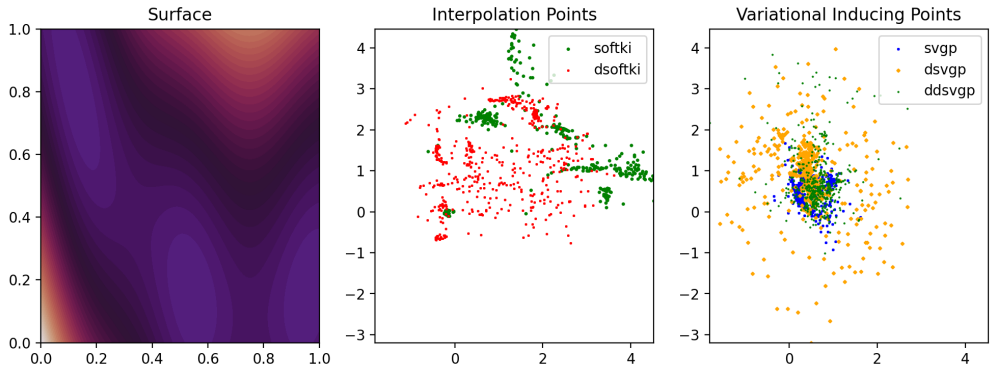

(a) Branin.

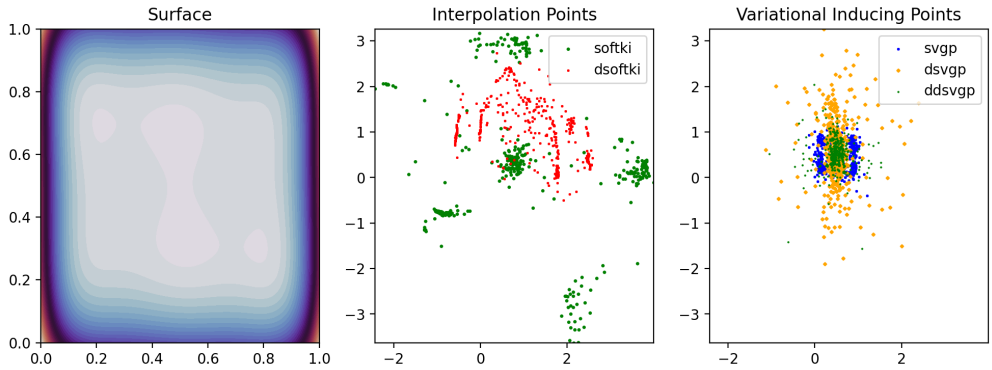

(b) Six Hump Camel.

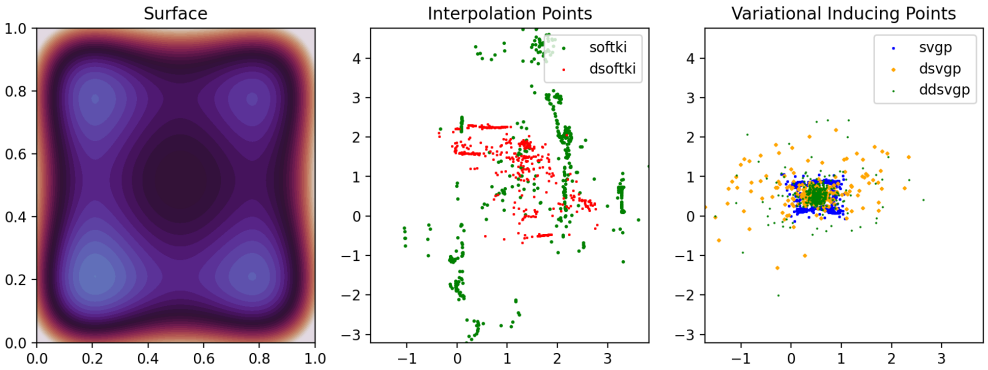

(c) Styblinski Tang.

Figure 6: Learned interpolation and inducing points across various GP and GPwD regression methods.

Uncertainty quantification of derivatives. We only report test NLLs for DSVGP and DSoftKI since these are the only methods that provide uncertainty estimates for full derivative information. In general, we find that DSoftKI has larger test NLLs compared to DSVGP. This is consistent with our earlier findings that DSVGP gives lower test NLL compared to SVGP, even though its test RMSE is worse.

Visualization. Figure 6 visualizes the learned interpolation/inducing points for each method. We make a couple of observations on the learned points. First, we see that there are differences between the structure of the interpolation points learned by SoftKI and DSoftKI compared to the inducing points learned by the variational approaches. In particular, the variational approaches have additional learned parameters that can help represent the structure in the dataset. In contrast, SoftKI and DSoftKI have to rely solely on the inter-

	DSVGP	DSoftKI	DSoftKI ($\beta_g^2/(d\beta_v^2) = 10d$)
Branin	**0.037 ± 0.399**	127.566 ± 48.658	0.393 ± 0.162
Six-hump-camel	**0.415 ± 0.123**	56.261 ± 53.971	7.946 ± 6.107
Styblinski-tang	**0.651 ± 0.049**	42.629 ± 15.41	5.335 ± 1.945
Hartmann	**0.049 ± 0.013**	10.135 ± 1.544	0.804 ± 0.171
Welch	-	-0.723 ± 2.583	**0.228 ± 0.283**

Table 6: Uncertainty quantification over gradient predictions.

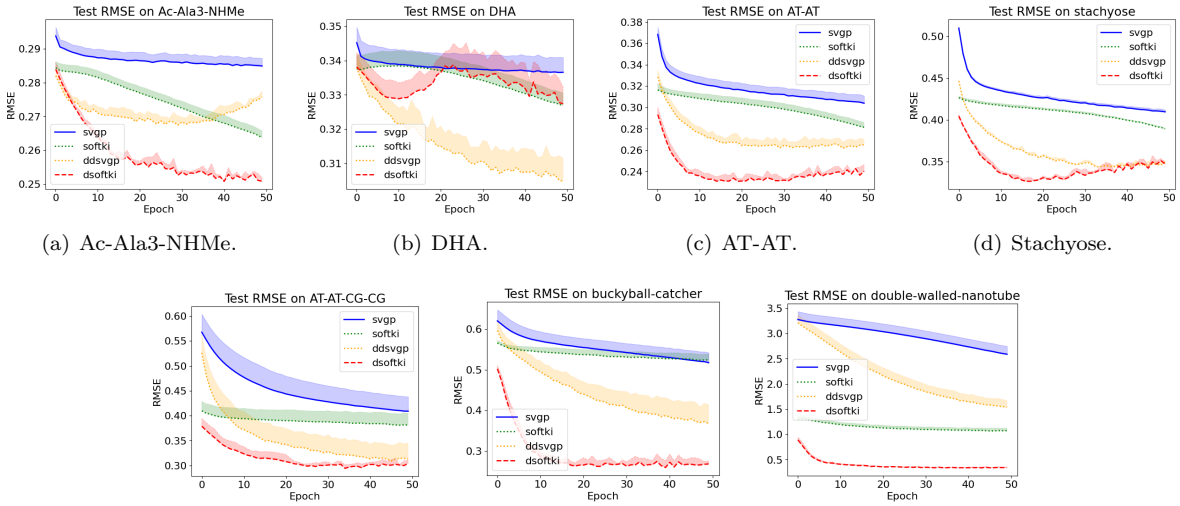

(a) Ac-Ala3-NHMe. (b) DHA. (c) AT-AT. (d) Stachyose.

(e) AT-AT-CG-CG. (f) Buckyball-Catcher. (g) Double-Walled Nanotube.

Figure 7: Test RMSE curves.

polation points to represent the structure in the dataset. Second, we observe that the interpolation/inducing points learned those GPs that fit derivatives and those that do not are different. In particular, DSoftKI and SoftKI capture different geometric structure in the underlying data. The inducing points learned by DSVGP are more spread out compared to those learned by DDSVGP and SVGP.

B.3 More Force Field Results

Dataset details. More concretely, we have a labeled data set $\{(x_i, y_i, dy_i)\}_i$ where x_i encodes the *Cartesian coordinates* of the atomic nuclei in the molecule in Ångström's, y_i encodes the energy of the molecule in kcal/mol, and dy_i encodes the negative force exerted on each atom in the molecule. The dimensionality of x_i is $d = 3A$ where A is the number of atoms in the molecule since each atom takes 3 coordinates to describe in $3D$-space. For example, a 42 atom system will have $d = 126$. We consider all available molecules.

Data normalization. We use the same data normalization scheme for energies and forces as we did in the synthetic experiments. Instead of using `hypercube`, we scale the Cartesian coordinates as $x_i/3$ which has the effect of changing units.

Training curves. Figure 7 and Figure 8 give the test RMSE, test gradient RMSE, and their standard deviations at each epoch of training on the MD22 dataset. As a reminder, we did not tune the learning rates or batch sizes to obtain the best possible performance. Rather, we control the effective learning rate so that we can compare GP and GPwD regression. SVGP is in blue, SoftKI is in green, DDSVGP is in orange, and DSoftKI is in Red. On Ac-Ala3-NHMe, we observe that methods that fit derivative information overfit both values and gradients. On several datasets such as AT-AT and Stachyose, we observe that DSoftKI overfits on test RMSE but does not on test gradient RMSE. On other dataset such as AT-AT-CG-CG,

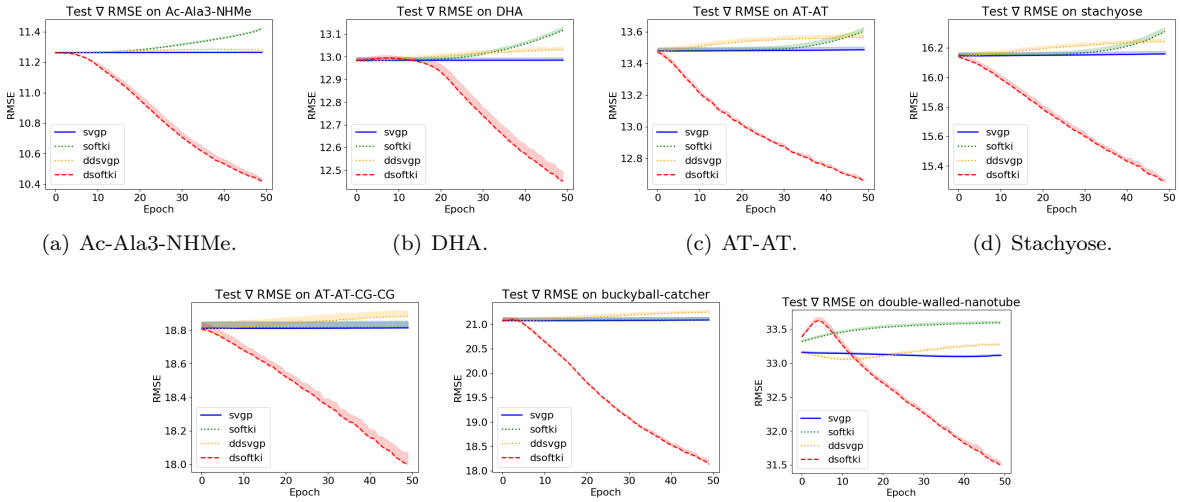

(a) Ac-Ala3-NHMe. (b) DHA. (c) AT-AT. (d) Stachyose.

(e) AT-AT-CG-CG. (f) Buckyball-Catcher. (g) Double-Walled Nanotube.

Figure 8: Test gradient RMSE curves.

Buckyball-catcher, and Double-walled nanotube, we observe that DSoftKI is able to fit both the values and gradients. In contrast, DDSVGP tends to overfit as measured by test gradient RMSE. This is somewhat surprising, since it does fit directional derivative information. We also observe that SoftKI and SVGP cannot fit gradients even though they do fit the values. This suggests that GPs that do not fit derivatives do not capture the shape of the surface well.

Lengthscales and temperatures. Figure 9 and Figure 10 give the histograms of lengthscales and temperatures that are learned by DSoftKI and SoftKI. We see that the lengthscales that are learned by DSoftKI and SoftKI are different, giving further evidence that interpolation points in the derivative and non-derivative versions are utilized differently. In particular, the lengthscales learned by the DSoftKI tend to be larger than the lengthscales learned by SoftKI. As a reminder, the kernel $\tilde{\mathbf{K}}_{\mathbf{zz}}(\ell)$ is a function of the lengthscales ℓ and not the temperature. However, the temperatures that are learned are similar. Similarly, the interpolation $\mathbf{\Sigma}_{\mathbf{xz}}(T)$ is a function of the temperatures and not the lengthscales. This suggests that the interpolation is utilized similarly across the derivative and non-derivative versions.

C Background on DDSVGP and DSKI

In this section, we describe in more detail how variational inducing point methods and SKI have been extended to the setting with derivatives.

Variational inducing points. An *inducing point method* (Snelson & Ghahramani, 2005; Quinonero-Candela & Rasmussen, 2005) introduces a set of $m \ll n$ *inducing points* $\mathbf{z} = (z_i \in \mathbb{R}^d)_{i=1}^m$ and associated *inducing variables* $\mathbf{u} = (u_i \in \mathbb{R})_{i=1}^m$ as a proxy for the given inputs $\mathbf{x}$ and outputs $\mathbf{y}$ respectively. In an inducing point method such as Sparse Variational Gaussian Processes (SGPR) (Titsias, 2009) and Stochastic Variational Gaussian Process (SVGPs) (Hensman et al., 2013), the inducing points and variables are related to the dataset as

$$\begin{pmatrix} \mathbf{u} \\ f(\mathbf{x}) \end{pmatrix} \sim \mathcal{N}\left(0, \begin{pmatrix} \mathbf{K}_{\mathbf{zz}} & \mathbf{K}_{\mathbf{zx}} \\ \mathbf{K}_{\mathbf{xz}} & \mathbf{K}_{\mathbf{xx}} \end{pmatrix}\right) \tag{inducing}$$

$$\mathbf{y} \,|\, f(\mathbf{x}) \sim \mathcal{N}(f(\mathbf{x}), \mathbf{\Lambda})\,. \tag{likelihood}$$

Note that the marginalization of the inducing variables $\mathbf{u}$ reduces the model to the standard GP model. To make posterior inference tractable, a SVGP makes a variational approximation $q(f(\mathbf{x}), \mathbf{u}) = p(f(\mathbf{x}) \,|\, \mathbf{u})q(\mathbf{u})$ where $q(\mathbf{u}) = \mathcal{N}(\mathbf{u} \,|\, \mathbf{m}, \mathbf{S})$, treating $\mathbf{m}^{(m\times 1)}$ and $\mathbf{S}^{(m\times m)}$ as additional learnable variational parameters.

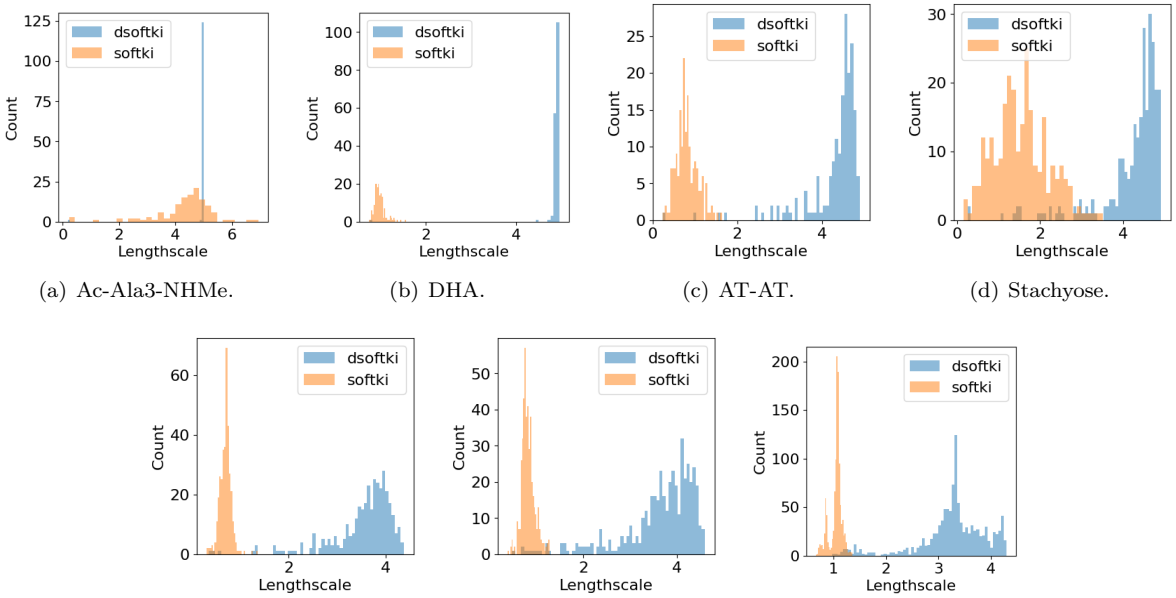

(a) Ac-Ala3-NHMe. (b) DHA. (c) AT-AT. (d) Stachyose.

(e) AT-AT-CG-CG. (f) Buckyball-Catcher. (g) Double-Walled Nanotube.

Figure 9: Histogram of lengthscales on MD22 dataset for DSoftKI and SoftKI. The lengthscales learned by the DSoftKI tend to be larger than the lengthscales learned by SoftKI.

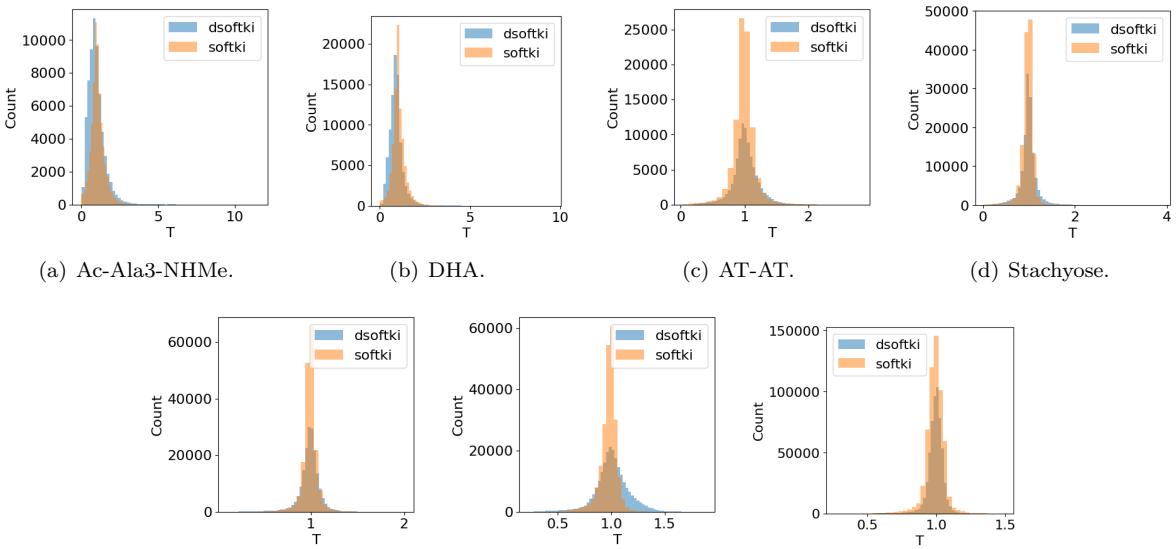

(a) Ac-Ala3-NHMe. (b) DHA. (c) AT-AT. (d) Stachyose.

(e) AT-AT-CG-CG. (f) Buckyball-Catcher. (g) Double-Walled Nanotube.

Figure 10: Histogram of learned temperatures for DSoftKI and SoftKI on the MD22 dataset. The learned temperatures have similar distributions.

More concretely, $\theta = (\ell, \gamma, \beta, \mathbf{z}, \mathbf{m}, \mathbf{S})$. They can be learned by maximizing a lower bound on the MLL called the evidence lower bound (ELBO), defined as

$$\text{ELBO}(q(f(\mathbf{x}), \mathbf{u})) = \sum_{i=1}^{n} \mathbb{E}_{q(f(x_i))} p(y_i \,|\, f(x_i)) - KL(q(\mathbf{u}) \,||\, p(\mathbf{u} \,|\, \mathbf{z})) \tag{37}$$

which equivalently minimizes the KL-divergence $KL(q(\mathbf{u}) \,||\, p(\mathbf{u} \,|\, \mathbf{z}))$. The ELBO can be optimized in minibatches, resulting in a time complexity of $O(m^3)$. Given learned hyperparameters, the optimal posterior distribution is

$$q(f(*)) = \mathcal{N}(f(*) \,|\, \mathbf{K}_{*\mathbf{z}}\mathbf{K}_{\mathbf{zz}}^{-1}\mathbf{m}, \mathbf{K}_{**} - \mathbf{K}_{*\mathbf{z}}\mathbf{K}_{\mathbf{zz}}^{-1}(\mathbf{S} - \mathbf{K}_{\mathbf{zz}})\mathbf{K}_{\mathbf{zz}}^{-1}\mathbf{K}_{\mathbf{z}*} + \mathbf{\Lambda}) \,. \tag{38}$$

The complexity of inference is $O(m^3)$.

A SVGP can be extended to the setting with derivatives, *i.e.*, a DSVGP (Padidar et al., 2021). More concretely, define an inducing variable $\tilde{u}_i = \begin{pmatrix} u_i & \nabla u_i^T \end{pmatrix}^T$ that models the value and its gradient at an inducing point z_i. A DSVGP introduces learnable parameters $\mathbf{m}^{(m\times 1)}$, $d\mathbf{m}^{(dm\times 1)}$, $\mathbf{S}^{(m\times m)}$, $d\mathbf{S}^{(1\times m)}$, and $d^2\mathbf{S}^{(dm\times dm)}$ to define a variational posterior $q(\tilde{\mathbf{u}}) = \mathcal{N}(\tilde{\mathbf{u}} \,|\, \tilde{\mathbf{m}}, \tilde{\mathbf{S}})$ where

$$\tilde{\mathbf{m}} = \left[\begin{pmatrix} \mathbf{m}_i \\ d\mathbf{m}_i \end{pmatrix}\right]_{i1} \text{ and } \tilde{\mathbf{S}} = \left[\begin{pmatrix} \mathbf{S}_{ij} & d\mathbf{S}_{ij} \\ d\mathbf{S}_{ij} & d^2\mathbf{S}_{ij} \end{pmatrix}\right]_{ij} . \tag{39}$$

The parameters can be learned by maximizing the DSVGP ELBO which is obtained by replacing the SVGP ELBO with the respective $\tilde{(\cdot)}$ versions.

Again, it is a lower-bound on the MLL. The time complexity of computing the ELBO on a minibatch is $O(m^3d^3)$. The posterior distribution is that of SVGP with all of the matrices replaced with their respective $\tilde{(\cdot)}$ versions. The time complexity of posterior inference is $O(m^3d^3)$ since $\tilde{K}_{\mathbf{zz}}$ is a $(m(d+1)) \times (m(d+1))$ matrix.

DDSVGP (Padidar et al., 2021) utilizes directional derivatives $\partial_{\bar{\mathbf{V}}} f = \bar{\mathbf{V}}^T \nabla f(x)$ where $\bar{\mathbf{V}}$ projects onto a p dimensional subspace. This results in the modified matrices

$$\bar{\mathbf{K}}_{\mathbf{zz}} = \left[\begin{pmatrix} \mathbb{I} \\ \partial_{\mathbf{V}_a} \end{pmatrix} k(z_a, z_b) \begin{pmatrix} \mathbb{I} & \partial_{\mathbf{V}_b}^T \end{pmatrix}\right]_{ab} \tag{40}$$

$$\bar{\mathbf{K}}_{*\mathbf{z}} = \left[\begin{pmatrix} \mathbb{I} \\ \nabla_* \end{pmatrix} k(*, z_b) \begin{pmatrix} \mathbb{I} & \partial_{\mathbf{V}_b}^T \end{pmatrix}\right]_{1b} \tag{41}$$

which has additional learnable variational parameters $\{\bar{\mathbf{V}}_a^{(d\times p)}\}_{a=1}^m$ for projecting. The $m(p+1) \times m(p+1)$ matrix $\bar{\mathbf{K}}_{\mathbf{zz}} = [\bar{k}(z_a, z_b)]_{ab}$ can be formulated efficiently with Hessian-vector products in time complexity $\mathcal{O}(m^2dp)$. The modified posterior distribution and ELBO are obtained by changing the respective $\tilde{(\cdot)}$ variables to the $\bar{(\cdot)}$ versions. Posterior inference can be computed in time $\mathcal{O}(m^3p^3)$, assuming $mp^2 > d$ to account for the cost of forming $\bar{\mathbf{K}}_{\mathbf{zz}}$, since the d-dimensional gradients have been reduced to p-dimensional directional derivatives.

Structured kernel interpolation. One problem with inducing point methods is the requirement that $m \ll n$. SKI (Wilson & Nickisch, 2015) overcomes this limitation by using the approximate kernel

$$\mathbf{K}_{\mathbf{xx}}^{\text{SKI}} = \mathbf{W}_{\mathbf{xz}}\mathbf{K}_{\mathbf{zz}}\mathbf{W}_{\mathbf{zx}} \approx \mathbf{K}_{\mathbf{xx}} \tag{42}$$

where $\mathbf{z}$ are cleverly chosen interpolation points on a pre-defined lattice, $\mathbf{W}_{\mathbf{xz}} = [w_{\mathbf{z}}^j(x_i)]_{ij}$ is a matrix of interpolation weights with interpolation function $w_{\mathbf{z}}^j(x_i)$, and $\mathbf{W}_{\mathbf{xz}} = \mathbf{W}_{\mathbf{zx}}^T$. The SKI posterior is

$$p(f(*) \,|\, \mathbf{x}, \mathbf{y}) = \mathcal{N}(f(*) \,|\, \mathbf{K}_{*\mathbf{x}}(\mathbf{K}_{\mathbf{xx}}^{\text{SKI}} + \mathbf{\Lambda})^{-1}\mathbf{y}, \mathbf{K}_{**} - \mathbf{K}_{*\mathbf{x}}(\mathbf{K}_{\mathbf{xx}}^{\text{SKI}} + \mathbf{\Lambda})^{-1}\mathbf{K}_{\mathbf{x}*}) \tag{43}$$

which is the GP posterior with $\mathbf{K}_{\mathbf{xx}}$ replaced with $\mathbf{K}_{\mathbf{xx}}^{\text{SKI}}$.

The posterior is tractable to compute since the lattice structure given by the interpolation points enables fast matrix-vector multiplies (MVMs) so that conjugate gradient (CG) methods can be used to solve large systems of linear equations. The complexity of a single MVM is $O(n4^d + m\log m)$ with a cubic interpolation function (Wilson & Nickisch, 2015) where m is the number of interpolation points. However, the asymptotic dependence on d limits the application of SKI to low dimensions.

DSKI (Eriksson et al., 2018) extends the SKI (Wilson & Nickisch, 2015) method to create a scalable GP regression method that handles derivative information. To accomplish this, DSKI uses the following approximate kernel

$$\tilde{\mathbf{K}}_{\mathbf{xx}}^{\text{DSKI}} = \tilde{\mathbf{W}}_{\mathbf{xz}} \mathbf{K}_{\mathbf{zz}} \tilde{\mathbf{W}}_{\mathbf{zx}} \approx \tilde{\mathbf{K}}_{\mathbf{xx}} \tag{44}$$

where

$$\tilde{\mathbf{W}}_{\mathbf{xz}} = \left[\begin{pmatrix} w_{\mathbf{z}}^{j}(x_i) \\ \nabla w_{\mathbf{z}}^{j}(x_i) \end{pmatrix} \right]_{ij} = \left[\begin{pmatrix} \mathbb{I} \\ \nabla_{x_i} \end{pmatrix} w_{\mathbf{z}}^{j}(x_i) \right]_{ij} . \tag{45}$$

That is, DSKI approximates the kernel by differentiating the interpolation matrix. The posterior distribution is the SKI posterior with the SKI kernel replaced with the DSKI kernel. Like SKI, DSKI leverages fast MVMs enabled by the lattice structure and CG methods to perform GP inference. The complexity of a single MVM is $O(nd6^d + m \log m)$. The scaling in the dimension d is even worse than SKI, limiting the application of DSKI to even smaller dimensions.