arXiv:2505.09027v1 [cs.SE] 13 May 2025

Tests as Prompt: A Test-Driven-Development Benchmark for LLM Code Generation

Yi Cui
ONEKQ Lab, USA
yi@onekq.ai

Abstract

We introduce WebApp1K, a novel benchmark for evaluating large language models (LLMs) in test-driven development (TDD) tasks, where test cases serve as both prompt and verification for code generation. Unlike traditional approaches relying on natural language prompts, our benchmark emphasizes the ability of LLMs to interpret and implement functionality directly from test cases, reflecting real-world software development practices. Comprising 1000 diverse challenges across 20 application domains, the benchmark evaluates LLMs on their ability to generate compact, functional code under the constraints of context length and multi-feature complexity. Our findings highlight instruction following and in-context learning as critical capabilities for TDD success, surpassing the importance of general coding proficiency or pretraining knowledge. Through comprehensive evaluation of 19 frontier models, we reveal performance bottlenecks, such as instruction loss in long prompts, and provide a detailed error analysis spanning multiple root causes. This work underscores the practical value of TDD-specific benchmarks and lays the foundation for advancing LLM capabilities in rigorous, application-driven coding scenarios.

1. Introduction

Code generation is a classical genre of LLM (large language model) tasks and one of its most important applications. The focus of current research and benchmarks include algorithms(Austin et al., 2021; Chen et al., 2021), tool use(Yan et al., 2024), debugging(Jimenez et al., 2024), etc. Here, a coding task consists of two parts: **prompt** and **verification**. The prompt is the task description in natural language. The verification is a collection of tests to run against the code generated by LLM. The task succeeds if all tests pass.

In this paper, we explore a new avenue where tests are **both** prompt and verification. We call this a TDD (test-driven development) task, and for the evaluation purpose, an essemble of TDD tasks a TDD benchmark. Tab. 1 illustrates a TDD task, in comparison to a natural-language-prompted coding task which we term as TLD (test-last development) task.

For human developers, TLD is a common and appropriate approach for protoyping projects with vague scope and short lifecycle. But for mature projects of large stakeholder values, TDD(Beck, 2022) must be followed for its unambiguous scope and clear contract. Here, tests are the de facto system specifications. Using the example in Tab. 1, an enterprise platform is very likely to fork its own JSON parser for nuanced business needs, e.g. toleranting certain faults from its proprietary data stream instead of raising exceptions. A non-compliant implementation would not only fail the guarding tests, but also cause irrevocable loss if introduced into production.

TDD is time-consuming and expensive. Shown in Fig. 1, human developers approach TDD incrementally. For example, the five tests in Tab. 1 are gradually added. During each iteration, the developer uses test failure as the main feedback to modify existing code, until all tests pass.

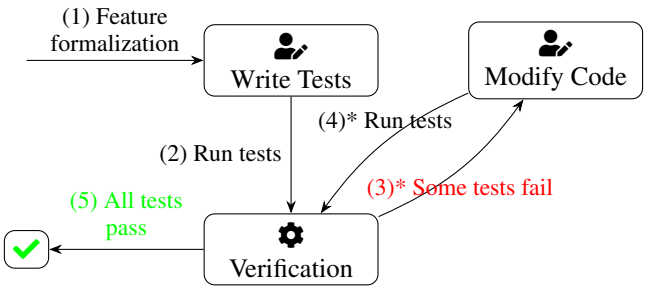

Figure 1: Incremental TDD by Human

On the other hand, LLM approaches TDD in a transactional manner (Fig. 2). A strong LLM should be able to accept all five tests in Tab. 2 in one single prompt, and write code to pass all tests with high success rate. Another difference is that LLMs do no need test failures in their prompt, as test themselves are sufficient. Therefore, improving TDD success rate of LLMs will yield tremendous values for the software industry, saving both time and cost.

Table 1: A Comparison of TDD task vs TLD task

	TDD: Test-Driven Development	**TLD: Test-Last Development**

Prompt	Write `parseJson` to pass the following tests:
	`testParseSingleKeyValue() {...}`
	`testParseEmptyObject() {...}`
	`testParseArrayOfNumbers() {...}`
	`testParseNestedObject() {...}`
	`testParseArrayOfObjects() {...}`
		Write `parseJson` function which converts a string into a JSON object.

Verification	The task succeeds if all following tests pass: `testParseSingleKeyValue`, `testParseEmptyObject`, `testParseArrayOfNumbers`, `testParseNestedObject`, `testParseArrayOfObjects`.	The task succeeds if all following tests pass: `testParseSingleKeyValue`, `testParseEmptyObject`, `testParseArrayOfNumbers`, `testParseNestedObject`, `testParseArrayOfObjects`.

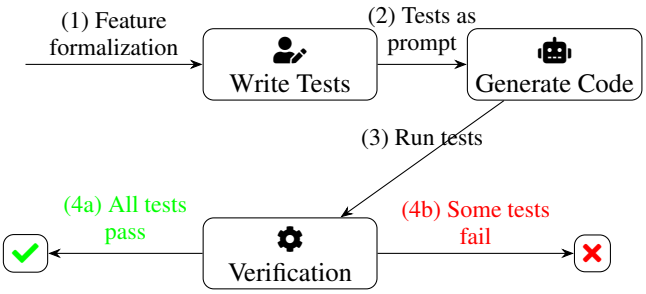

Figure 2: Transactional TDD by LLM

The goal of this paper is to identify key LLM capabilities for TDD task success, in other words, what cause LLMs to fail at the task. To get these insights, we need a greenfield benchmark, with following considerations.

- **Untapped Semantic Space**: The key for an LLM to succeed on TDD is to capture and understand the instructions from tests, instead of reciting from pretraining knowledge. Unfortunately, tooling (JSON parsing) and algorithmic (LeetCode) challenges are too well-represented, hence cannot be trusted. In comparison, application layer is a much larger space for us to construct nuanced challenges unseen by LLMs.
- **Rich Tool Ecosystem**: We need LLMs to focus on addressing instructions defined by tests, instead of reinventing wheels. If JSON parsing is needed to solve a problem, LLMs should not write a parser from scratch, but assume that a high-quality library is ready at its disposal.
- **Compact Code**: Context length is a major performance bottleneck and highly heterogeneous among LLMs. With these constraints in mind, the benchmark should be designed to challenge LLMs to implement as many features in as few tokens as possible.

To this end, we present WebApp1K(web, 2024), a TDD benchmark containing 1000 challenges covering a wide range of application scenarios. In each challenge, the LLM is instructed to build a mini web application supporting a singular or a combination of features. Human designers conceive each scenario, then instruct GPT to implement it into tests. Our original contributions are as follows.

- **New Task and New Benchmark**: We propose the TDD task as a new category of coding tasks. We also build to our knowledge the first TDD benchmark. This effort reveals the following critical insights.
- **Critical Abilities as LLM Differentiators**: We identify instruction following and in-context learning as differentiating abilities for TDD success. Proficiency in algorithms and programming are neither critical or sufficient. We prove this point by showing that LLMs of low TDD success rate have high success rate on sibling TLD tasks.
- **Scaling Challenge to All LLMs**: We discover the input context length to be the main bottleneck to TDD success rate impacting all LLMs. We suspect the root cause to be attention decay(Liu et al., 2024).

Lastly, we fully acknowledge the pivotal role tests play in all coding benchmarks. Tab. 2 compares them in three categories. Specifically related to tests, algorithmic benchmarks follow the TLD approach. Problem-solving benchmarks partially follow TDD, where tests are only a slice of the context (along with logs, source code, and the issue description).

The rest of this paper is organized as follows. In Sec. 2, we introduce how WebApp1K is built and run. In Sec. 3, we show LLM performance and analyze their errors. In Sec. 4, we discuss the degraded LLM performance under more test cases, and potential root causes. Finally, we discuss related works in Sec. 5 and conclude the paper in Sec. 6.

Table 2: Comparison of coding benchmarks

	Algorithmic Benchmarks	**TDD Benchmarks**	**Problem-Solving Benchmarks**
Example	Palindrome Check in HumanEval (Chen et al., 2021) and LeetCode	JSON parsing in Tab. 1	scikit-learn-14520 issue in SWE-bench (examplified in (OpenAI, 2024))
Relationship with Tests	TLD	TDD	Partial TDD
Scope	Function	Module	Application
Context Length	Short	Medium	Long
Running Overhead	Low (programming language dependencies)	Medium (programming language and framework dependencies)	High (containerized dependencies)
Primary Applications	Coding interview and brainstorming	Pre-launch feature development	Post-launch patch and bugfix

2. Benchmark

2.1. Rationales on Technology Stack

Our benchmark is based on JavaScript React(Meta, 2013) framework following the rationales below.

We believe an application-layer benchmark has the largest and most untapped semantic space to evaluate TDD capabilities of LLMs. Among different application pillars, e.g. web, mobile, enterprise, desktop, we choose web apps for its broadness and ubiquity. On broadness, practically any application scenario can be implemented in a web app. On ubiquity, the web elements are already rooted in other pillars, such as the PWA (progressive web app) approach in mobile app development.

Next on code compactness, web apps run on verbose HTML code embedded with style files and Javascript functions, which easily saturate an LLM's output context window. On the other hand, modern web app frameworks abstract away boiler plates and low level constructs, and allow LLMs to build a lot more functionalities with the same number of tokens. We choose web app frameworks over raw HTML code.

Finally, we want LLMs to solve new problems using a familiar tool. This means the chosen framework must be well represented in pretraining corpora. However, there are many popular open source frameworks backed by major languages (JavaScript, Python, Java, PHP, etc.). Also each of them has rich ecosystem and testing support to help the benchmark build solid and reproducible evaluation.

The tie-breaking choice here hinges on SPA (single page application), a design pattern well aligned with the present LLM APIs. SPA allows a developer (human or LLM) to implement multiple features in a single code file, allowing the benchmark to easily and reliablely hook LLM output to evaluation. As such, our final choice lands on React, the top SPA framework.

Table 3: Template of React-based solution

```
// Import Statements
...
import React from 'react';

// Main component of the application
function App() {
...
// Business logics to handle user actions
const functionA = (...) -> {
...
};
const functionB = (...) -> {
...
};

// JSX-based UI layout
return (
<div>
// UI events are wired to the calling of
// functionA and functionB
</div>
);
};

// Export Statement
export default App;
```

2.2. Task Prompt

Since the prompt of a TDD task primarily consists of verbatim test code, we use a sample web app scenario to explain.

Consider a blogging website, in which a user adds comment to an existing blog post. This user journey is simulated by the unit test in Table 4. Here, `fetchMock.post` is a lightweight setup to mock a successful API response without running any additional software components. The following `await` lines simulate user actions (text input, mouse click etc.). Finally, `expect` lines examine the expected outcome, i.e. the mocked API should be invoked exactly once and the

system response of success should appear on the updated webpage. Similarly, the pairing failure case is shown in Table 5, where a mocked API failure is expected to lead to error message on the updated webpage.

Table 4: Success case for adding a comment to a blog post

```
test("successfully add comment to a post", async () => {
fetchMock.post("/api/comments", 200);

await act(async () => {
render(<MemoryRouter><App /></MemoryRouter>);
});
await act(async () => {
fireEvent.change(screen.getByPlaceholderText(
/Add a comment/i),
{ target: { value: "Great post!" } });
});
await act(async () => {
fireEvent.click(screen.getByText(/Submit/i));
});

expect(fetchMock.calls("/api/comments").length).toBe(1);
expect(screen.getByText(
/Comment added successfully/i))
.toBeInTheDocument();
}, 10000);
```

Table 5: Failure case for adding a comment to a blog post

```
test("fails to add comment to a post", async () => {
fetchMock.post("/api/comments", 500);

// Lines identical to the success case are ignored.

expect(screen.getByText(
/Failed to add comment/i))
.toBeInTheDocument();
}, 10000);
```

The prompt is straightforward: we feed test files to the LLM, expecting it to generate code passing these tests. The token length of the prompt is around 0.5K.

$$\text{Generate App.js to pass the tests below:} \quad (1)$$
$$\{Tab.\ 4\}\{Tab.\ 5\}.\ \text{RETURN CODE ONLY.}$$

The benchmark consists of 1000 such tasks. Each task uses a success case and failure case to describe the scenario. These 1000 tasks are aggregated under 20 application domains, e.g. blogging, e-commerce, traveling. More details can be found in Appendix A.

2.3. Task Verification

To succeed at the task defined in Tab. 4 and 5, an LLM is expected to output code following the template in Tab. 3. The code generates a single webpage decorated with a form-like UI element allowing the test-simulated user to add comment. If all expectations in Tab. 4 and 5 are met, the tests pass, and the task succeeds.

We use $pass@k$, a metric defined in (Chen et al., 2021) and commonly accepted by subsequent works. Due to budget and rate limit constraints, each task is evaluated at most 10 times, i.e. $n = 10$. Since k must be no larger than n, we measure $pass@1$, $pass@5$, and $pass@10$. More details on the experiment setup can be found in Appendix B.

3. Evaluation Results

3.1. LLM Performances

Tab. 6 summarizes the $pass@k$ results of 19 frontier LLMs. We only measure $pass@1$ for top reasoning models primarily due to their inference cost. But since the value of $pass@k$ asymptotically increases with k, there is no doubt that the top reasoning models lead other LLMs by an obvious gap.

Table 6: pass@k results for frontier LLMs

Model	pass@1	pass@5	pass@10
o1-preview	0.952	N/A	N/A
o1-mini	0.939	N/A	N/A
deepseek-r1	0.927	N/A	N/A
gpt-4o-2024-08-06	0.885	0.9047	0.909
claude-3.5-sonnet	0.8808	0.8845	0.886
deepseek-v3	0.8723	0.8968	0.902
gemini-2.0-thinking	0.859	0.879	0.884
deepseek-v2.5	0.834	0.8595	0.869
gpt-4o-mini	0.8271	0.8534	0.858
gemini-2.0-flash	0.822	0.848	0.852
mistral-large-2	0.7804	0.8191	0.831
qwen2.5-coder-32b	0.7002	0.8009	0.827
mixtral-8x22b	0.3074	0.4821	0.533
llama-v3-70b	0.3323	0.4462	0.489
llama-v3p1-405b	0.302	0.4053	0.437
llama-v3p1-8b	0.2512	0.3941	0.432
llama-v3p1-70b	0.1027	0.1848	0.246
mixtral-8x7b	0.1269	0.196	0.218
llama-v3-8b	0.0679	0.1183	0.139

3.2. Benchmark Difficulty

Since each LLM solves each task for at most 10 times, this gives us 160 solutions per task[1]. Fig. 3 shows number of failures per task. The more failures a task collects, the more difficult it is.

As indicated by the figure, the majority of the tasks have low failure rates, i.e. they are relatively easy for LLMs to solve. Conversely, a small cluster of problems on the far right exhibit extremely high failure rates, some remain unsolved by any LLM. Appendix D will reveal more insights on why

[1]We exclude reasoning models because they are only evaluated once per task. Also given their high success rates, they leave very small impact to the distribution.

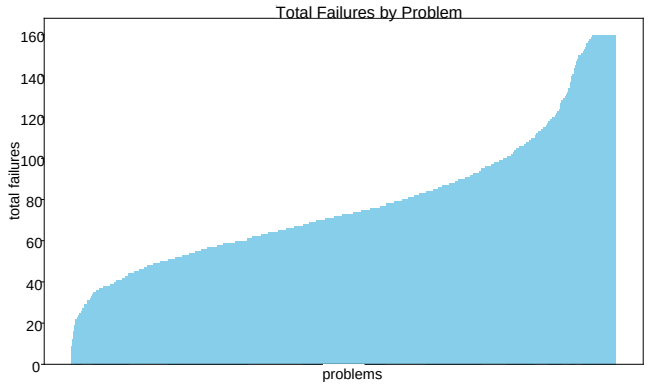

Figure 3: Failures per problem

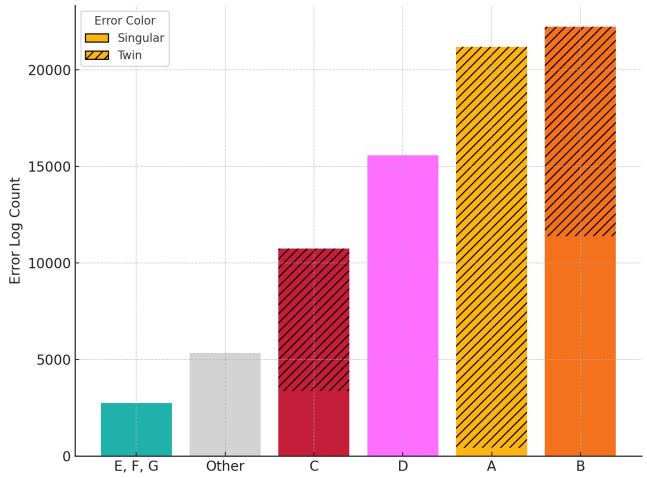

Figure 4: Distribution of singular and twin errors

they are difficult.

3.3. Error Types

We study error logs and find LLMs make seven types of errors, coded to A through G. They are summarized in Tab. 7.

The verbatim errors are the original error messages or codes captured by the log. Each of them is broadly scoped to contain a wide array of behaviors. However, in the context of our benchmark, we find all verbatim errors are projected to a narrowband of behaviors attributed to the same root causes.

Based on the root causes, we further conjecture their connections to model capabilities.

- **Preference Alignment**: violating unspecified user preference, i.e. the latest stable version
- **In-context Learning**: mismatching string or integer values specified in the model input
- **Instruction Following**: misunderstanding or missing the feature requested in test cases
- **Pretraining Knowledge**: violating scoping rule of the programming language

3.4. Singular and Twin Errors

An error log can contain a combination of many error types, indicating the code is poorly implemented. But this is not the dominant pattern. 93% of error logs contain either a singular error or twin errors. Fig. 4 shows the distribution of singular and twin errors.

Singular error means the log contains only one error pointing to a single line. Twin errors are two errors of the same type, preeminently pointing to the same error line. Since the code needs to pass two unit tests, often times the same bug offends both tests. This means that even upon failures, all LLMs produce quality code, but with only one error.

3.5. Error Distribution by Models

In Fig. 5, we show the error distribution separately for each LLM[2]. The most important finding here is that no model is immune to any of the seven error types, even when the raw error counts differ by one order of magnitude bewteen LLMs with the highest and lowest success rates.

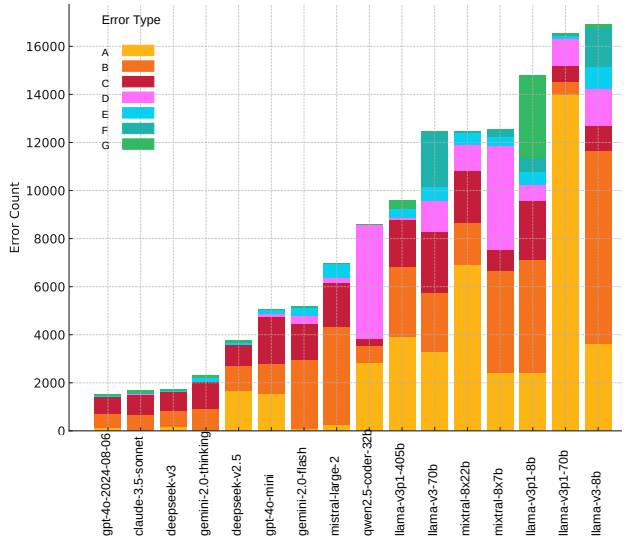

Figure 5: Error distribution by models

[2]Reasoning models are excluded because their sample sizes are too small (1 run per task instead of 10). They still make the same types of errors as other LLMs.

Table 7: Error table

Error Code	Name	Verbatim Error	Root Cause	Model Capability
A	Version Mismatch	TypeError	Deprecated framework functions are used	Preference Alignment
B	Text Mismatch	TestingLibrary ElementError	Attributes or texts of HTML tags do not match test expectations	In-context Learning
C	API Call Mismatch	expect(received)	Mock APIs are called less or more than expected	In-context Learning
D	Uninstalled Module	Cannot find module	Imported module is not installed	Instruction Following
E	Invalid API Call	fetch-mock	The call signature does not match the test expectation	In-context Learning
F	Scope Violation	ReferenceError	An out-of-scope call is made to a locally-defined function	Pretraining knowledge
G	Missing UI Element	Element type is invalid	No UI element is defined in the code	Instruction Following

This means that all LLMs possess the same knowledge and capabilities to write high-quality code delivering features desired by the task, and same inherent vulnerabilities resulting in the same types of errors. The key differentiator here is that top LLMs meet test instructions, where others fail instructions.

3.6. TLD Experiment

Of the total 160,000 solutions included in Fig. 3, only 172 have syntax errors, i.e. the build failure rate is 0.1%. In particular, the solutions by reasoning models, Claude 3.5, and Mistral Large 2 have no syntax errors. Of all error types in Tab. 7, type A, B, and D account for overwhelming share among LLMs with weaker performances (Fig. 5). On the other hand, these errors do not indicate the code is dysfunctional, only violating the tests. In light of this counter argument, we conducte a TLD (test-last development) experiment (Fig. 6), where we modify the violated tests to accommodate the verbtaim code output.

- **Type A Error:** Rollback to an older version of React if the code uses functions therein
- **Type B Error:** Retrofit attribute or text property expectations to match the code
- **Type D Error:** Refactor mock statements to accommodate the module referenced in the code

To prevent test semantic drifts, we ensure that the test code structure is unmodified, and restrict each of the above actions to the scope of single statement. As shown in Tab. 8, all LLMs demonstrate significant $pass@1$ lift after test modification.

Note that TLD is a popular approach for experimental and prototyping projects, but is widely considered unfit for tablestake projects. Also TLD bears an implicit cost, since test modification itself is time-consuming and hard to automate.

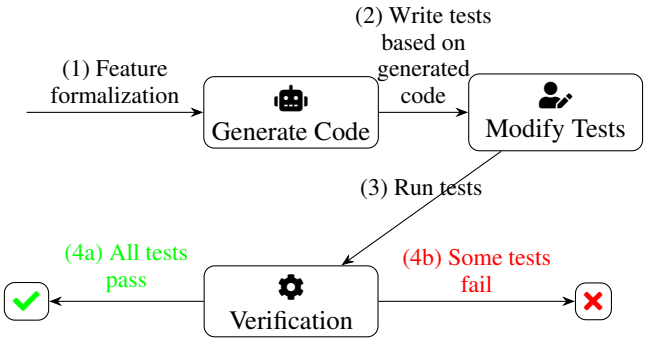

Figure 6: TLD by LLM

Table 8: TLD experiment: pass@1 results

Model	TDD pass@1	TLD pass@1
llama-v3-70b	0.3323	0.6400
mixtral-8x22b	0.3074	0.8000
llama-v3p1-405b	0.3020	0.8850
llama-v3p1-8b	0.2512	0.7550
mixtral-8x7b	0.1269	0.7300
llama-v3p1-70b	0.1027	0.7900
llama-v3-8b	0.0679	0.6500

4. Duo-Feature Upgrade

To make the benchmark more challenging, we merge two singular tasks into a duo-feature task. Under this upgradedd benchmark, each task consists of four test cases: two successes and two failures. Accordingly, the prompt length is

doubled to around 1K tokens.

Given the SPA flexibility of React, the output template (Tab. 3) remains a single webpage decorated with multiple UI elements to support two features.

4.1. LLM Performnaces

As shown in Tab. 9, longer input context with more test cases cause $pass@1$ of all LLMs to decrease significantly. Also the SOTA is owned by Claude 3.5.

Table 9: Duo-feature pass@1 for selected LLMs

Model	pass@1
claude-3.5-sonnet	0.75
deepseek-r1	0.687
o1-mini	0.667
o1-preview	0.652
deepseek-v3	0.585
gemini-2.0-thinking	0.58
gemini-2.0-flash	0.578
gpt-4o-2024-08-06	0.531
deepseek-v2.5	0.49
mistral-large-2	0.449

Meanwhile, the LLM behaviors remain largely the same on other aspects described in Sec. 3. The output code is functional with occasional build failures, and make the same errors more frequently.

4.2. Instruction Loss

To illustrate the essentiality of instruction following, we demonstrate a task solved by Claude 3.5, but failed by o1-preview despite its advanced reasoning capabilities. As shown in Tab. 10, this task requires the duo feature of adding comment and retrieving blog posts in a single webpage.

Here, o1-preview passes all tests but the last one. The output code neither attempts to catch the 500 error nor prints out the **Internal Server Error** string. The reasoning chain is normal, and no step specifically mentions the need to catch internal server errors.

Crafting the component ⟶
Laying out the requirements ⟶
Importing dependencies ⟶
Breaking down the code ⟶
Setting up the app ⟶
Testing a post functionality ⟶
Testing API integration

The o1-preview's inherent coding ability is solid, because it solves both tasks separately under the single-feature benchmark. To this end, we argue the root cause to be instruction loss. It remains unknown whether the instruction is never picked up from the model input, or lost during an early reasoning stage. What we are sure of is the necessity of full instruction set as the foundation for reasoning, without which any LLM will fail the task.

Table 10: A duo-feature TDD task: add comment and retrieve all blog posts

```
import App from './addComment_retrieveAllBlogPosts';
...
test("successfully add comment to a post",
async () => { ...
}

test("fails to add comment to a post",
async () => { ...
}

test("successfully get all blog posts",
async () => { ...
}

test("fails to get all blog posts with server error",
async () => {
fetchMock.get(
'/api/posts',
{status:500, body:{error: 'Internal Server Error'}});
...
expect(fetchMock.calls()).toHaveLength(1);
expect(screen.getByText('Internal Server Error'))
.toBeInTheDocument();
}, 10000);
```

5. Related Works

5.1. Coding-Related Tasks and Benchmarks

Prompt-driven coding has become mainstream since the introduction of Codex(Chen et al., 2021). The evolution of benchmarks reflect the scaled-up challenges posed to LLMs, from algorithms(Austin et al., 2021), to data science problems(Lai et al., 2022), object-oriented coding(Du et al., 2023), code execution(Yu et al., 2023), function calling(Yan et al., 2024), SQL queries(Gao et al., 2023), project-level resolution(Jimenez et al., 2024), etc. These benchmarks all rely on test suite of different sizes to verify task success. On the other hand, the prompt is becoming longer and harder to specify, resulting in misalignment with its verification counterpart, which can be only addressed by human calibration(OpenAI, 2024).

TDD benchmarks avoid such misalignment by unifying task prompt and verification, meanwhile introducing other challenges to LLMs.

5.2. Instruction Following and In-Context Learning

Instruction following and in-context learning are two of the most desired LLM abilities to ace TDD tasks. Both topics have been extensively researched(Dong et al., 2024; Lou et al., 2024), and their close relations revealed by several

empirical or mechanistic studies(Wei et al., 2022; Li et al., 2024; Xie et al., 2022; Hewitt et al., 2024; Singh et al., 2024). Several well-known benchmarks(Chia et al., 2023; Jiang et al., 2024; Qin et al., 2024) were also introduced to measure LLM progress on these abilities.

However, majority of the existing works focus on natural language instructions. Given the practical values of TDD tasks, we would like to see more interests developed over code-based instructions. Our evaluation demonstrates LLMs' remarkable ability to follow coded instructions. But it also revealed their vulnerabilities when coded instructions grow longer. This is related to another stream of works which try to scale natural language instructions(Son et al., 2024; Cheng et al., 2023). We will track closely the development of these two work streams.

5.3. Reinforcement Learning and Reasoning

The recent advancement of reasoning models leverage many seminal works on reinforcement learning. Works on the learning side include self-play(Zhang et al., 2024), self-taught(Zelikman et al., 2022; 2024), learning from running environment(Silver et al., 2017), etc. Works on the inference side include process modeling(Lightman et al., 2023), inductive reasoning(Wang et al., 2024), tree search(Anthony et al., 2017), etc.

Aside from general reasoning models, many works have applied reinforcement learning to coding-specific problems, including code generation(Jain et al., 2023), test generation(Steenhoek et al., 2023), error repair(Islam et al., 2024b;a), etc.

The values of reasoning and self-improvement techniques to TDD tasks are best showcased by the exciting SOTA lift to our benchmark. Unfortunately, we also observe the negative impact of instruction loss to reasoning model performances. We think it is worthwhile to incorporate nuanced and complex model input into future reasoning model development.

5.4. Coding LLMs

Recently, we have witnesssed the flourishing of many affordably-trained coding LLMs or SLMs (small language models)(Li et al., 2023; Lozhkov et al., 2024; Hui et al., 2024; Huang et al., 2024). Unlike frontier LLMs, these coding models should be specialized. As such, their base models can be more specially fine-tuned to instructoin sets aligned with TDD tasks, e.g. long context with multiple expectations, dominated by code. We look forward to impressive performance by these specialized LLMs on our benchmark.

5.5. TDD in LLM Coding

Much similar to this paper, some recent works introduced TDD to coding task prompt, and studied best practice and performance impact(Mathews & Nagappan, 2024; Murr et al., 2023; Piya & Sullivan, 2023). But to our knowledge, this is the first paper focusing on TDD benchmarking.

Finally, one may argue that it is easy to repurpose classical coding benchmarks to evaluate TDD tasks by simply appending their test cases to the prompt. But we argue the benefits and necessity to have dedicated benchmarks to this cause. Just as TDD is the norm in application development emphasizing on business logic, knowledge on input instructions is the most critical factor to task success, overshadowing pretraining knowledge[3]. We think benchmarks crafted along this line of thinking can appropriately evaluate and challenge LLMs to keep improving on TDD tasks.

6. Conclusions

This paper focuses on the TDD aspect of LLM code generation, and claims two contributions. The first is a dedicated TDD benchmark which we use to evaluate 18 frontier LLMs. The second is the insights obtained via the evaluation. Specifically, instruction following and in-context learning are the key areas of improvement for LLMs and reasoning models to excel on more challenging TDD tasks.

There are two future directions. The first is to grow our benchmark to cover more application scenarios, meanwhile cross-examining learnings from this paper. The second is to explore practical hill-climbing ideas to address the vulnerability to long coded instructions.

References

Fireship. https://fireship.io/, 2017.

Webapp1k. https://huggingface.co/spaces/onekq-ai/WebApp1K-models-leaderboard, 2024.

Accomazzo, A., Murray, N., and Lerner, A. *Fullstack React: The Complete Guide to ReactJS and Friends*. Fullstack.io, 2017. ISBN 9780991344628. URL https://books.google.com/books?id=ppjUtAEACAAJ.

Anthony, T. W., Tian, Z., and Barber, D. Thinking fast and slow with deep learning and tree search. In *Neural Information Processing Systems*, 2017.

Austin, J., Odena, A., Nye, M., Bosma, M., Michalewski, H., Dohan, D., Jiang, E., Cai, C., Terry, M., Le, Q., and

[3]This is a comparative argument relevant to other tasks akin to algorithms and data structures. A TDD task cannot succeed without a strong coding LLM.

Sutton, C. Program synthesis with large language models. https://arxiv.org/abs/2108.07732, 2021.

Beck, K. *Test Driven Development: By Example*. Addison-Wesley Signature Series (Beck). Pearson Education, 2022. ISBN 9780137585236. URL https://books.google.com/books?id=zNnPEAAAQBAJ.

Chen, M., Tworek, J., Jun, H., Yuan, Q., de Oliveira Pinto, H. P., Kaplan, J., Edwards, H., Burda, Y., Joseph, N., Brockman, G., Ray, A., Puri, R., Krueger, G., Petrov, M., Khlaaf, H., Sastry, G., Mishkin, P., Chan, B., Gray, S., Ryder, N., Pavlov, M., Power, A., Kaiser, L., Bavarian, M., Winter, C., Tillet, P., Such, F. P., Cummings, D., Plappert, M., Chantzis, F., Barnes, E., Herbert-Voss, A., Guss, W. H., Nichol, A., Paino, A., Tezak, N., Tang, J., Babuschkin, I., Balaji, S., Jain, S., Saunders, W., Hesse, C., Carr, A. N., Leike, J., Achiam, J., Misra, V., Morikawa, E., Radford, A., Knight, M., Brundage, M., Murati, M., Mayer, K., Welinder, P., McGrew, B., Amodei, D., McCandlish, S., Sutskever, I., and Zaremba, W. Evaluating large language models trained on code. https://arxiv.org/abs/2107.03374, 2021.

Cheng, Z., Kasai, J., and Yu, T. Batch prompting: Efficient inference with large language model apis, 2023. URL https://arxiv.org/abs/2301.08721.

Chia, Y. K., Hong, P., Bing, L., and Poria, S. Instructeval: Towards holistic evaluation of instruction-tuned large language models, 2023. URL https://arxiv.org/abs/2306.04757.

DeepSeek-AI, Guo, D., Yang, D., Zhang, H., Song, J., Zhang, R., Xu, R., Zhu, Q., Ma, S., Wang, P., Bi, X., Zhang, X., Yu, X., Wu, Y., Wu, Z. F., Gou, Z., Shao, Z., Li, Z., Gao, Z., Liu, A., Xue, B., Wang, B., Wu, B., Feng, B., Lu, C., Zhao, C., Deng, C., Zhang, C., Ruan, C., Dai, D., Chen, D., Ji, D., Li, E., Lin, F., Dai, F., Luo, F., Hao, G., Chen, G., Li, G., Zhang, H., Bao, H., Xu, H., Wang, H., Ding, H., Xin, H., Gao, H., Qu, H., Li, H., Guo, J., Li, J., Wang, J., Chen, J., Yuan, J., Qiu, J., Li, J., Cai, J. L., Ni, J., Liang, J., Chen, J., Dong, K., Hu, K., Gao, K., Guan, K., Huang, K., Yu, K., Wang, L., Zhang, L., Zhao, L., Wang, L., Zhang, L., Xu, L., Xia, L., Zhang, M., Zhang, M., Tang, M., Li, M., Wang, M., Li, M., Tian, N., Huang, P., Zhang, P., Wang, Q., Chen, Q., Du, Q., Ge, R., Zhang, R., Pan, R., Wang, R., Chen, R. J., Jin, R. L., Chen, R., Lu, S., Zhou, S., Chen, S., Ye, S., Wang, S., Yu, S., Zhou, S., Pan, S., Li, S. S., Zhou, S., Wu, S., Ye, S., Yun, T., Pei, T., Sun, T., Wang, T., Zeng, W., Zhao, W., Liu, W., Liang, W., Gao, W., Yu, W., Zhang, W., Xiao, W. L., An, W., Liu, X., Wang, X., Chen, X., Nie, X., Cheng, X., Liu, X., Xie, X., Liu, X., Yang, X., Li, X., Su, X., Lin, X., Li, X. Q., Jin, X., Shen, X., Chen, X., Sun, X., Wang, X., Song, X., Zhou, X., Wang, X., Shan, X., Li, Y. K., Wang, Y. Q., Wei, Y. X., Zhang, Y., Xu, Y., Li, Y., Zhao, Y., Sun, Y., Wang, Y., Yu, Y., Zhang, Y., Shi, Y., Xiong, Y., He, Y., Piao, Y., Wang, Y., Tan, Y., Ma, Y., Liu, Y., Guo, Y., Ou, Y., Wang, Y., Gong, Y., Zou, Y., He, Y., Xiong, Y., Luo, Y., You, Y., Liu, Y., Zhou, Y., Zhu, Y. X., Xu, Y., Huang, Y., Li, Y., Zheng, Y., Zhu, Y., Ma, Y., Tang, Y., Zha, Y., Yan, Y., Ren, Z. Z., Ren, Z., Sha, Z., Fu, Z., Xu, Z., Xie, Z., Zhang, Z., Hao, Z., Ma, Z., Yan, Z., Wu, Z., Gu, Z., Zhu, Z., Liu, Z., Li, Z., Xie, Z., Song, Z., Pan, Z., Huang, Z., Xu, Z., Zhang, Z., and Zhang, Z. Deepseek-r1: Incentivizing reasoning capability in llms via reinforcement learning, 2025. URL https://arxiv.org/abs/2501.12948.

Dong, Q., Li, L., Dai, D., Zheng, C., Ma, J., Li, R., Xia, H., Xu, J., Wu, Z., Liu, T., Chang, B., Sun, X., Li, L., and Sui, Z. A survey on in-context learning, 2024. URL https://arxiv.org/abs/2301.00234.

Du, X., Liu, M., Wang, K., Wang, H., Liu, J., Chen, Y., Feng, J., Sha, C., Peng, X., and Lou, Y. Classeval: A manually-crafted benchmark for evaluating llms on class-level code generation. https://arxiv.org/abs/2308.01861, 2023.

Gao, D., Wang, H., Li, Y., Sun, X., Qian, Y., Ding, B., and Zhou, J. Text-to-sql empowered by large language models: A benchmark evaluation, 2023. URL https://arxiv.org/abs/2308.15363.

Hewitt, J., Liu, N. F., Liang, P., and Manning, C. D. Instruction following without instruction tuning, 2024. URL https://arxiv.org/abs/2409.14254.

Huang, S., Cheng, T., Liu, J. K., Hao, J., Song, L., Xu, Y., Yang, J., Liu, J. H., Zhang, C., Chai, L., Yuan, R., Zhang, Z., Fu, J., Liu, Q., Zhang, G., Wang, Z., Qi, Y., Xu, Y., and Chu, W. Opencoder: The open cookbook for top-tier code large language models, 2024. URL https://arxiv.org/abs/2411.04905.

Hui, B., Yang, J., Cui, Z., Yang, J., Liu, D., Zhang, L., Liu, T., Zhang, J., Yu, B., Lu, K., Dang, K., Fan, Y., Zhang, Y., Yang, A., Men, R., Huang, F., Zheng, B., Miao, Y., Quan, S., Feng, Y., Ren, X., Ren, X., Zhou, J., and Lin, J. Qwen2.5-coder technical report, 2024. URL https://arxiv.org/abs/2409.12186.

Islam, N. T., Karkevandi, M. B., and Najafirad, P. Code security vulnerability repair using reinforcement learning with large language models, 2024a. URL https://arxiv.org/abs/2401.07031.

Islam, N. T., Khoury, J., Seong, A., Karkevandi, M. B., Parra, G. D. L. T., Bou-Harb, E., and Najafirad, P. Llm-powered code vulnerability repair with reinforcement learning and semantic reward, 2024b. URL https://arxiv.org/abs/2401.03374.

Jain, A., Adiole, C., Chaudhuri, S., Reps, T., and Jermaine, C. Coarse-tuning models of code with reinforcement learning feedback, 2023. URL https://arxiv.org/abs/2305.18341.

Jiang, Y., Wang, Y., Zeng, X., Zhong, W., Li, L., Mi, F., Shang, L., Jiang, X., Liu, Q., and Wang, W. Followbench: A multi-level fine-grained constraints following benchmark for large language models, 2024. URL https://arxiv.org/abs/2310.20410.

Jimenez, C. E., Yang, J., Wettig, A., Yao, S., Pei, K., Press, O., and Narasimhan, K. R. SWE-bench: Can language models resolve real-world github issues? In *The Twelfth International Conference on Learning Representations*, 2024.

Lai, Y., Li, C., Wang, Y., Zhang, T., Zhong, R., Zettlemoyer, L., tau Yih, S. W., Fried, D., Wang, S., and Yu, T. Ds-1000: A natural and reliable benchmark for data science code generation. https://arxiv.org/abs/2211.11501, 2022.

Li, R., Allal, L. B., Zi, Y., Muennighoff, N., Kocetkov, D., Mou, C., Marone, M., Akiki, C., Li, J., Chim, J., Liu, Q., Zheltonozhskii, E., Zhuo, T. Y., Wang, T., Dehaene, O., Davaadorj, M., Lamy-Poirier, J., Monteiro, J., Shliazhko, O., Gontier, N., Meade, N., Zebaze, A., Yee, M.-H., Umapathi, L. K., Zhu, J., Lipkin, B., Oblokulov, M., Wang, Z., Murthy, R., Stillerman, J., Patel, S. S., Abulkhanov, D., Zocca, M., Dey, M., Zhang, Z., Fahmy, N., Bhattacharyya, U., Yu, W., Singh, S., Luccioni, S., Villegas, P., Kunakov, M., Zhdanov, F., Romero, M., Lee, T., Timor, N., Ding, J., Schlesinger, C., Schoelkopf, H., Ebert, J., Dao, T., Mishra, M., Gu, A., Robinson, J., Anderson, C. J., Dolan-Gavitt, B., Contractor, D., Reddy, S., Fried, D., Bahdanau, D., Jernite, Y., Ferrandis, C. M., Hughes, S., Wolf, T., Guha, A., von Werra, L., and de Vries, H. Starcoder: may the source be with you!, 2023. URL https://arxiv.org/abs/2305.06161.

Li, Z., Xu, Z., Han, L., Gao, Y., Wen, S., Liu, D., Wang, H., and Metaxas, D. N. Implicit in-context learning, 2024. URL https://arxiv.org/abs/2405.14660.

Lightman, H., Kosaraju, V., Burda, Y., Edwards, H., Baker, B., Lee, T., Leike, J., Schulman, J., Sutskever, I., and Cobbe, K. Let's verify step by step, 2023. URL https://arxiv.org/abs/2305.20050.

Liu, N. F., Lin, K., Hewitt, J., Paranjape, A., Bevilacqua, M., Petroni, F., and Liang, P. Lost in the middle: How language models use long contexts. *Transactions of the Association for Computational Linguistics*, 12, 2024.

Lou, R., Zhang, K., and Yin, W. Large language model instruction following: A survey of progresses and challenges, 2024. URL https://arxiv.org/abs/2303.10475.

Lozhkov, A., Li, R., Allal, L. B., Cassano, F., Lamy-Poirier, J., Tazi, N., Tang, A., Pykhtar, D., Liu, J., Wei, Y., Liu, T., Tian, M., Kocetkov, D., Zucker, A., Belkada, Y., Wang, Z., Liu, Q., Abulkhanov, D., Paul, I., Li, Z., Li, W.-D., Risdal, M., Li, J., Zhu, J., Zhuo, T. Y., Zheltonozhskii, E., Dade, N. O. O., Yu, W., Krauß, L., Jain, N., Su, Y., He, X., Dey, M., Abati, E., Chai, Y., Muennighoff, N., Tang, X., Oblokulov, M., Akiki, C., Marone, M., Mou, C., Mishra, M., Gu, A., Hui, B., Dao, T., Zebaze, A., Dehaene, O., Patry, N., Xu, C., McAuley, J., Hu, H., Scholak, T., Paquet, S., Robinson, J., Anderson, C. J., Chapados, N., Patwary, M., Tajbakhsh, N., Jernite, Y., Ferrandis, C. M., Zhang, L., Hughes, S., Wolf, T., Guha, A., von Werra, L., and de Vries, H. Starcoder 2 and the stack v2: The next generation, 2024. URL https://arxiv.org/abs/2402.19173.

Mathews, N. S. and Nagappan, M. Test-driven development for code generation, 2024. URL https://arxiv.org/abs/2402.13521.

Meta. React framework. https://reactjs.org/, 2013.

Mozilla. Mdn web docs. https://https://developer.mozilla.org/, 2005.

Murr, L., Grainger, M., and Gao, D. Testing llms on code generation with varying levels of prompt specificity, 2023. URL https://arxiv.org/abs/2311.07599.

OpenAI. Introducing swe-bench verified. https://openai.com/index/introducing-swe-bench-verified/, 2024.

Piya, S. and Sullivan, A. Llm4tdd: Best practices for test driven development using large language models, 2023. URL https://arxiv.org/abs/2312.04687.

Qin, Y., Song, K., Hu, Y., Yao, W., Cho, S., Wang, X., Wu, X., Liu, F., Liu, P., and Yu, D. Infobench: Evaluating instruction following ability in large language models, 2024. URL https://arxiv.org/abs/2401.03601.

Silver, D., Hubert, T., Schrittwieser, J., Antonoglou, I., Lai, M., Guez, A., Lanctot, M., Sifre, L., Kumaran, D., Graepel, T., Lillicrap, T., Simonyan, K., and Hassabis, D. Mastering chess and shogi by self-play with a general reinforcement learning algorithm, 2017. URL https://arxiv.org/abs/1712.01815.

Singh, A. K., Moskovitz, T., Hill, F., Chan, S. C. Y., and Saxe, A. M. What needs to go right for an induction head? a mechanistic study of in-context learning circuits and their formation, 2024. URL https://arxiv.org/abs/2404.07129.

Son, G., Baek, S., Nam, S., Jeong, I., and Kim, S. Multi-task inference: Can large language models follow multiple instructions at once?, 2024. URL https://arxiv.org/abs/2402.11597.

Steenhoek, B., Tufano, M., Sundaresan, N., and Svyatkovskiy, A. Reinforcement learning from automatic feedback for high-quality unit test generation, 2023. URL https://arxiv.org/abs/2310.02368.

Wang, R., Zelikman, E., Poesia, G., Pu, Y., Haber, N., and Goodman, N. Hypothesis search: Inductive reasoning with language models. In *The Twelfth International Conference on Learning Representations*, 2024.

Wang, Y., Kordi, Y., Mishra, S., Liu, A., Smith, N. A., Khashabi, D., and Hajishirzi, H. Self-instruct: Aligning language models with self-generated instructions, 2023. URL https://arxiv.org/abs/2212.10560.

Wei, J., Bosma, M., Zhao, V. Y., Guu, K., Yu, A. W., Lester, B., Du, N., Dai, A. M., and Le, Q. V. Finetuned language models are zero-shot learners, 2022. URL https://arxiv.org/abs/2109.01652.

Xie, S. M., Raghunathan, A., Liang, P., and Ma, T. An explanation of in-context learning as implicit bayesian inference, 2022. URL https://arxiv.org/abs/2111.02080.

Yan, F., Mao, H., Ji, C. C.-J., Zhang, T., Patil, S. G., Stoica, I., and Gonzalez, J. E. Berkeley function calling leaderboard. https://gorilla.cs.berkeley.edu/blogs/8_berkeley_function_calling_leaderboard.html, 2024.

Yu, H., Shen, B., Ran, D., Zhang, J., Zhang, Q., Ma, Y., Liang, G., Li, Y., Xie, T., and Wang, Q. Codereval: A benchmark of pragmatic code generation with generative pre-trained models, 2023.

Zelikman, E., Wu, Y., Mu, J., and Goodman, N. D. Star: self-taught reasoner bootstrapping reasoning with reasoning. In *Proceedings of the 36th International Conference on Neural Information Processing Systems*, 2022.

Zelikman, E., Harik, G., Shao, Y., Jayasiri, V., Haber, N., and Goodman, N. D. Quiet-star: Language models can teach themselves to think before speaking, 2024. URL https://arxiv.org/abs/2403.09629.

Zhang, R., Xu, Z., Ma, C., Yu, C., Tu, W.-W., Huang, S., Ye, D., Ding, W., Yang, Y., and Wang, Y. A survey on self-play methods in reinforcement learning, 2024. URL https://arxiv.org/abs/2408.01072.

A. Benchmark Construction

The construction of WebApp1K follows the methodology of Self-Instruct(Wang et al., 2023). As the initial step, humans proposed 20 web application domains listed in Tab. 11, referencing main applications of JavaScript and React(Accomazzo et al., 2017; Mozilla, 2005; fir, 2017).

Table 11: Applications of WebApp1K

Name	Overview
blogging	A content management system for creating and managing blogs, with features like user registration, post creation, categorization, commenting, and SEO optimization.
customer support	A help desk application where users can submit support tickets, track their status, access a knowledge base, and chat with support agents.
e-commerce	A fully functional e-commerce site with features like product listings, shopping cart, user authentication, order processing, and payment integration.
event management	An app for organizing events, including event creation, ticket sales, attendee registration, and scheduling
fitness tracking	An application for tracking fitness activities, setting goals, monitoring progress, and integrating with wearable devices.
inventory management	A web application designed to help businesses track and manage their inventory. Features include product cataloging, stock level monitoring, automated reorder alerts, supplier management, sales and purchase order processing, and detailed reporting on inventory performance.
job board	A job listing site where employers can post job openings and job seekers can search and apply for jobs.
music streaming	A platform for streaming music, creating playlists, and discovering new artists.
news aggregator	A news platform that aggregates articles from various sources, categorizes them, and allows users to customize their news feed.
online learning	An LMS where users can enroll in courses, watch videos, complete quizzes, track progress, and receive certificates.
online marketplace	A platform for buying and selling goods, similar to eBay, with features like user ratings, bidding, and secure transactions.
personal finance	A tool for managing personal finances, including expense tracking, budget planning, report generation, and financial goal setting.
pet care	a web application designed to help pet owners maintain a detailed record of their pet's health, activities, and milestones.
photo gallery	An application for uploading, organizing, and sharing photos, with features like tagging, album creation, and social sharing.
real estate	A platform for listing and searching real estate properties, with features like property details, image galleries, map integration, and contact forms.
recipe sharing	A platform where users can share, search, and save recipes, with features like ingredient lists, cooking instructions, and user ratings.
social media	A social media platform where users can create profiles, post updates, follow others, like and comment on posts, and manage a feed of updates.
task management	An application for managing tasks and projects, with features like task creation, assignment, progress tracking, and notifications.
travel planning	An app for planning and booking travel, including flight and hotel searches, itinerary creation, and travel recommendations
weather	An app that provides real-time weather updates, forecasts, and severe weather alerts.

Subsequently, five categories are proposed for each application domain, shown in Tab. 12. Using these human-generated seeds, we further craft 10 scenarios for each category. Each scenario is described by a sentence. This results in a total of 1000 scenarios for the benchmark. As the final step, we prompt GPT-4o to generate a success test and failure test for each scenario, exemplified in Sec. 2.2.

Table 12: Categories for each application of the benchmark

Name	Categories
blogging	Post Management, Categorization and Tag Management, Commenting System, SEO Optimization, Post Analytics
customersupport	Ticket Management, Agent and Collaboration, Knowledge Base, Notifications and Automation, Reporting and Analytics
ecommerce	Product Listings, Shopping Cart, Order Processing, Payment Integration, Product Reviews
eventmanagement	Event Creation, Ticket Sales, Attendee Registration, Scheduling, General Event Management
fitnesstracking	Activity Management, Goal Setting and Tracking, Progress Monitoring, Health and Nutrition, Device Integration and Data Management
inventorymanagement	Product Cataloging, Stock Level Monitoring, Supplier Management, Order Processing, Reporting
jobboard	Job Posting Management, Job Search and Viewing, Job Application Process, Employer Application Management, User and Profile Management
musicstreaming	Search and Discovery, Playback Control, Playlist Management, User Interaction, Advanced Features
newsaggregator	Article Management, User Preferences, Article Interactions, Content Customization, User Engagement
onlinelearning	Enrollment and Progress Tracking, Course Content and Interaction, Assessment and Certification, User Interaction and Communication, Course and Content Management
onlinemarketplace	Product Management, Checkout and Payment, Order Management, Search and Navigation, Bidding and Auctions
personalfinance	Expense Management, Income Management, Budget Planning, Report Generation, Financial Goal Setting
petcare	Pet Profiles, Daily Activities, Health Tracking, Reminders, Community
photogallery	Photo Upload and Management, Photo Tagging and Organization, Photo and Album Sharing, Photo Interaction and Social Features, Advanced Photo Features
realestate	Search and Filters, Sorting and Viewing, User Interaction, Property Management, Additional Features
recipesharing	Recipe Management, Search and Filtering, User Interactions, Recipe Viewing, User Profiles and Preferences
socialmedia	Profile Management, Post Management, User Interactions, Notifications, Feed Management
taskmanagement	Task Management, Project Management, User Management, Task Tracking, Advanced Features
travelplanning	Flight Search and Booking, Hotel Search and Booking, Itinerary Creation, Travel Recommendations, General Booking Logic
weather	Current Weather Data Retrieval, Weather Forecast Retrieval, Severe Weather Alerts, Location-based Services, User Preferences and Settings

B. Experiment Setup

The most straightforward way for us to access LLMs are public token-based APIs. For top close-sourced models, our only option is via the owners' APIs. The top open-sourced models are hosted by a few platforms, among which we choose Fireworks.

Although each API bears its minor difference, all APIs are heavily influenced by the design of OpenAI API. Tab. 13 lists the tunable parameters exposed by each API. Since we do not know the default parameter value set by each API provider, we explicitly set the same parameter values to all LLMs under evaluation, whenever applicable. To limit the search space, we only tune $temperature$ and top_p, the two most popular parameters available on all platforms. For other parameters, we assign fixed value to them across all LLMs.

Table 13: Tunable parameters on different APIs

	temperature	top_p	top_k	presence_penalty	frequency_penalty
GPT4o	Y	Y	N	Y	Y
Claude	Y	Y	Y	N	N
Gemini	Y	Y	Y	N	N
Fireworks	Y	Y	Y	Y	Y

We conducted a grid search to locate a sweet spot at which all LLMs deliver near-best results. We chose 100 random tasks from the benchmark, 5 out of each application domain. We then choose the large model out of the five leading model families, and measure their $pass@1$ ($n = 1$) on the discrete 2D space of $temperature$ and top_n, where $temperature = 0, 0.1, 0.2, ..., 1$, and $top_p = 0, 0.1, 0.2, ..., 1$.

Table 14: Parameter tuning results on pass@1

Model	**Lowest**	**Chosen** (temperature $= 0.2$, top_p $= 0.8$)	**Highest**
gpt-4o	0.81	**0.88**	0.9
claude-3.5-sonnet	0.82	**0.85**	0.86
deepsseek-v2	0.42	**0.59**	0.59
llama-v3-70b	0.19	**0.31**	0.34

Tab. 14 presents the lowest and highest $pass@1$ value by each LLM in this grid search. Based on the results, we finalize our parameters as follows.

$$\begin{aligned} temperature &= 0.2 \\ top_p &= 0.8 \\ top_k &= 40 \\ presence_penalty &= 0 \\ frequency_penalty &= 0 \end{aligned}$$

Results of our full-scale evaluations also align with this small-scale experiment, except for the deepseek-v2 model whose performance exceeds expectation. Also worth noting is that open-source models exhibit larger performance variation than closed-source models.

C. Prompt Experiments

We also study whether more sophisticated prompts can lift the model performance.

The first experiment is **system prompt**, which assigns an explicit role to the LLM and raises its awareness. Available in all APIs we run, it complements the user prompt (Equation (1)) which gives detailed instructions to LLM. Equation (2) shows our system prompt.

$$\text{You are a code generator.} \tag{2}$$

The second experiment is **verbose comment**, which aims to help LLMs better understand the semantics of tests it tries to pass. For each of the 1000 tasks, we feed its test code to GPT-4o and ask for English summary of the expectation in multiple sentences. The summary is then inserted into the test code. Tab. 15 shows the verbose comment variant of the test code in Tab. 4.

The third experiment is **error debugging**, simulating human behaviors to learn from test failures (Fig. 1). If the generated code fails the test, we add the failed code and the error log to the prompt, hoping the LLM will generate the correct code by

Table 15: Verbose cmment variant of the test case in Tab. 4

```
test(
"This test case verifies that a comment can be successfully added to a post by simulating
a successful POST request to the '/api/comments' endpoint. The test ensures that the
API call occurs exactly once and that a success message ('Comment added successfully')
is displayed upon successful submission. This helps confirm the correct interaction
between the frontend and backend components when adding comments.",
async () => {

// Lines identical to the original test case are ignored.

}, 10000);
```

learning from its own mistakes. Below is the prompt.

$\{failed_implementation\}$
The above code is the implementation of $\{file_name\}$. It failed the tests below
$\{success_test_code\}\{failure_test_code\}$
Below is the test log
$\{error_log\}$
Try to generate $\{file_name\}$ again to pass the tests. RETURN CODE ONLY.

For all three prompt variants, we measure $pass@1$ ($n = 1$) against all 1000 tasks of WebApp1K. Also in each experiment, we apply one prompt variant only, and compare it against the control test using the original prompt (Equation (1)). Tab. 16 summarizes the relative performance gains/loss of each variant.

Table 16: Prompt experiments: pass@1 gain/loss

	System Prompt	Verbose Comment	Error Debugging
gpt-4o	-1.3%	-4%	-56%
claude-3.5-sonnet	6.3%	-1%	38%
deepsseek-v2	-18.2%	7.5%	-79%
llama-v3-70b	8.5%	-7.7%	111%

We are unable to find a prompt variant delivering universally positive (or negative) impacts to all LLMs. Also we observe the huge swing in the error debugging column. The situation is unique here because this technique is not needed if the LLM output is correct on the first try. Strong LLMs with high $pass@1$ significantly shrink the sample size.

As such, we do not recommend any advanced prompting techniques for TDD tasks.

D. Deep Dives to Reasoning Models

D.1. Single-Feature Task

We deep dive into **ticketSubmission** task under the **Customer Support** domain. o1 and DeepSeek R1(DeepSeek-AI et al., 2025) solved this challenge, which all other LLMs failed. is the. Tab. 17, lists the key steps of the test setup and expectations. We blacken the step which trapped non-reasoning models.

Similar to all test cases, the mocked API is first setup, followed by simulated user action, then expectations on API access and error message. Non-reasoning models understand the semantics, write functioning code, but fail expectations. The root cause here is the string **Title is required**, which is akin to a technique not requiring API access, aka frontend validation. As a best practice (hence prevelance in pretraining dataset), frontend valiation is lightweight and fast, therefore preferred over backend validation, as shown in Fig. 7. As such, all non-reasoning models are misled to implement frontend validation instead of expected behaviors which is backend validation.

On the other hand, o1 models discover the unpopular yet correct implementation: unconditionally visit the API, and output

Table 17: ticketSubmission problem

```
test('shows error when submitting a ticket with missing fields', async () =>
fetchMock.post('/api/tickets',  status: 400 );
...
fireEvent.click(screen.getByText('Submit'));
...
expect(fetchMock.calls('/api/tickets').length).toBe(1);
expect(screen.getByText('Title is required')).toBeInTheDocument();
, 10000);
```

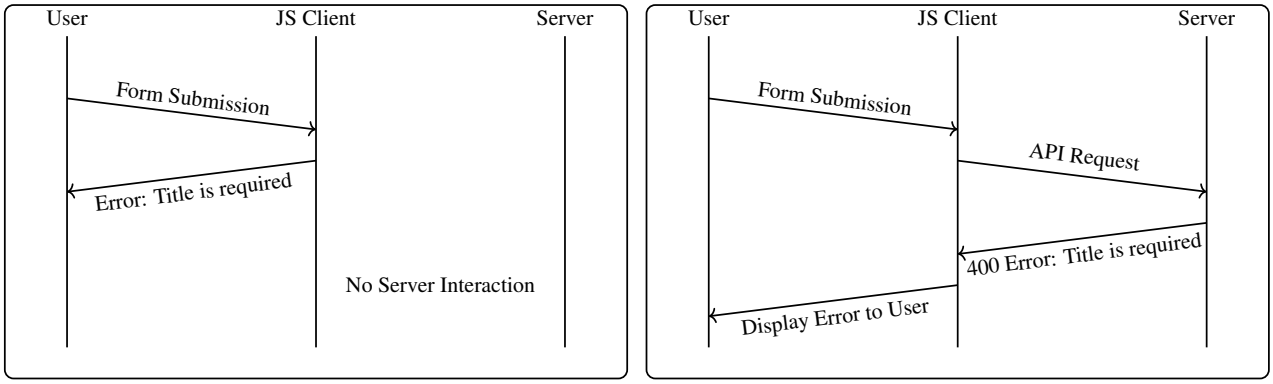

(a) Frontend Validation

(b) Backend Validation

Figure 7: Comparison of frontend and backend validation

the **Title is required** error message upon a 400 response. Below is the ChatGPT reasoning chain, in which steps reasoning the 400 response is blackened.

> Mapping out the component ⟶ Setting up event handlers ⟶
> Setting up the form ⟶ Writing test cases ⟶
> **Refining the approach** ⟶ **Refining error handling** ⟶
> **Adjusting error handling** ⟶ Adjusting code logic ⟶
> Updating JavaScript code

The most crucial step here is **Refining the approach**. Below is its detailed wording.

> I'm updating the code to ensure a fetch request is **always** sent, even without a title.
> The server will respond with a 400 status if the title is absent.

Evidently, the step before it (Writing test cases) conducted certain verification, which leads the model to pivot to the right path.

The reasoning process of DeepSeek R1 is not explicitly divided into steps, but a mixture of natural language and code. After long struggling, the model comes to the right path. Below are excerpts from its verbose self reflection.

> So maybe the frontend does client-side validation. ⟶
> But the second test's fetchMock returns 400, which might mean the backend validation. ⟶
> But in the test, the fetchMock is called once, which would mean the request is sent. ⟶
> So that's a contradiction. Hmm, this is confusing. ⟶
> **That's not a good practice**, but perhaps that's **what the tests require**. ⟶
> Maybe the test is written incorrectly, but I have to **write the component to pass the tests as given**.

Unfortunatelly the reasoning models can also fall for the same trap. Below is a ChatGPT reasoning chain leading o1-preview to the faulty implementation like previous models.

> Mapping out test strategy ⟶ Setting up the test ⟶

Customer service improvement ⟶ Setting up for data ⟶
Setting up the form ⟶ **Verifying form submission** ⟶
SHOWING ERRORS ⟶ Refining the form handling

On a closer look, step **Customer service improvement** derails the model from backend validation to frontend validation.

> I'm thinking about creating a TicketSubmission component with
> a 'Title' input and 'Submit' button. Submitting the form will trigger
> a POST request to '/api/tickets', validating the 'Title' field **before** submission.

More interestingly, the step **Verifying form submission** does not correct the wrong direction, but solidify it.

> I'm thinking about how the form ensures 'Title' must be filled.
> It sends a POST request **if** 'Title' is entered, showing success
> or 'Title is required' based on the response status.

With these superficial clues, we speculate that the derailing is due to preemption of original expectations by model's inherent knowledge. The subsequent verification step is derived from neighboring steps already derailed, instead of orginal expectations only accessible from the input tokens.

D.2. Duo-Feature Task

The duo-feature task was composed in two ways. The first way is shown in Tab. 18 (a), in which the original export name of the single-feature benchmark is preserved as is. The second way is shown in Tab. 18 (b), where the export names are normalized to a unified name **App**.

Table 18: Two formats of the duo-feature benchmark

```
...
import TaskA from './TaskA_B';
import TaskB from './TaskA_B';

test("Success at task A", async () =>
  ...
  render(
    <MemoryRouter><TaskA /></MemoryRouter>
  );
  ...
, 10000);

test("Failure at task A", async () =>
  ...
  render(
    <MemoryRouter><TaskA /></MemoryRouter>
  );
  ...
, 10000);

test("Success at task B", async () =>
  ...
  render(
    <MemoryRouter><TaskB /></MemoryRouter>
  );
  ...
, 10000);

test("Failure at task B", async () =>
  ...
  render(
    <MemoryRouter><TaskB /></MemoryRouter>
  );
  ...
, 10000);
```

(a) Raw format

```
...
...
import App from './TaskA_B';

test("Success at task A", async () =>
  ...
  render(
    <MemoryRouter><App /></MemoryRouter>
  );
  ...
, 10000);

test("Failure at task A", async () =>
  ...
  render(
    <MemoryRouter><App /></MemoryRouter>
  );
  ...
, 10000);

test("Success at task B", async () =>
  ...
  render(
    <MemoryRouter><App /></MemoryRouter>
  );
  ...
, 10000);

test("Failure at task B", async () =>
  ...
  render(
    <MemoryRouter><App /></MemoryRouter>
  );
  ...
, 10000);
```

(b) Normalized format

Tab. 9 shows results from the normalized format. Under the raw format, all models struggle. Most strikingly, o1 models fail all problems (Tab. 19).

Table 19: Duo-feature benchmark raw format: pass@1 results for selected models

Model	pass@1
claude-3.5-sonnet	0.32
gpt-4o-2024-08-06	0.026
deepseek-v2.5	0.02
mistral-large-2	0.02
o1-mini	0
o1-preview	0

To find the root cause, we find the raw format (Tab. 18 (a)) has two imports of different names, i.e. **TaskA** and **TaskB**. But they are actually default imports (without curly braces) which are name-agnostic. Also since only one default export is allowed per module, this format is in fact semantically equivalent to the normalized format in Tab. 18 (b). Both formats demand the models to build a single module implementing all expectations, with a single default export. To help readers understand related concepts, we explain JavaScript export rules in Tab. 20.

Table 20: Illustration of JavaScript default export in comparison to named imports

	Named Exports	**Default Export**
Purpose	Export multiple items from a module	Export a single item from a module
Syntax	`export const x = ...;` `export function y() {...}`	`export default ...;`
Import Syntax	`import { x, y } from './module';`	`import anyName from './module';`
Curly Braces	Required during import	Not required during import
Import Naming	Must use the exact exported names (can use `as` to rename)	Can be imported with any name
Multiplicity	Multiple named exports per module	Only one default export per module
Use Case	Utility functions, constants, classes	Main functionality of a module
Export Location	Anywhere in the module	Bottom or after the main logic

Tab. 21 collects different ways models cope with this challenge. Tab. 21 (d) is the only right answer, but also the least straightforward, challenging the intuition trap that two exports from two separate modules are needed. Both non-reasoning and reasoning models fall for the trap and attempt to split the implementation into two modules, (Tab. 21 (a), (b), (c)), resulting in very high failure rates.

Next, we try to understand why non-reasoning models occasionally succeed by following the pattern of Tab. 21 (d), but non-reasoning models never do so. We suspect that the normalized format (Tab. 18 (b)) definitely dominates the pretraining/posttraining dataset, but does not exclude the raw format (Tab. 18 (a)), as well as the matching solutions. This makes the success possible.

On the other hand, from the first reasoning step which often plays the role of planning, reasoning models commit to the wrong judgment, and do not get a chance to correct the course in subsequent steps. Below is the detailed wording of the first reasoning step from a ChatGPT reeactment.

> To progress, the key task is creating components TaskA and TaskB in TaskA_B.js
> to ensure all tests are successfully passed.

Comparing to the mistakes made in Sec. D.1, the mistake in the above step covers a larger scope. It is reasonable to argue that mistakes made in large-scoped steps are more fatal and harder to correct.

Table 21: Patterns to address the duo-feature benchmark raw format (Tab. 18 (a))

```
function TaskA() {
  // Implementation of TaskA
}

function TaskB() {
  // Implementation of TaskB
}
export default TaskA;
export { TaskB };
```

(a) One default export and one named export

```
function TaskA() {
  // Implementation of TaskA
}

function TaskB() {
  // Implementation of TaskB
}

export { TaskA, TaskB };
```

(b) Two named exports

```
function TaskA_or_B() {
  // Implementation of TaskA or TaskB
}

export default TaskA_or_B;
```

(c) Only one task is implemented and exported

```
function TaskA_or_B() {
  // Implementation of both TaskA and TaskB
}

export default TaskA_or_B;
```

(d) Two tasks jointly implemented and exported

E. Line-of-Code (LOC) Analysis

Since top LLMs with SOTAs are proprietary, mechanistic studies are impossible. Therefore, we can only seek insights from model outputs. Thanks to the modularized design of the React framework, the solutions output by all models universally follow the template outlined in Tab. 3, with no need for any explicit prompting. As such, we use LOC (line-of-code) as the proxy signal. Results in this appendix are from the single-feature benchmark.

E.1. LOC Distribution by Models

Table 22: Models ranked by median LOC with pass@1

Model	Median LOC	pass@1
mixtral-8x7b	35	0.1269
llama-v3-8b	39	0.0679
llama-v3p1-405b	40	0.3020
gpt-4o-2024-08-06	40	0.8850
deepseek-v2	40	0.7002
gpt-4o-mini	40	0.8271
mistral-large-2	41	0.7804
gemini-2.0-flash	41	0.8220
llama-v3p1-8b	42	0.2512
mixtral-8x22b	43	0.3074
claude-3.5-sonnet	43	0.8808
llama-v3-70b	43	0.3323
gemini-2.0-thinking	45	0.8590
llama-v3p1-70b	46	0.1027

In Tab. 22, we rank models by their median LOC alongside their respective $pass@1$ scores. Picking one $pass@k$ is sufficient because all scores produced basically the same model rankings as shown in Tab. 6.

We observe that the median LOCs across all models stay close, ranging from 35 to 46. We believe this narrow range is largely enforced by the conciseness and expressiveness of the React framework itself. Also there is no strong correlation between the conciseness (median LOC) and correctness ($pass@1$). For example, mixtral-8x7b, which has the shortest median LOC, ranks quite low on $pass@1$ (0.1269). Conversely, stronger models like claude-3.5-sonnet and gpt-4o-2024-08-06, generate longer code. Other models, e.g. deepseek-v2, strike a balance between median.

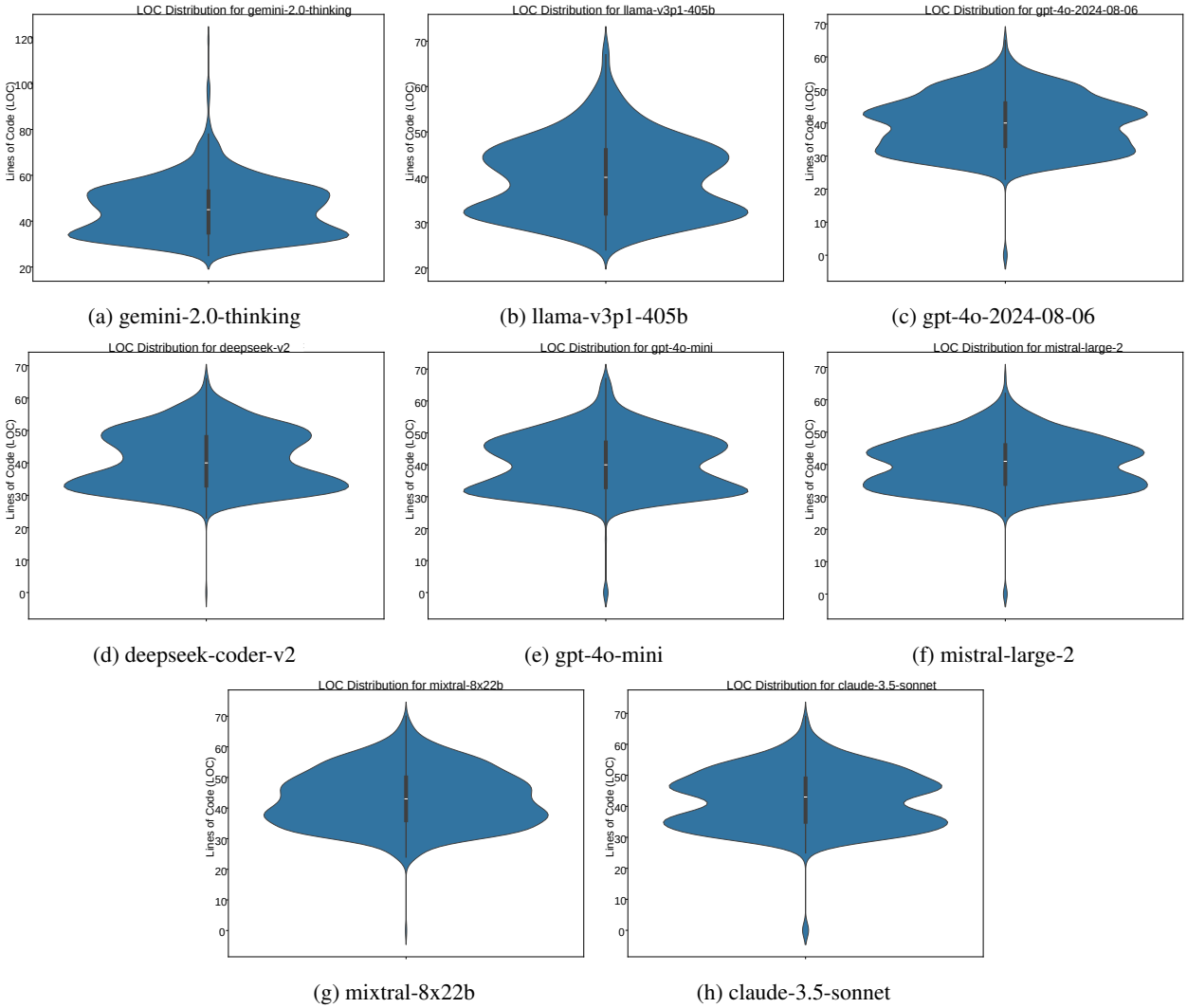

(a) gemini-2.0-thinking (b) llama-v3p1-405b (c) gpt-4o-2024-08-06

(d) deepseek-coder-v2 (e) gpt-4o-mini (f) mistral-large-2

(g) mixtral-8x22b (h) claude-3.5-sonnet

Figure 8: LOC distribution by model (bimodal)

Next, we use violin charts to visualize LOC distribution of each model. The distributions are either bimodal or unimodal, and they are collected in Fig. 8 and Fig. 9 respectively.

Notably, all high-performing models with high $pass@1$ scores are located in Fig. 8. These models, such as the gpt-4o variants and deepseek-coder series, demonstrate higher variability in their LOC distributions, i.e. bimodal. The two distinct peaks in these models' distributions suggests that they generate both shorter and longer code lengths, depending on the task. Importantly, the median LOC values for these bimodal models consistently fall between the two peaks, highlighting a balance in their code generation. Also the higher of the two peaks often corresponds to smaller LOC. This suggests that while these models can produce longer code when necessary, they tend to generate shorter, more optimized code in most cases.

In contrast, Fig. 9 contains smaller models. Some exhibit near-perfect normal distributions, e.g. mixtral-8x7b and llama-v3-8b. These models generate LOC distributions that are tightly centered around their medians, indicating more consistent and predictable behavior. The lack of bimodal characteristics in these distributions reflects a more stable output across tasks, but with lower complexity compared to the larger models in Fig. 8.

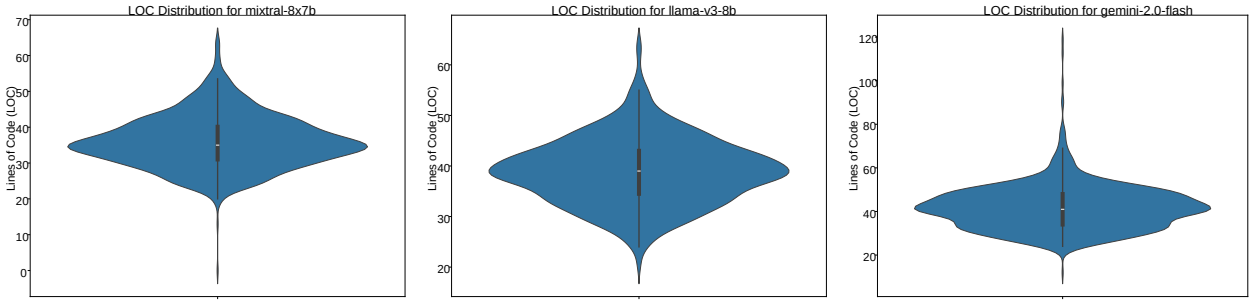

(a) mixtral-8x7b (b) llama-v3-8b (c) gemini-2.0-flash

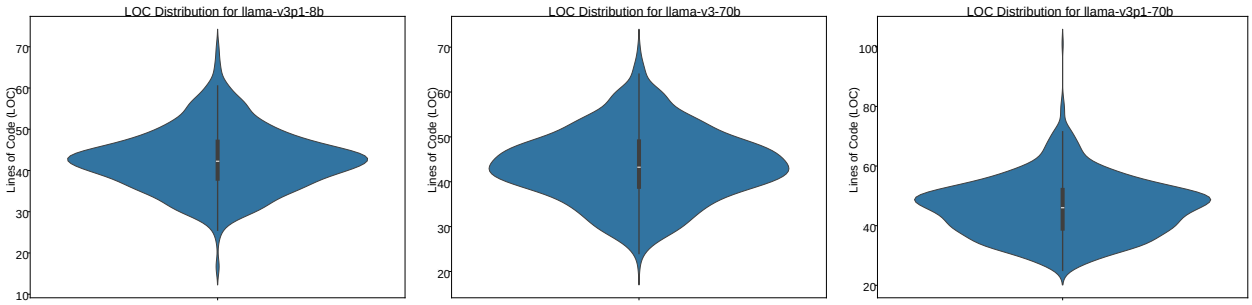

(d) llama-v3p1-8b (e) llama-v3-70b (f) llama-v3p1-70b

Figure 9: LOC distribution by model (unimodal)

E.2. Impact of Success/Failure

To get more insights, we search for statistical distinction between successful model outputs and failed outputs. In Fig. 10 and 11, we visualize the LOC distribution separately for succssful outputs and failed ones, for each model. The graphs are ranked by $pass@1$, where higher $pass@1$ means bigger success sample set and smaller failure sample set. We normalize the width of each violin chart by its sample set size, hence resulting in the thinnest failure graph for the model with the highest $pass@1$. The graph gradually grows wider as the model performance degrades. The opposite pattern is observed for the success violin chart.

An important finding here is that the success distribution is always more complex than its failure counterpart, with more peaks and deviations. Fig. 11 groups lower performing models whose failure sample set dominates the success sample set. The failure LOC distributions are unimodal, in contrast with the multimodal distributions of top models in Fig. 10. This implies the inherent complexity involved in writing correct code even when the mean LOC is less than 50.

The success/fail LOC distribution of remaining 8 models are shown in Fig. 12.

E.3. LOC Distribution by Applications

In Tab. 23, we rank median LOC for each application. Consistent with the case for model ranking (Tab. 22), the median values stay within a narrow range (37 to 46). This suggests that all models consistently produce solutions of similar length, irrespective of the task complexity or domain.

Fig. 13 collects violin charts of 14 applications following unimodal distribution, where the model outputs are centered around a common length, with less variation between extremes. The remaining 6 applications are in Fig. 14, following multimodal distribution. In both cases, the median LOC is always positioned centrally in each distribution, which suggests that the code generation is stable across applications. Applications in Fig. 14 exhibit more complex patterns, but the distributions remain balanced with the median value positioned at the center of the distribution.

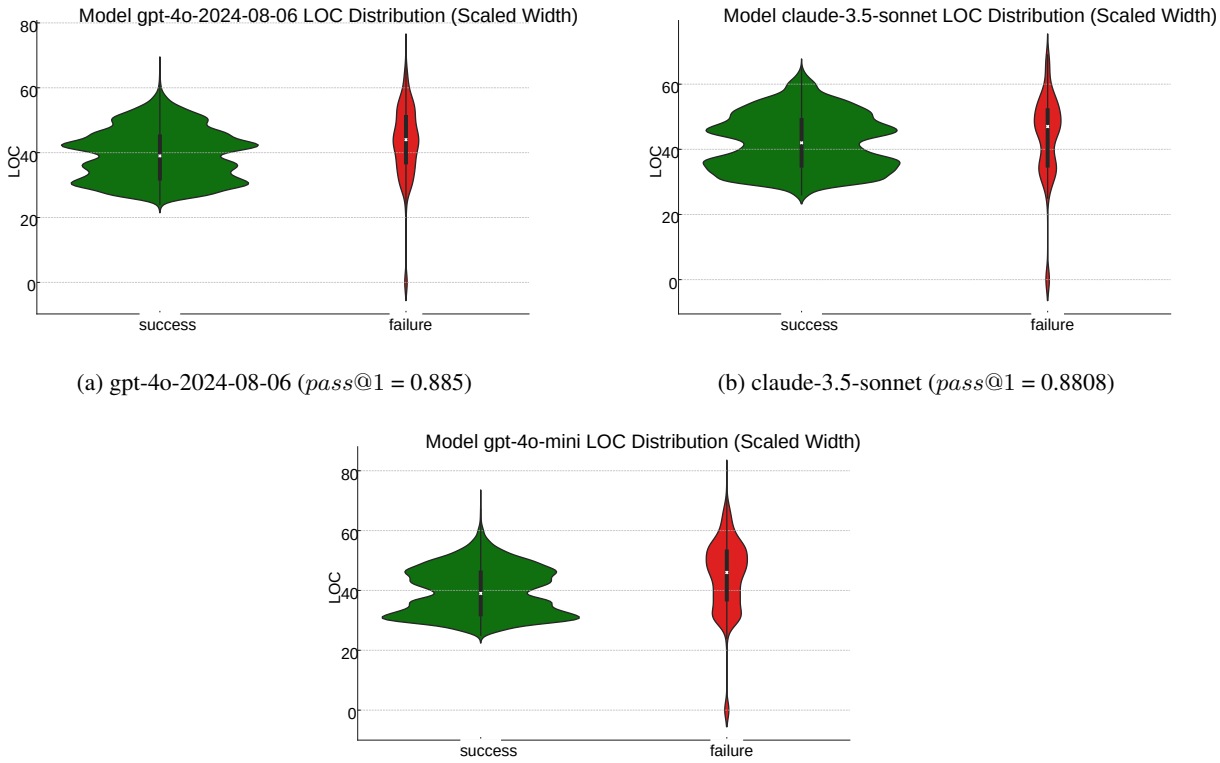

(a) gpt-4o-2024-08-06 ($pass@1 = 0.885$)

(b) claude-3.5-sonnet ($pass@1 = 0.8808$)

(c) gpt-4o-mini ($pass@1 = 0.8271$)

Figure 10: LOC distribution by model of high pass@1: success vs failure

E.4. LOC Distribution by Applications: Success vs Failure

We conduct the same study described in Sec. E.2, except we shard the LOC distribution across applications instead of models. The results are collected in Fig. 15.

Since each application assembles outputs from all models with full spectrum of performances, the success and failure data set are about the equal size. Similar to what we have observed in model-based sharding (Sec. E.2), the distribution pattern for success is equally or more complex than that for failure, summarized in Tab. 24.

F. Per-Application Error Analysis

Fig. 17 shows the failure pattern broken down by applications.

1. **Consistency Across Applications**: All applications exhibit the same general shape—a large concentration of easier problems on the left side and a few harder problems on the right side. This consistency suggests that across different domains, there are always a few particularly challenging problems that models struggle with.

2. **Variations in Skewness**: Some applications, such as Fitness Tracking and Music Streaming, show a more pronounced skew with a sharp rise in failure rates for a few problems, indicating a steeper difficulty curve. Others have a more gradual increase, indicating a more even distribution of problem difficulty.

3. **Extreme Difficulty in Certain Applications**: Applications like Customer Support and Pet Care have a sharper increase towards the right, implying that these domains have a subset of problems that are especially challenging.

4. **Easier Applications**: In applications like Weather and Photo Gallery, the overall number of failures seems lower compared to other appli cations, suggesting that the problems in these areas were generally easier.

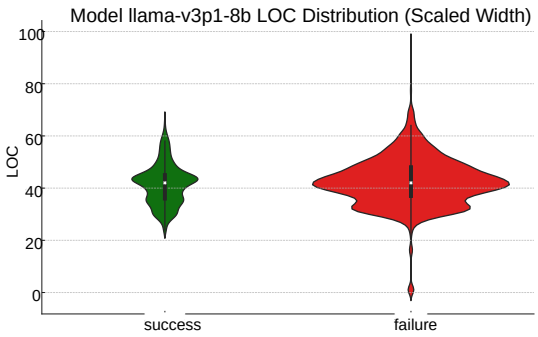

(a) llama-v3p1-8b (pass@1 = 0.2512)

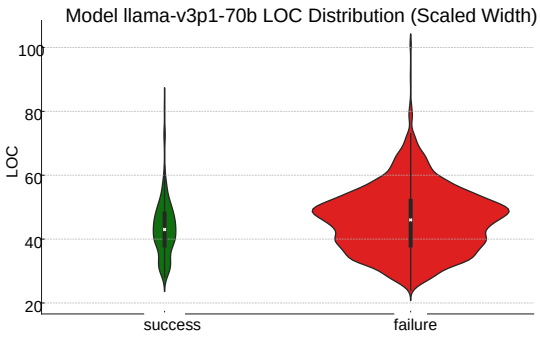

(b) llama-v3p1-70b (pass@1 = 0.1027)

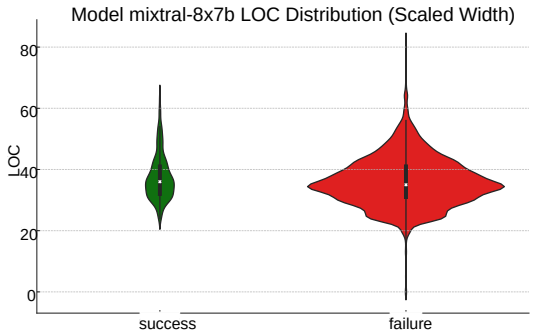

(c) mixtral-8x7b (pass@1 = 0.1269)

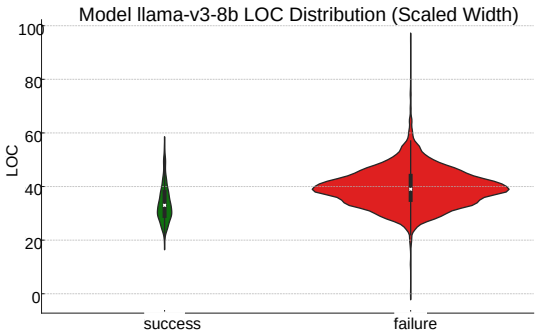

(d) llama-v3-8b (pass@1 = 0.0679)

Figure 11: LOC distribution by model of low pass@1: success vs failure

Fig. 18 shows error distribution by applications. Since each application assembles outputs from all models, the raw error counts are at the same scale for all applications. We do not find any distinctive patterns. There is neither special error nor special application.

G. Bias Analysis

We conducted a preliminary investigation into potential biases within our benchmark, focusing on language bias, cultural inclusivity, and implicit assumptions. To this end, we searched the codebase for gendered terms, stereotypical language, and regional references using an automated analysis script. Additionally, we examined API endpoints and user-facing messages for exclusionary patterns or implicit biases. Our investigation did not identify any instances of such biases in WebApp1K.

While these findings are encouraging, we recognize the limitations of automated analysis and the potential for more nuanced biases that may require further investigation. We welcome additional guidance or suggestions for extending this analysis to ensure a comprehensive evaluation of fairness within our benchmark.

Table 23: Applications ranked by mean LOC

Application	**Mean LOC**
News Aggregator	37
Music Streaming	37
Online Marketplace	37
E-commerce	37
Recipe Sharing	38
Fitness Tracking	38
Online Learning	38
Blogging	39
Weather	40
Real Estate	42
Social Media	42
Job Board	42
Inventory Management	42
Pet Care	42
Travel Planning	42
Personal Finance	43
Customer Support	44
Photo Gallery	44
Event Management	45
Task Management	46

Table 24: Summary of Fig. 15: unimodal vs multimodal

	UniModal Success	**MultiModal Success**
UniModal Failure	(b) (q) (t)	(c) (d) (f) (g) (h) (j) (k) (l) (m) (n) (o) (p)
MultiModal Failure		(a) (e) (i) (r) (s)

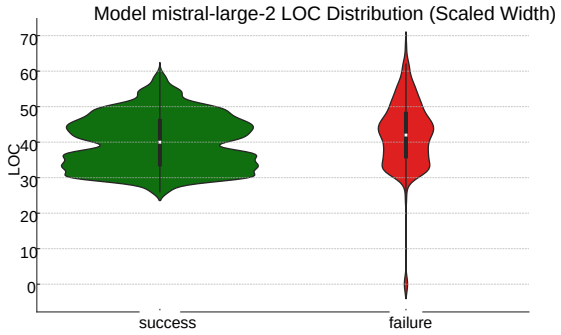

(a) mistral-large-2 ($pass@1$ = 0.7804)

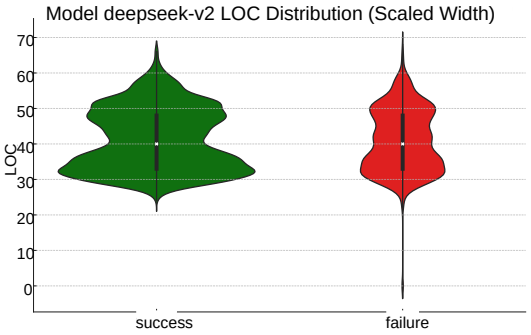

(b) deepseek-coder-v2 ($pass@1$ = 0.7002)

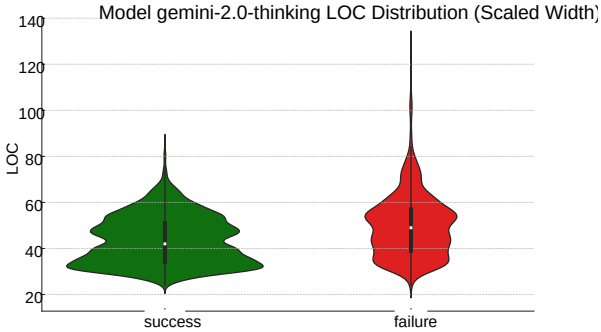

(c) gemini-2.0-thinking ($pass@1$ = 0.6813)

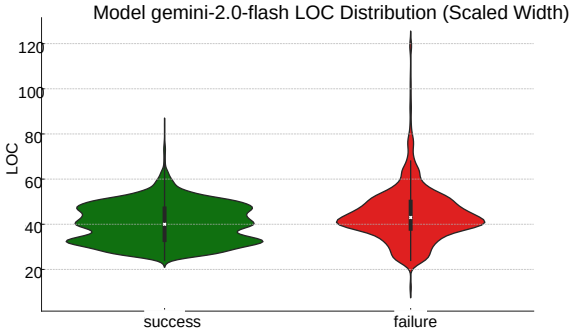

(d) gemini-2.0-flash ($pass@1$ = 0.57)

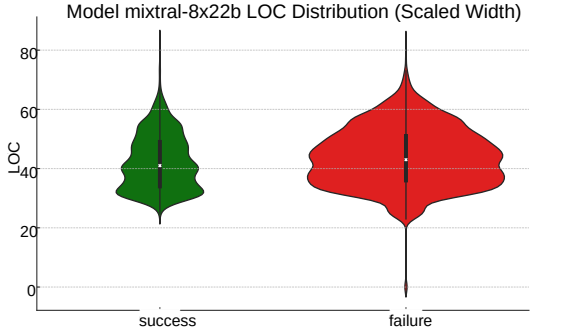

(e) mixtral-8x22b ($pass@1$ = 0.3074)

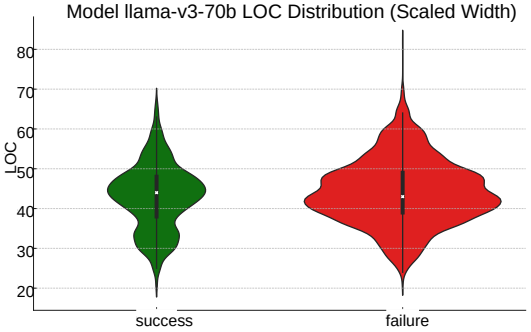

(f) llama-v3-70b (pass@1 = 0.3323)

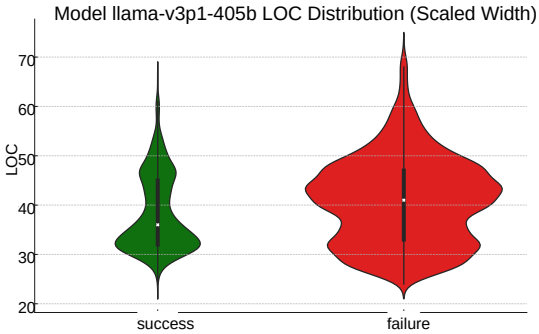

(g) llama-v3p1-405b (pass@1 = 0.302)

Figure 12: LOC distribution by model: success and failure

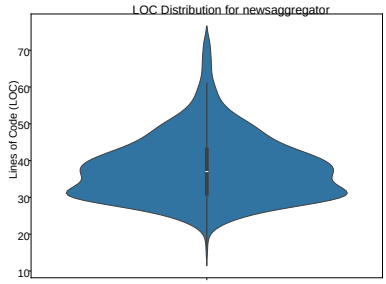

(a) News aggregator

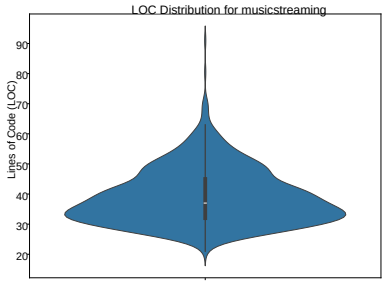

(b) Music streaming

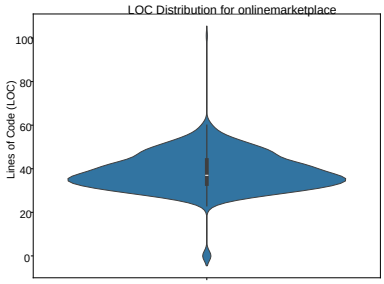

(c) Online marketplace

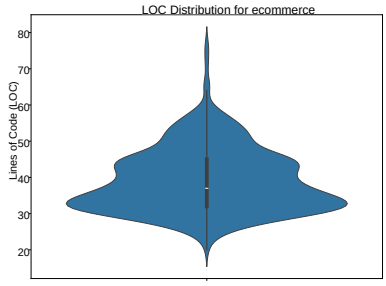

(d) E-commerce

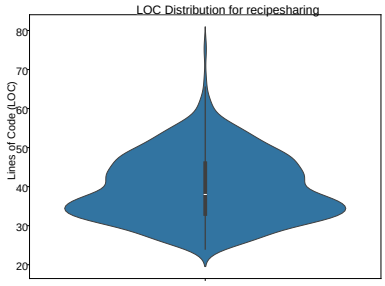

(e) Recipe sharing

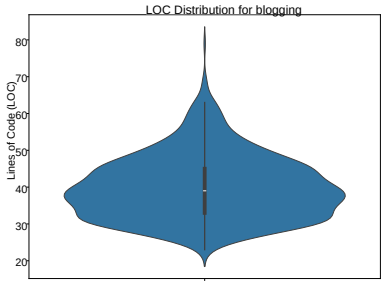

(f) Blogging

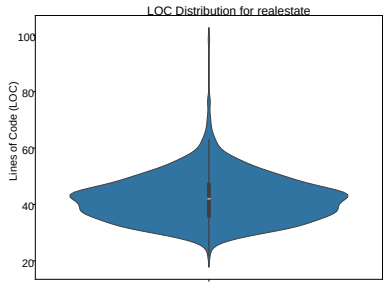

(g) Real estate

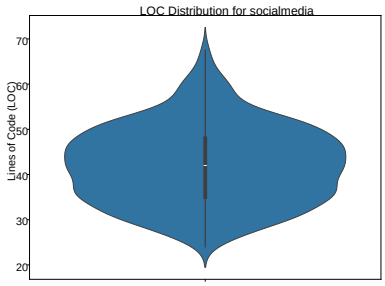

(h) Social media

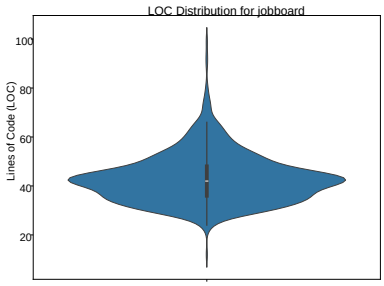

(i) Job board

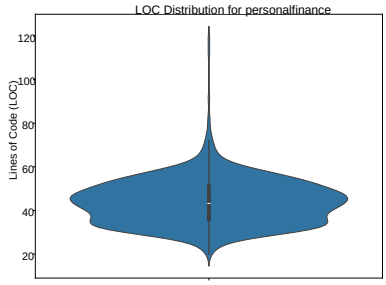

(j) Personal finance

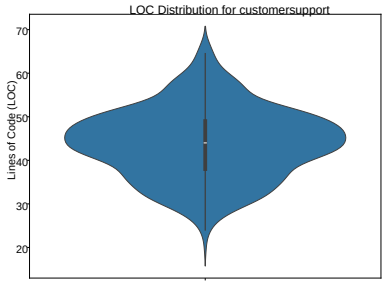

(k) Customer support

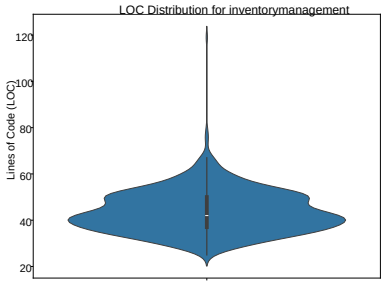

(l) Inventory management

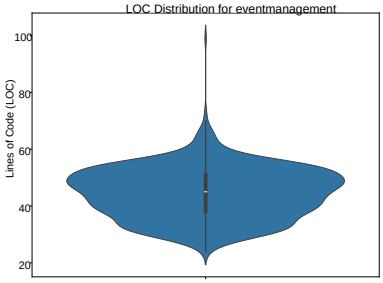

(m) Event management

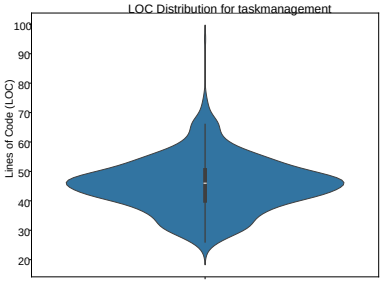

(n) Task management

Figure 13: LOC distribution by applications: unimodal

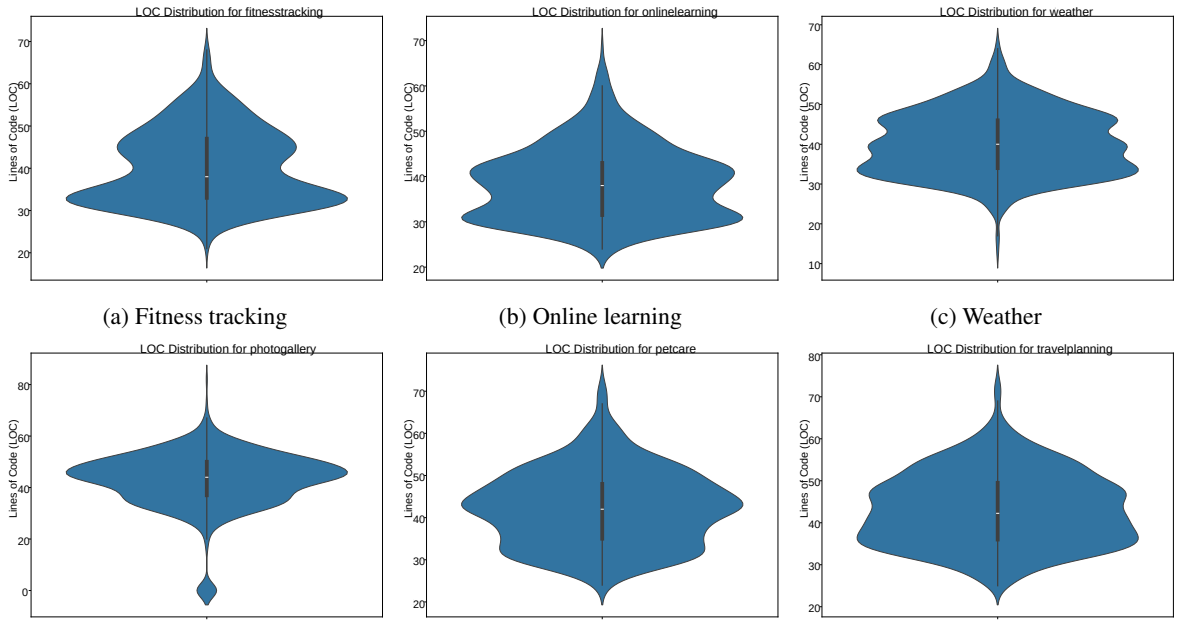

(a) Fitness tracking (b) Online learning (c) Weather

(d) Photo gallery (e) Pet care (f) Travel planning

Figure 14: LOC distribution by applications: multimodal

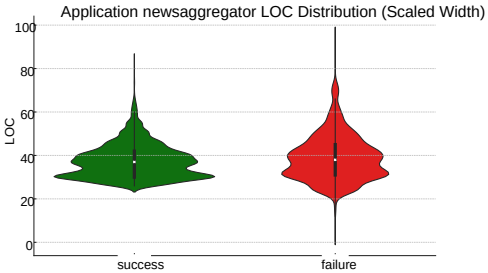

(a) News aggregator (mean LOC = 37)

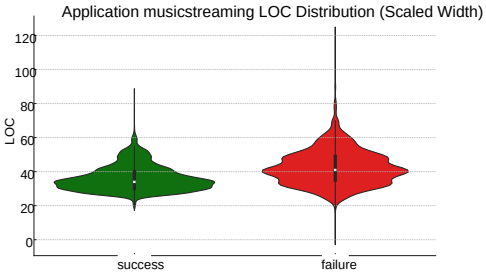

(b) Music streaming (mean LOC = 37)

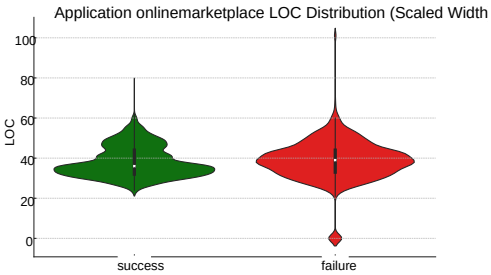

(c) Online marketplace (mean LOC = 37)

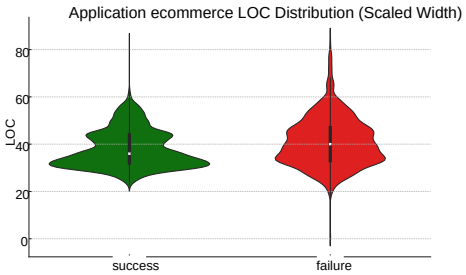

(d) E-commerce (mean LOC = 37)

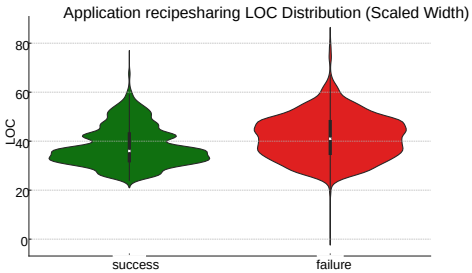

(e) Recipe sharing (mean LOC = 38)

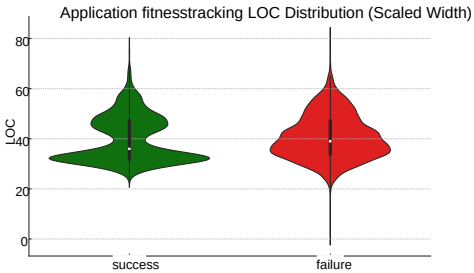

(f) Fitness tracking (mean LOC = 38)

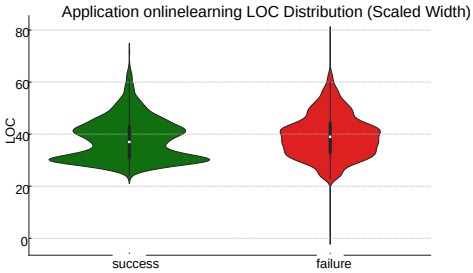

(g) Online learning (mean LOC = 38)

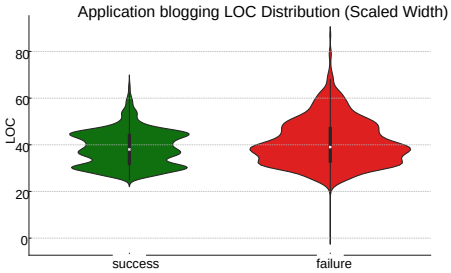

(h) Blogging (mean LOC = 39)

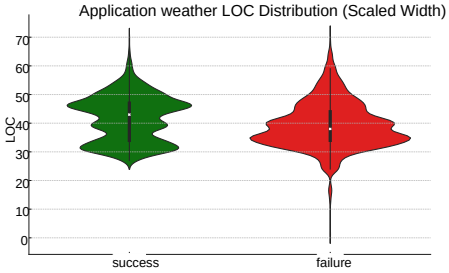

(i) Weather (mean LOC = 40)

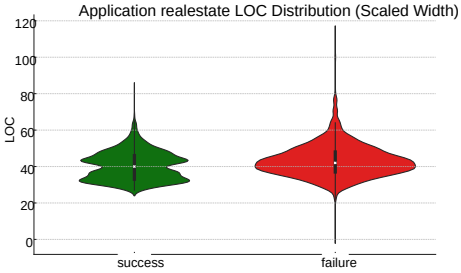

(j) Real estate (mean LOC = 42)

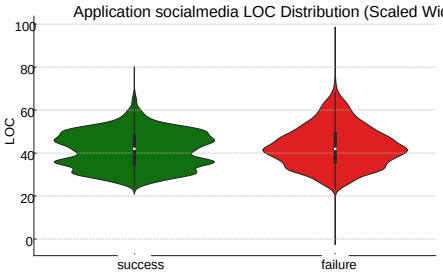

(k) Social media (mean LOC = 42)

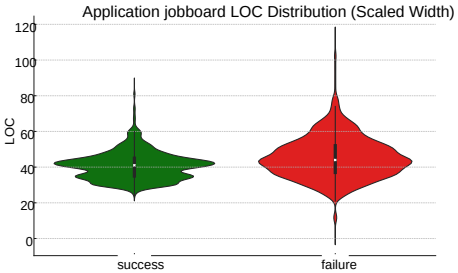

(l) Job board (mean LOC = 42)

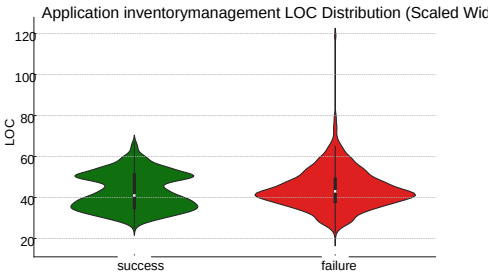

(m) Inventory management (mean LOC = 42)

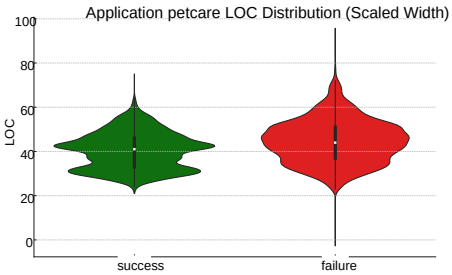

(n) Pet care (mean LOC = 42)

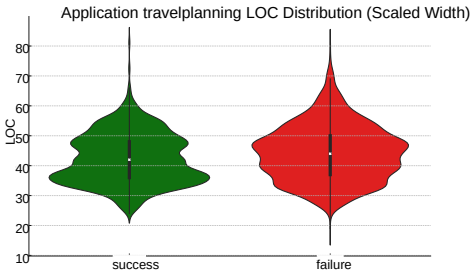

(o) Travel planning (mean LOC = 42)

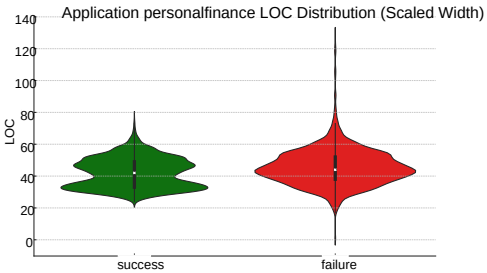

(p) Personal finance (mean LOC = 43)

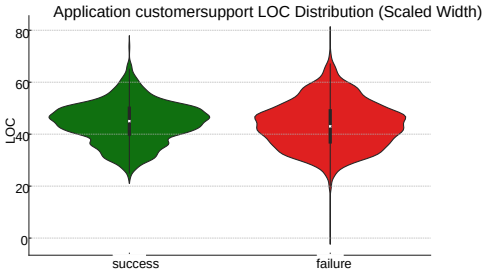

(q) Customer support (mean LOC = 44)

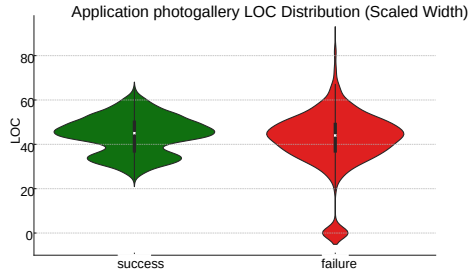

(r) Photo gallery (mean LOC = 44)

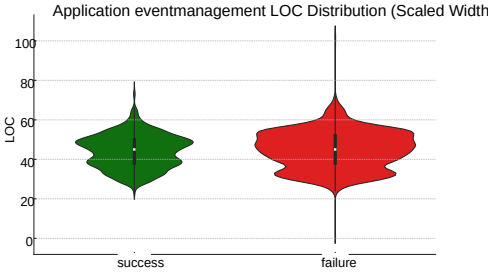

(s) Event management (mean LOC = 45)

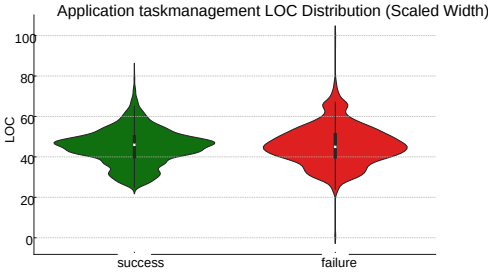

(t) Task management (mean LOC = 46)

Figure 15: LOC Distribution by Application: Success vs Failure

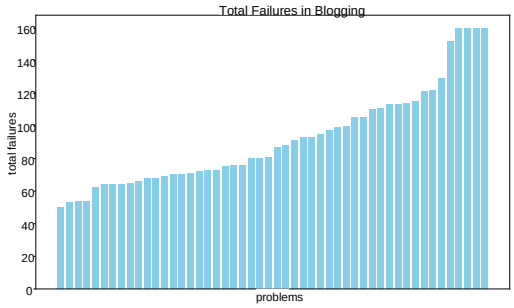

(a) Blogging

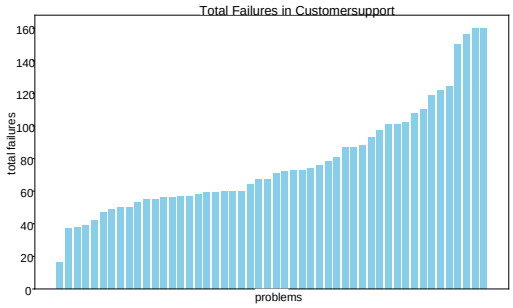

(b) Customer support

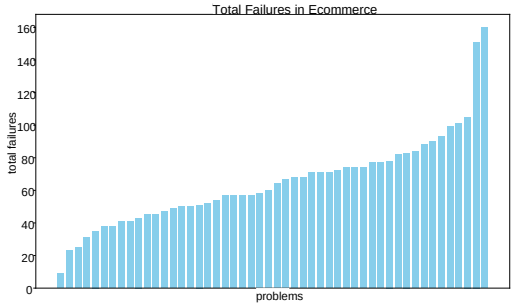

(c) E-commerce

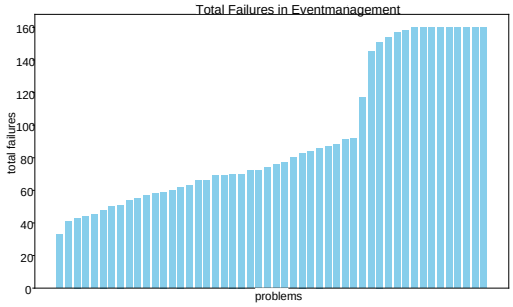

(d) Event management

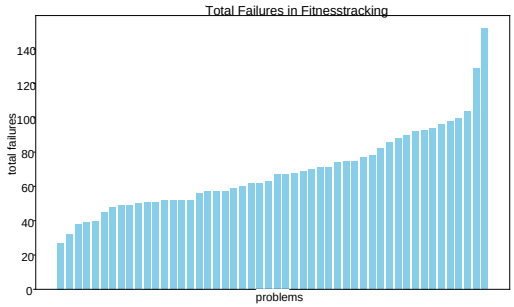

(e) Fitness tracking

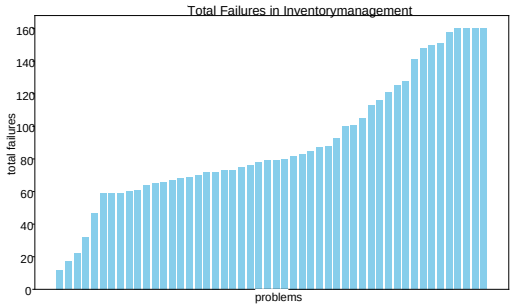

(f) Inventory management

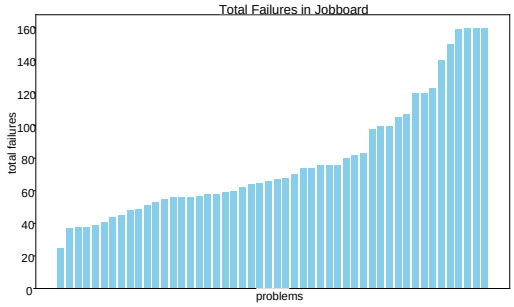

(g) Job board

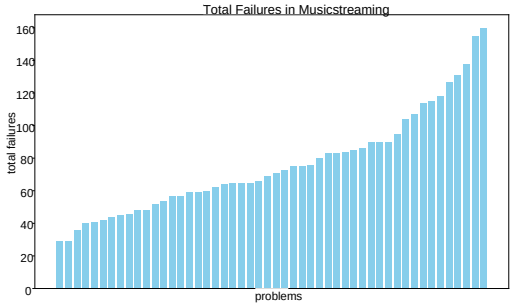

(h) Music streaming

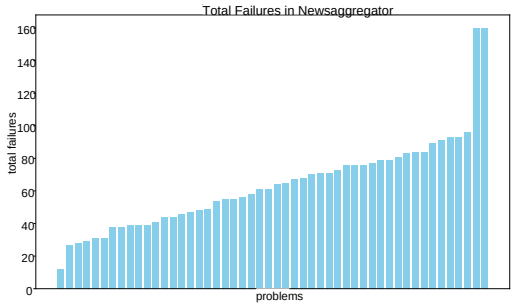

(i) News aggregator

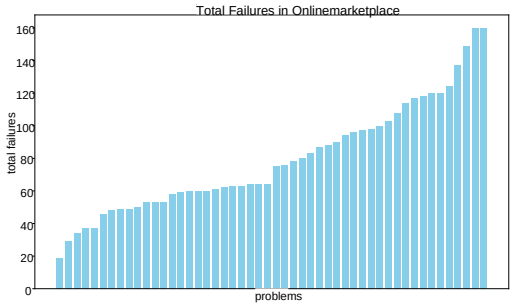

(j) Online marketplace

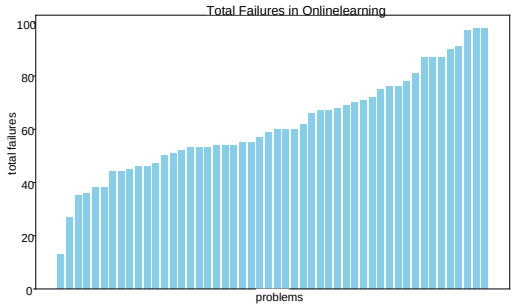

(a) Online learning

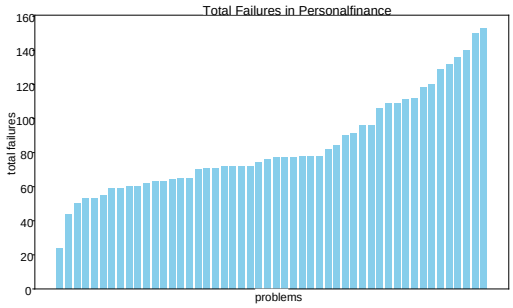

(b) Personal finance

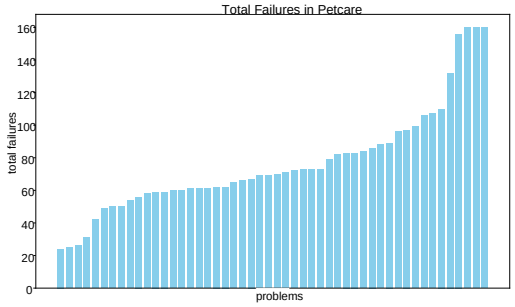

(c) Pet care

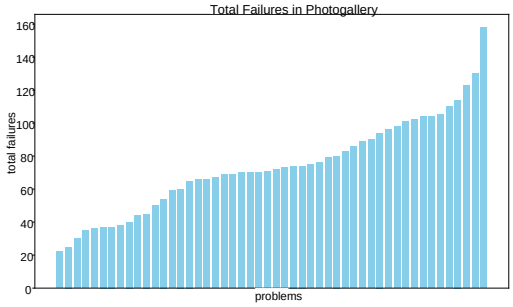

(d) Photo gallery

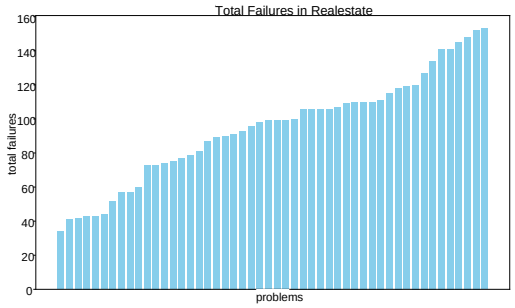

(e) Real estate

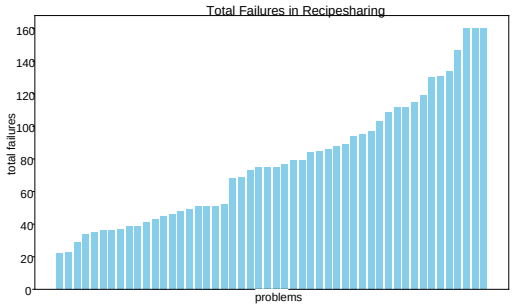

(f) Recipe sharing

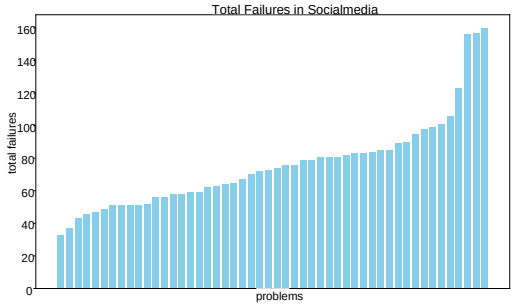

(g) Social media

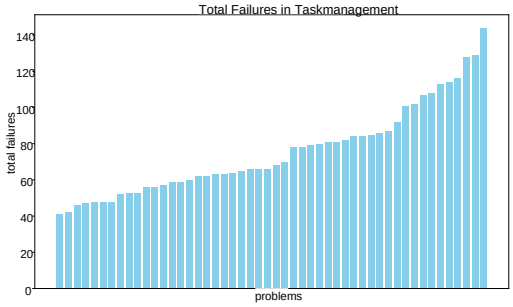

(h) Task management

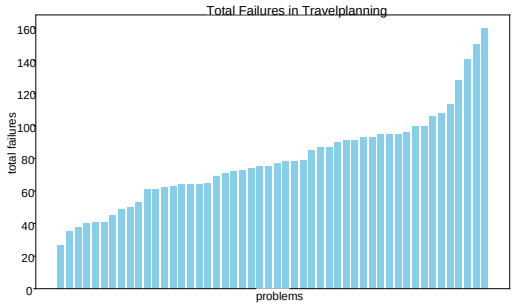

(i) Travel planning

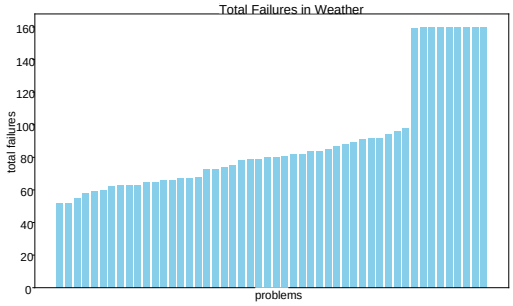

(j) Weather

Figure 17: Failures per problem by application

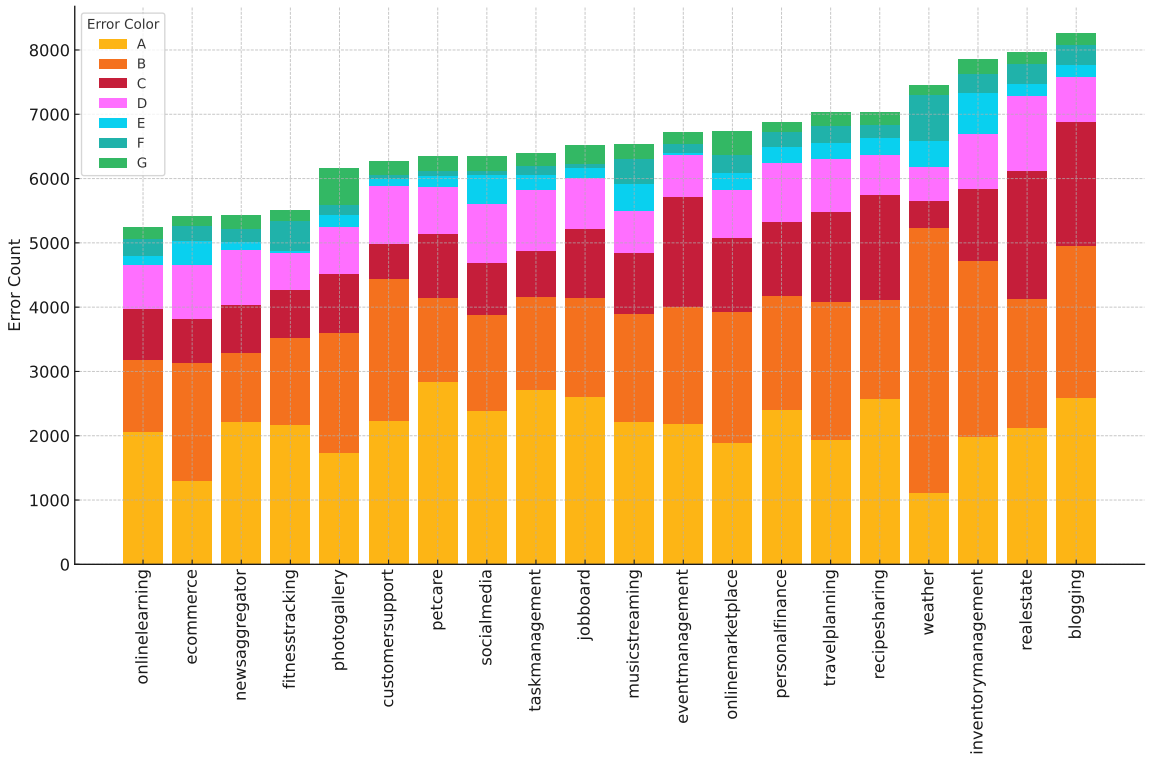

Figure 18: Errors by applications