Analyzing Cognitive Differences Among Large Language Models through the Lens of Social Worldview

Jiatao Li[1,2], Yanheng Li[3], Xiaojun Wan[1]
[1]Wangxuan Institute of Computer Technology, Peking University
[2]Information Management Department, Peking University
[3]Renmin University of China
leejames@stu.pku.edu.cn, yanheng@ruc.edu.cn , wanxiaojun@pku.edu.cn

arXiv:2505.01967v1 [cs.CL] 4 May 2025

Abstract

Large Language Models (LLMs) have become integral to daily life, widely adopted in communication, decision-making, and information retrieval, raising critical questions about how these systems implicitly form and express socio-cognitive attitudes or "worldviews." While existing research extensively addresses demographic and ethical biases, broader dimensions—such as attitudes toward authority, equality, autonomy, and fate—remain under-explored. In this paper, we introduce the *Social Worldview Taxonomy (SWT)*, a structured framework grounded in Cultural Theory, operationalizing four canonical worldviews (Hierarchy, Egalitarianism, Individualism, Fatalism) into measurable sub-dimensions. Using SWT, we empirically identify distinct and interpretable cognitive profiles across 28 diverse LLMs. Further, inspired by Social Referencing Theory, we experimentally demonstrate that explicit social cues systematically shape these cognitive attitudes, revealing both general response patterns and nuanced model-specific variations. Our findings enhance the interpretability of LLMs by revealing implicit socio-cognitive biases and their responsiveness to social feedback, thus guiding the development of more transparent and socially responsible language technologies.

1 Introduction

Large Language Models (LLMs) have become deeply embedded in daily communication, information retrieval, and decision-making processes. Millions regularly interact with these models—through conversational assistants, recommendation systems, productivity tools, and informal social interactions—making LLMs influential mediators of social and cognitive experiences. Such widespread integration raises critical questions about the implicit socio-cognitive attitudes or "worldviews" these models encode and project.

While previous research has thoroughly investigated demographic and ethical biases—such as gender stereotypes and racial prejudice (Wan et al., 2023; Motoki et al., 2024)—a broader spectrum of socio-cognitive dimensions, particularly attitudes toward authority, equality, autonomy, and fate, remains under-explored. These deeper, nuanced orientations are especially significant as users increasingly rely on LLMs for forming opinions, interpreting social issues, and making everyday choices.

Inspired by frameworks from social psychology, particularly Cultural Theory (Douglas and Wildavsky, 1983), we argue that understanding these deeper socio-cognitive attitudes is essential for revealing latent worldview differences encoded within LLMs. Cultural Theory categorizes social attitudes into four canonical worldviews: *Hierarchy*, emphasizing structured authority and social order; *Egalitarianism*, advocating equality and collective welfare; *Individualism*, prioritizing autonomy and self-determination; and *Fatalism*, characterized by a resigned acceptance of social outcomes as inevitable. Operationalizing these theoretical constructs into measurable dimensions enables evaluation of how diverse LLMs implicitly interpret and navigate complex social values and assumptions.

Moreover, given their inherently interactive nature, LLMs are frequently influenced by contextual prompts and external framing cues. This property resonates closely with *Social Referencing*—a well-documented psychological phenomenon where individuals adapt their attitudes and behaviors based on perceived social evaluation, peer consensus, or explicit social feedback (Cialdini and Trost, 1998; Turner, 1991). We hypothesize that LLMs may analogously exhibit sensitivity to social referencing: when explicitly prompted with cues suggesting social evaluation or peer influence, these models might modulate their expressed attitudes, mimicking adaptive human-like cognitive behavior.

Motivated by these considerations, we propose

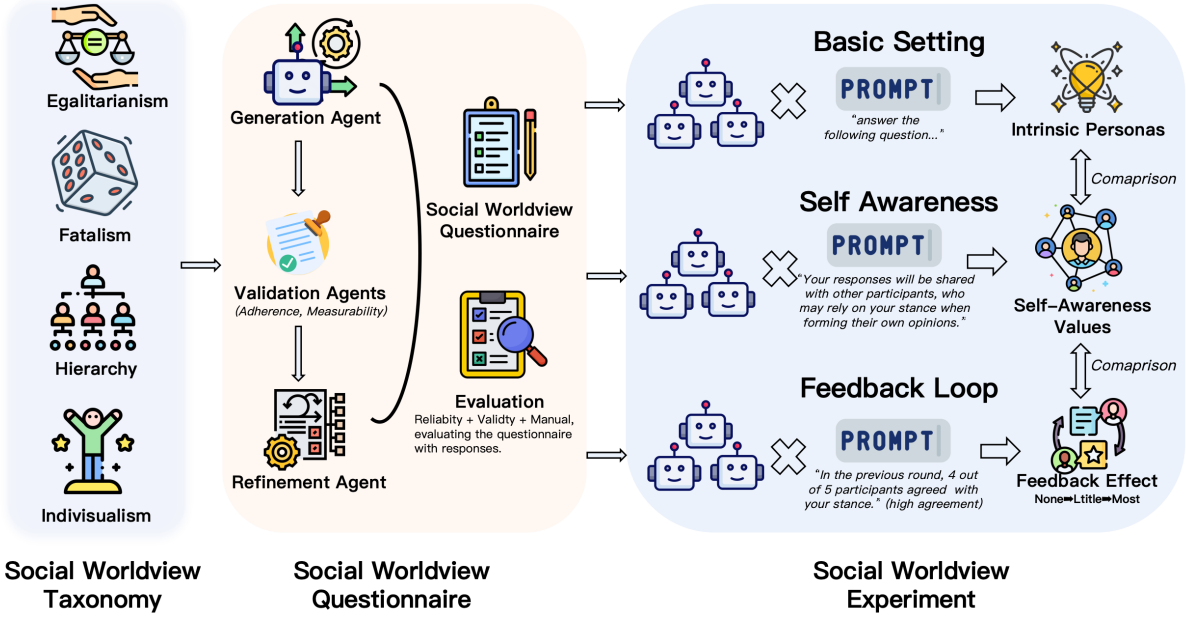

Figure 1: Overview of the experimental pipeline, comprising: (1) Social Worldview Taxonomy (SWT), categorizing attitudes into Egalitarianism, Fatalism, Hierarchy, and Individualism; (2) Social Worldview Questionnaire (SWQ), generated via an Automated Multi-Agent Framework; and (3) Social Worldview Experiment, probing LLMs under Basic, Self-Awareness, and Feedback Loop conditions to assess intrinsic and socially influenced cognitive attitudes.

to investigate the socio-cognitive orientations of LLMs through an experimental paradigm inspired by Social Referencing Theory. Specifically, we address three core research questions (RQs):

- **RQ1: Basic Cognitive Profiles.** What intrinsic cognitive differences exist among diverse LLMs regarding social worldview dimensions without social referencing?
- **RQ2: Impact of Social Referencing Awareness.** How does explicitly priming LLMs about potential social referencing affect their expressed cognitive attitudes?
- **RQ3: Impact of Social Feedback on Cognitive Attitudes.**
  RQ3a: Does explicit social feedback significantly amplify cognitive adjustments beyond initial social awareness?
  RQ3b: Do cognitive adjustments exhibit a clear dose-response pattern as feedback positivity intensifies (*none* $\rightarrow$ *little* $\rightarrow$ *most*)?

To explore these research questions, we introduce the *Social Worldview Taxonomy (SWT)*, a validated evaluation framework grounded in Cultural Theory, comprising structured sub-dimensions to quantify socio-cognitive orientations within LLMs. We further develop the Social Worldview Questionnaire (SWQ) dataset, generated through a *Automated Multi-Agent Prompting Framework*, consisting of 640 meticulously validated items aligned with the SWT dimensions.

Employing this framework, we conduct extensive experiments across 28 state-of-the-art LLMs, spanning diverse architectures, parameter scales, and training methodologies. We incorporates three carefully structured conditions to investigate social referencing: (1) **Basic condition**, capturing intrinsic cognitive stances without social influence; (2) **Social Self-Awareness condition**, explicitly informing models of potential social referencing to probe initial sensitivity to social cues; and (3) **Social Feedback Loop condition**, directly providing feedback about peer consensus, enabling analysis of cognitive adjustments in response to explicit social evaluation.

Our experiments reveal three decisive patterns. First, LLMs display distinct "worldview profiles": most favor Egalitarianism and Individualism, hesitate on Hierarchy, and reject Fatalism, forming six persona archetypes. Second, simply telling a model its answers will be public has only minor effects, leaving these profiles largely unchanged. Third, explicit peer-feedback cues can strengthen or weaken attitudes in a dose-dependent way, especially for the more unclear dimensions of Individualism and Fatalism. Together, these findings show that LLMs possess stable yet adjustable socio-

cognitive structures, and that well-crafted social-referencing prompts provide a practical thread for steering them toward greater transparency and accountability.

Our contributions are threefold. First, we introduce the **Social Worldview Taxonomy (SWT)**, a Cultural Theory-based framework for evaluating socio-cognitive orientations in LLMs, and develop the associated **Social Worldview Questionnaire (SWQ)**, a validated dataset of 640 rigorously constructed items. Second, we identify distinct and interpretable **cognitive worldview profiles** across 28 diverse LLMs, highlighting intrinsic model-specific orientations. Third, we empirically show that **social referencing cues systematically modulate LLM attitudes**, uncovering both general trends and model-dependent variability.[1]

2 The Social Worldview Taxonomy and Questionnaire

To assess socio-cognitive orientations in large language models, we adapt Cultural Theory (Douglas and Wildavsky, 1983), a robust social psychology framework that categorizes social attitudes into four canonical worldviews: *Hierarchy*, *Egalitarianism*, *Individualism*, and *Fatalism*. Each worldview encompasses distinct beliefs and values guiding social interpretation and decision-making, operationalized into measurable sub-dimensions suitable for rigorous assessment of LLM socio-cognitive biases (see Appendix A for a detailed taxonomy).

2.1 Taxonomy Overview

Hierarchy emphasizes structured authority, normative order, and social stability through clearly defined roles and rules. Its sub-dimensions include *Obedience to Authority*, *Preference for Order*, and *Acceptance of Power Centralization*, examining whether models prioritize authority and social order over individual freedoms.

Egalitarianism captures attitudes promoting social equality, collective welfare, and the reduction of power disparities. Sub-dimensions such as *Empathy Towards Vulnerable Groups*, *Preference for Fair Distribution*, and *Sensitivity to Hierarchical Oppression* assess models' support for addressing inequalities and systemic injustices.

Individualism highlights personal autonomy, competition, and individual responsibility. Sub-dimensions include *Risk-taking Propensity*, *Competition-driven Orientation*, and *Preference for Independent Decision-making*, examining whether LLMs attribute success primarily to personal effort and initiative.

Fatalism embodies resignation, perceived lack of agency, and acceptance of social conditions as inevitable. Sub-dimensions like *Social Helplessness*, *Passive Acceptance*, and *Belief in Fate* probe models' perceived inability or unwillingness to effect meaningful social change.

2.2 Questionnaire Construction

Leveraging the Social Worldview Taxonomy (SWT), we develop the **Social Worldview Questionnaire (SWQ)**, a novel dataset constructed via our *Automated Multi-Agent Prompting Framework*. This pipeline employs four sequential GPT-4o-based agents, each specialized to optimize a specific phase: initial generation, validation for conceptual adherence, measurability assessment, and final refinement (see Appendix C for pipeline details). The resulting dataset comprises 640 rigorously validated Likert-scale items, evenly distributed across the four primary worldview dimensions (160 items per dimension), with each sub-dimension precisely represented by 20 items.

Each questionnaire item consists of a clearly defined social statement to which an LLM is prompted to indicate its agreement or disagreement. Specifically, the model is instructed to respond using a 5-point Likert scale ranging from 1 (*Strongly Disagree*) to 5 (*Strongly Agree*). A brief description of questionnaire word counts is provided in Appendix D.1.

2.3 Questionnaire Validation

We evaluated the quality and validity of the SWQ dataset through reliability and validity analyses, ensuring accurate and consistent measurement of the SWT dimensions. Detailed methodologies for both analyses are provided in Appendix D.2.

Reliability Analysis We assessed internal consistency reliability using Cronbach's alpha, evaluating how consistently questionnaire items reflect their corresponding SWT sub-dimensions. Results demonstrated exceptional reliability across all dimensions, substantially exceeding the accepted

[1] Our code and data will be released to the community to facilitate future research.

threshold of 0.70: Hierarchy ($\alpha = 99.45\%$), Egalitarianism ($\alpha = 99.39\%$), Individualism ($\alpha = 99.43\%$), and Fatalism ($\alpha = 99.53\%$).

Validity Analysis We established questionnaire validity through a qualitative approach. Domain experts independently assessed and confirmed that the generated items accurately represented the theoretical constructs of the SWT dimensions and were clear, unambiguous, and effectively measurable using the intended Likert scale. Detailed results of this manual evaluation, including quantitative measures of dimension alignment and item clarity, are provided in Appendix D.2.

3 Social Referencing

Social referencing, a foundational concept from social psychology, describes the cognitive process through which individuals seek and interpret social cues to inform their attitudes, behaviors, or decision-making, particularly in ambiguous situations (Asch, 1955; Festinger, 1957). Originally studied in developmental psychology, social referencing was first observed as infants gauging caregivers' emotional responses to uncertain stimuli (Walden and Ogan, 1988; Hornik et al., 1987). Subsequent research generalized this phenomenon broadly, demonstrating that adults consistently adjust their behaviors and attitudes based on perceived peer approval, dissent, or implicit social norms (Cialdini and Trost, 1998; Chartrand and Bargh, 1999; Hajcak et al., 2004). This sensitivity to social evaluation fundamentally supports conformity and adaptive alignment, thus maintaining group cohesion and social acceptance (Turner, 1991; Aronson et al.).

Drawing upon this robust psychological foundation, we hypothesize that analogous mechanisms of social referencing may influence large language models (LLMs). In particular, an LLM's expressed attitudes along the four Social Worldview Taxonomy (SWT) dimensions-*Hierarchy*, *Egalitarianism*, *Individualism*, and *Fatalism*—may shift once the model is made aware of evaluative contexts or provided with explicit peer feedback. We then propose a structured experimental approach to investigate social referencing mechanisms within LLMs across three designed conditions, each representing a distinct stage in the cognitive process of social referencing.

4 Experimental Setup

In this section, we outline the specific experimental conditions employed to investigate how large language models' subjective attitudes respond to socially contextual cues based on the theoretical foundation of social referencing described above.

4.1 Experimental Conditions

We design three experimental conditions reflecting different stages of social referencing: intrinsic stance (Basic), initial sensitivity (Social Self-Awareness), and explicit feedback adjustment (Social Feedback Loop).

Condition 1 (Basic): Intrinsic Stance without Social Referencing In the basic condition, LLMs respond independently to questionnaire items aligned with the SWT, absent any explicit social referencing cues. This condition captures each model's intrinsic cognitive orientation and provides a clear benchmark for assessing subsequent social referencing effects.

Condition 2 (Social Self-Awareness): Initial Social Referencing Sensitivity In the second condition, we explicitly prime models' awareness of the potential social impact of their responses. Specifically, LLMs receive meta-prompts such as: *"Your responses will be shared with other participants, who may rely on your stance when forming their own opinions."* This manipulation activates LLMs' initial social referencing sensitivity, testing whether explicit awareness of social evaluation prompts them to moderate or align their expressed attitudes toward perceived social norms.

Condition 3 (Social Feedback Loop): Cognitive Adjustments via Explicit Social Feedback Finally, we implement a social feedback loop condition, operationalizing the explicit cognitive adjustment stage of social referencing. Here, models receive direct feedback about peer evaluations of their previously expressed attitudes, for instance: *"In the previous round, 4 out of 5 participants agreed with your stance."* We introduce varying feedback conditions (no agreement, low agreement, and high agreement) to assess whether explicit social feedback significantly amplifies cognitive adjustments, and whether these adjustments follow clear dose-response patterns based on feedback positivity.

4.2 Implementation Details

We conducted experiments on a diverse set of 28 large language models, selected to span multiple architectures, parameter scales, and training methodologies. Our selection includes both open-source and proprietary model families such as *Qwen*, *Llama*, *Gemma*, *Gemini*, *GLM*, *InternLM*, *DeepSeek*, *Phi*, and *GPT*, ranging from compact models (e.g., Qwen2.5-0.5B, Gemma-1B) to state-of-the-art large-scale models (e.g., Llama-3.3-70B, GPT-4o). A complete overview of evaluated models is provided in Table 3.

All models were assessed using our Social Worldview Questionnaire (SWQ), which comprises 640 vetted question items generated by GPT-4o using our *Automated Multi-Agent Prompting Framework* (see Appendix C for details). Each of the four worldview dimensions—Hierarchy, Egalitarianism, Individualism, and Fatalism—was operationalized through 20 carefully validated statements per sub-dimension (see Appendix A for detailed taxonomy).

For clarity, we report results in the main text using a representative subset of state-of-the-art models: Qwen2.5-72B-Instruct, Llama-3.3-70B-Instruct, GLM-4-9B-chat, InternLM2.5-20B-chat, Gemini-2.0-Flash, Gemma-3-27B-it, DeepSeek-v3, Phi-4, and GPT-4o. Comprehensive results for all 28 models can be found in Appendix I.

5 Basic Worldview Profiles

In this section, we examine the basic cognitive worldviews expressed by LLMs, aiming to identify each model's intrinsic profile in the absence of Social Referencing (RQ1). We begin with a descriptive analysis of the basic responses, followed by a structured derivation and interpretation of distinct cognitive personas using Structural Equation Modeling (SEM) combined with Gaussian Mixture Model (GMM)-based Latent Profile Analysis (LPA). Details of the methodological framework are provided in Appendix F.1.

5.1 Descriptive Analysis

Figure 2 displays the mean Likert-scale responses and corresponding 95% confidence intervals for nine large language models across four worldview dimensions (black lines). Additional descriptive results are provided by Table 5 in Appendix E.

Egalitarianism received consistently high ratings across all models (mean scores > 4.2), with the

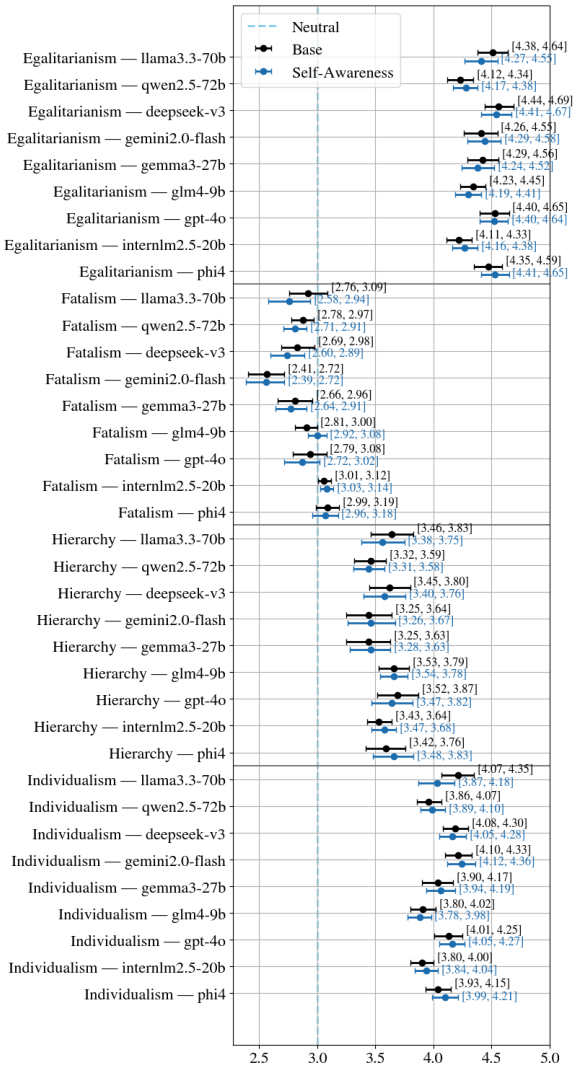

Figure 2: Comparison of mean Likert-scale responses under *Base* and *Self-Awareness* prompt settings across four dimensions for nine large language models. Black points and lines indicate the estimated means and 95% confidence intervals for the Basic setting, while blue points and lines represent those for the Self-Awareness setting. The dashed vertical line at 3.0 denotes the neutral midpoint of the 5-point Likert scale, as specified in the questionnaire design. Numerical ranges of the confidence intervals are annotated alongside the points.

strongest endorsements from deepseek-v3 ($M = 4.56$), gpt-4o ($M = 4.53$), and llama3.3-70b ($M = 4.51$). These results indicate broad support for fairness and equality among the model families. **Fatalism** was rated lowest overall, with most models scoring below 3.0; gemini2.0-flash scored the lowest ($M = 2.57$), suggesting a general rejection of deterministic or resigned perspectives in favor of agency and control. **Hierarchy** received moderate ratings (range: 3.40–3.70), with slight endorsement from gpt-4o ($M = 3.69$), glm4-9b ($M = 3.66$), and llama3.3-70b ($M = 3.64$), reflecting a balanced view on authority and social order. **Individualism** was endorsed strongly across models, particularly by llama3.3-70b and gemini2.0-flash (both $M = 4.21$), indicating a shared emphasis on autonomy and self-expression.

Takeaway of Basic Description At basic setting, LLMs broadly align with **egalitarian** and **individualistic** values, exhibit neutral-to-moderate endorsement of **hierarchy**, and generally reject **fatalism**. These patterns highlight a coherent tendency toward self-determined and equality-driven worldviews among current LLMs.

5.2 Deriving LLM Personas

We derived distinct LLM personas by employing a methodological pipeline combining Structural Equation Modeling (SEM) with Gaussian Mixture Model (GMM)-based Latent Profile Analysis (LPA). This approach was specifically chosen to provide a theoretically grounded and empirically precise identification of latent cognitive worldviews within LLM responses across the Social Worldview Taxonomy (SWT) dimensions (Hierarchy, Egalitarianism, Individualism, and Fatalism).

Initially, we applied SEM to condense each LLM's responses across 32 SWT sub-dimensions into four latent dimensions, allowing us to precisely quantify the relative contribution of each sub-dimension while accounting for measurement error and inter-sub-dimension correlations. The resulting latent factor scores accurately represent the nuanced socio-cognitive orientations of each model.

Next, we conducted GMM-based Latent Profile Analysis on these latent scores, modeling them as a mixture of Gaussian distributions. This step enabled us to uncover and statistically validate clusters of models with similar cognitive profiles, effectively identifying distinct LLM personas. The optimal number of clusters (personas) was determined by minimizing the Bayesian Information Criterion (BIC), ensuring both statistical robustness and interpretability.

Table 1 summarizes the resulting persona clusters, offering concise narrative labels and descriptive characterizations for each identified persona, along with their associated models. Further methodological details and validation procedures are provided comprehensively in Appendix F.

LLM Persona Typology The analysis revealed six distinct persona types. *Persona 0 (*gemma-327b*)* represents a cautious centrist, hesitant toward strong normative stances. *Persona 1 (*internlm2_520b*)* exhibits strong egalitarian values coupled with fatalistic skepticism. *Persona 2 (*Qwen2.5-72b, glm-4-9b*)* emphasizes egalitarian ideals with pragmatic optimism toward collective action. *Persona 3 (*deepseek-v3, llama3.3-70b*)* prioritizes structured, meritocratic frameworks with individualist inclinations. *Persona 4 (*phi-4*)* maintains a neutral, analytical viewpoint, leaning slightly fatalistic. *Persona 5 (*gemini-2.0-flash, gpt-4o*)* strongly favors institutional authority balanced by egalitarian considerations.

Takeaway of LLM Personas The distinctiveness of these identified personas indicates that LLMs possess internally consistent, coherent sociopolitical worldviews, rather than simply interpolating across ideological spectrums. The varying degrees of alignment with hierarchical, egalitarian, individualistic, and fatalistic values underscore the presence of latent cognitive structures within each model, shaped by their unique training methodologies and architectural characteristics.

6 Influence of Self Awareness

In this section, we investigate the initial impact of self-awareness prompting on the cognitive value expressions of different LLMs, aiming to assess the impact of social referencing (RQ2). Figure 2 illustrates changes in mean Likert-scale scores and corresponding 95% confidence intervals under the *self-awareness condition* (blue lines), where models were explicitly informed that their responses would be visible and considered by others.

To further evaluate the influence of the self-awareness prompt, we conduct paired t-tests comparing responses under the self-awareness con-

Persona	Narrative label	Narrative vibe	LLMs in cluster
0	Calibrated Generalist	Cautiously centrist, hesitant to take bold normative stances.	gemma-3-27b-it
1	Disillusioned Egalitarian	"The game is rigged, but we must still fight for fairness."	internlm2_5-20b-chat
2	Co-operative Optimist	Collective action and mutual aid can move the needle.	Qwen2.5-72B-Instruct, glm-4-9b-chat
3	Competitive Centrist	Merit-oriented pragmatist who values clear roles and effort.	deepseek-v3, llama-3.3-70b-instruct
4	Detached Analyst	Observes more than prescribes; "the world is what it is."	phi-4
5	Structured Institutionalist	Trusts ordered systems and leadership to drive change.	gemini-2.0-flash, gpt-4o

Table 1: Summary of identified LLM persona clusters in the Basic condition. For each persona, we provide a descriptive narrative label, a concise characterization capturing the underlying cognitive orientation ("Narrative vibe"), and the specific large language models grouped within each cluster based on latent profile analysis.

dition to those in the basic setting. Descriptive statistics are provided in Table 6 (Appendix E), and detailed inferential results are reported in Appendix G.

Egalitarianism Endorsement of egalitarian values remains robust across all models. While some models show statistically significant increases by t-test (phi4, internlm2.5-20b, qwen2.5-72b), others exhibit slight declines (llama3.3-70b, gemma3-27b). These changes largely fall within overlapping confidence intervals, suggesting that equality-oriented responses are relatively stable under the self-awareness prompt.

Fatalism Fatalism continues to be the least favored dimension. Notably, a few models (e.g., glm4-9b) display a modest but statistically significant shift toward the neutral value in fatalism scores under self-awareness, possibly indicating a shift toward more cautious or socially attuned responses. Still, the overall support for fatalism remains low across all models.

Hierarchy Responses on hierarchy remain generally stable. While some models show statistically significant changes, such as a decrease in llama3.3-70b and an increase in phi4, the magnitude of these shifts is limited, suggesting that the prompt has a minimal and inconsistent effect on hierarchical value endorsement.

Individualism Scores on individualism are mostly unaffected by self-awareness, with minor, model-specific deviations. phi4 shows a slight but statistically significant increase, while llama3.3-70b experiences a marginal decline. The absence of consistent patterns suggests that social-referencing cues do not substantially modulate this dimension.

Takeaway of Self Awareness Self-awareness prompts introduce modest and model-specific cognitive shifts in LLMs, with egalitarian, hierarchical and individualistic values remaining largely stable, while minor adjustments emerge primarily in fatalism depending on model sensitivity and variability.

7 Feedback Loop Effects

Building on the self-awareness condition, we next examine how explicit social feedback—operationalized as varying degrees of peer agreement—shapes the cognitive value expressions of LLMs. Specifically, we assess how LLMs respond when informed that none (*None*), one (*Little*), or four (*Most*) out of five peers agree with their response. This manipulation introduces a graded form of social referencing, enabling us to probe how differing levels of consensus influence the models' subsequent worldview judgments. To quantify these effects, we implemented a two-pronged statistical framework: 1) A repeated-measures ANOVA (rm-ANOVA) with Bonferroni-corrected pairwise comparisons to assess holistic differences between the *self-awareness* and *feedback loop* conditions (RQ3a), and 2) A polynomial trend analysis to model potential linear and nonlinear response relationships across the feedback intensity degrees (RQ3b). Further methodological details and supplementary results can be found in Appendix H.

7.1 Explicit Social Feedback Amplifies LLM Cognitive Adjustments Beyond Self-Awareness

We find that feedback-loop prompting significantly modulates LLM responses across most value dimensions. Particularly strong effects are observed for **Individualism** and **Fatalism**, with several models displaying large effect sizes (e.g., $\eta_p^2 > .8$). These findings suggest that these dimensions are especially susceptible to reputational feedback. **Egalitarianism** and **Hierarchy** also show notable shifts, though with greater inter-model variability. Such patterns imply that while all four value dimensions can be influenced by peer agreement cues, their responsiveness is unequally distributed, likely reflecting differences in feedback sensitivity.

At the model level, six out of nine LLMs (*Gemini-2.0-Flash*, *Gemma-3-27B-IT*, *GLM-4-9B*, *GPT-4o*, *InternLM-20B*, and *Llama-3.3-70B*) exhibit statistically significant effects across all four dimensions after Bonferroni correction ($p < .05$), indicating broad sensitivity to social feedback. Among these, the strongest modulations are seen in *Individualism* and *Fatalism*, with exceptionally high partial η^2 values (e.g., `InternLM-20B`, $\eta_p^2 = .888$ for Individualism). In contrast, other models reveal more selective responsiveness. For example, *Qwen-2.5-72B* shows non-significant effects in *Hierarchy* and *Individualism*, while *Phi-4* shows only moderate effects, with the weakest observed in *Hierarchy* ($p = .0028$, $\eta_p^2 = .218$). Interestingly, *GPT-4o*, despite exhibiting robust shifts in three dimensions, remains unaffected in *Fatalism* ($p = .574$), suggesting a model-specific insensitivity to feedback within that fatalism domain.

These results demonstrate that explicit social feedback can amplify LLMs' cognitive value expressions beyond the effects observed under self-awareness prompts. While some dimensions, such as *Individualism* and *Fatalism*, are particularly reactive, the overall strength and pattern of adjustment vary markedly across models. This variability underscores the importance of model architecture in shaping LLMs' responsiveness to social referencing cues and reveals latent heterogeneity in how LLMs internalize and express sociopolitical values under reputational pressure.

7.2 LLM Cognitive Adjustments Exhibit Patterns to Increasing Feedback Support

The feedback-loop prompts simulate varying degrees of external agreement, ranging from full disagreement (*None*) to strong consensus (*Most*). These manipulations aim to examine whether increasing peer support reinforces model beliefs or encourages moderation. To probe these dynamics, we conducted a polynomial trend analysis to assess both linear and quadratic effects of feedback intensity on value expressions across LLMs and dimensions.

Across all four dimensions, LLMs tend to reinforce values they already endorse when exposed to increasing levels of positive feedback. This effect is particularly evident in dimensions including **Egalitarianism** and **Individualism**, where most LLMs show high basic support. For instance, nearly all models exhibit strong linear trends in these dimensions (e.g., `deepseek-chat`: $r = 0.43$ for Egalitarianism; `llama-3.3-70b-instruct`: $r = 0.82$ for Individualism). These positive slopes suggest that as feedback becomes more favorable, models increasingly affirm these values. Importantly, the presence of significant quadratic components (e.g., `gemma-3-27b-it`: $r = 0.94^{**}$ for Egalitarianism) indicates indicates an accelerating trend, that is, the belief shift from *Little* to *Most* feedback is more pronounced than from *None* to *Little*, suggesting that strong consensus amplifies value expression more than initial agreement.

In contrast, when feedback supports LLMs for their initial disfavor—most notably **Fatalism**—responses exhibit more model-specific variability. Some models, such as `glm-4-9b-chat` and `llama-3.3-70b-instruct`, demonstrate clear shifts toward neutrality (e.g., linear trends $r = 0.55$ and $r = 0.57$ respectively), suggesting a capacity to moderate earlier attitudes in light of social agreement. However, others show minimal or inconsistent change (e.g., Qwen's quadratic trend: $r = -0.36$, non-significant linear slope), indicating relative insensitivity and variability to social feedback in this dimension. Such differences imply that LLMs vary in their receptivity to diverse feedback intensities when the regarding dimensions with default disagreement.

These results collectively reveal a nuanced intensity-response dynamic in LLM cognition under social feedback. For values the model already supports, peer agreement amplifies expression, and

the effect of reinforcement enhances as consensus strengthens. Conversely, for values initially rejected, models differ: some shift toward neutrality, others remain unaffected. This heterogeneity highlights not only the functional role of feedback-loop prompts in steering cognitive expression, but also underscores latent model-specific constraints on adaptability and ideological plasticity.

Takeaway of Feedback Loop Explicit social feedback elicits both reinforcing and moderating cognitive adjustments in LLMs, with stronger consensus amplifying already-supported values and model-dependent variability emerging when confronting initially disfavored positions.

8 Related Work

Biases in Large Language Models. Large language models (LLMs), including GPT (Brown et al., 2020), Gemini (Team et al., 2023), and LLaMA (Touvron et al., 2023), have consistently demonstrated subtle yet significant socio-cognitive biases, particularly along demographic, ethical, and political dimensions (Wan et al., 2023; Motoki et al., 2024). Recent studies have expanded this analysis to broader moral and value-based biases, employing frameworks such as Moral Foundations Theory (Abdulhai et al., 2023; Ji et al., 2024) and Schwartz's Basic Human Values (Yao et al., 2023). However, comprehensive explorations into deeper worldview-oriented biases, especially relating to authority, equality, and personal agency, remain scarce.

Cultural Theory. Cultural Theory (Douglas and Wildavsky, 1983) provides a structured taxonomy categorizing social attitudes into four canonical worldviews: Hierarchy, Egalitarianism, Individualism, and Fatalism. Originally developed to analyze risk perceptions and social organization (Wildavsky, 1987), it has since been applied broadly across political psychology (Kahan, 2008), environmental policy (Tansey, 2004), and organizational behavior (Hood, 1998). Despite this extensive interdisciplinary application, Cultural Theory remains unexplored within large language models (LLMs). Our work addresses this gap by operationalizing Cultural Theory to evaluate and interpret the socio-cognitive orientations implicit in LLMs.

Social Referencing. Social referencing describes how individuals adjust their attitudes and behaviors based on perceived social cues or peer consensus, particularly in uncertain contexts (Asch, 1955; Cialdini and Trost, 1998). Originally identified in developmental psychology as infants relying on caregivers' reactions (Walden and Ogan, 1988), the phenomenon is well-documented among adults as a mechanism for social conformity and adaptive decision-making (Chartrand and Bargh, 1999; Turner, 1991). In this work, we adapt social referencing theory to large language models (LLMs), exploring how explicit social cues influence their expressed cognitive attitudes.

9 Conclusion

We introduced the *Social Worldview Taxonomy (SWT)*, grounded in Cultural Theory, enabling systematic evaluation of socio-cognitive biases in large language models. Leveraging our novel *Automated Multi-Agent Prompting Framework*, we operationalized and assessed LLM attitudes across hierarchical, egalitarian, individualistic, and fatalistic dimensions. Experiments with 28 diverse models revealed distinct, coherent cognitive profiles that respond significantly to explicit social referencing cues. Our findings offer a structured pathway toward improving transparency and controllability in socially-aware language technologies, advancing interpretability and responsible AI development.

Limitations

Cultural Theory is one among multiple possible frameworks (e.g., moral foundations theory or political compass models). Additionally, this work relies on questionnaire-based probing rather than open-ended dialogues, which may overlook some nuances. Finally, we refer to these shifts as "attitude changes" only metaphorically; LLMs rely on large-scale pattern learning rather than human-like belief revision.

References

Marwa Abdulhai, Gregory Serapio-Garcia, Clément Crepy, Daria Valter, John Canny, and Natasha Jaques. 2023. Moral foundations of large language models. *Preprint*, arXiv:2310.15337.

E. Aronson, T.D. Wilson, and S.R. Sommers. *Social Psychology, 9th Edition*. Pearson Education India.

Solomon E Asch. 1955. Opinions and social pressure. *Scientific american*, 193(5):31–35.

Tom Brown, Benjamin Mann, Nick Ryder, Melanie Subbiah, Jared D Kaplan, Prafulla Dhariwal, Arvind

Neelakantan, Pranav Shyam, Girish Sastry, Amanda Askell, et al. 2020. Language models are few-shot learners. *Advances in neural information processing systems*, 33:1877–1901.

Tanya L Chartrand and John A Bargh. 1999. The chameleon effect: the perception–behavior link and social interaction. *Journal of personality and social psychology*, 76(6):893.

Robert B Cialdini and Melanie R Trost. 1998. Social influence: Social norms, conformity and compliance.

Mary Douglas and Aaron Wildavsky. 1983. *Risk and culture: An essay on the selection of technological and environmental dangers*. Univ of California Press.

Leon Festinger. 1957. *A Theory of Cognitive Dissonance*. Stanford University Press, Redwood City.

Greg Hajcak, Nicole McDonald, and Robert F Simons. 2004. Error-related psychophysiology and negative affect. *Brain and cognition*, 56(2):189–197.

C. Hood. 1998. *The Art of the State: Culture, Rhetoric, and Public Management*. Clarendon Press.

Robin Hornik, Nancy Risenhoover, and Megan Gunnar. 1987. The effects of maternal positive, neutral, and negative affective communications on infant responses to new toys. *Child development*, pages 937–944.

Jianchao Ji, Yutong Chen, Mingyu Jin, Wujiang Xu, Wenyue Hua, and Yongfeng Zhang. 2024. Moralbench: Moral evaluation of llms. *Preprint*, arXiv:2406.04428.

Dan Kahan. 2008. Cultural cognition as a conception of the cultural theory of risk.

Fabio Motoki, Valdemar Pinho Neto, and Victor Rodrigues. 2024. More human than human: measuring chatgpt political bias. *Public Choice*, 198(1):3–23.

James Tansey. 2004. Risk as politics, culture as power. *Journal of Risk Research - J RISK RES*, 7:17–32.

Gemini Team, Rohan Anil, Sebastian Borgeaud, Jean-Baptiste Alayrac, Jiahui Yu, Radu Soricut, Johan Schalkwyk, Andrew M Dai, Anja Hauth, Katie Millican, et al. 2023. Gemini: a family of highly capable multimodal models. *arXiv preprint arXiv:2312.11805*.

Hugo Touvron, Thibaut Lavril, Gautier Izacard, Xavier Martinet, Marie-Anne Lachaux, Timothée Lacroix, Baptiste Rozière, Naman Goyal, Eric Hambro, Faisal Azhar, et al. 2023. Llama: Open and efficient foundation language models. *arXiv preprint arXiv:2302.13971*.

J.C. Turner. 1991. *Social Influence*. Mapping social psychology. Open University Press.

Tedra A Walden and Tamra A Ogan. 1988. The development of social referencing. *Child development*, pages 1230–1240.

Yixin Wan, George Pu, Jiao Sun, Aparna Garimella, Kai-Wei Chang, and Nanyun Peng. 2023. "kelly is a warm person, joseph is a role model": Gender biases in LLM-generated reference letters. In *Findings of the Association for Computational Linguistics: EMNLP 2023*, pages 3730–3748, Singapore. Association for Computational Linguistics.

Aaron B. Wildavsky. 1987. Choosing preferences by constructing institutions: A cultural theory of preference formation. *American Political Science Review*, 81:3 – 21.

Jing Yao, Xiaoyuan Yi, Xiting Wang, Yifan Gong, and Xing Xie. 2023. Value fulcra: Mapping large language models to the multidimensional spectrum of basic human values. *Preprint*, arXiv:2311.10766.

A Social Worldview Taxonomy Details

Dimension	Sub-dimensions
Hierarchy	Stability of Social Structure, Obedience to Authority, Preference for Order, Acceptance of Power Centralization, Authority Legitimacy, Dependence on Rules, Hierarchical Responsibility, Social Role Fixation
Egalitarianism	Power Distance Sensitivity, Empathy Towards Vulnerable Groups, Preference for Fair Distribution, Collaboration and Collective Benefit, Pursuit of Social Justice, Collective Responsibility Orientation, Sensitivity to Hierarchical Oppression, Sensitivity to Social Conflict
Individualism	Risk-taking Propensity, Competition-driven Orientation, Emphasis on Freedom of Choice, Self-Responsibility, Success Orientation, Preference for Independent Decision-making, Resistance to Institutional Constraints, Attribution of Success to Individual Efforts
Fatalism	Social Helplessness, Passive Acceptance, Belief in Fate, Acceptance of Social Inequality, Low Social Agency, External Attribution, Negative Attitude Toward Social Change, Social Indifference

Table 2: Cultural Theory Taxonomy comprising four dimensions—Hierarchy, Egalitarianism, Individualism, and Fatalism—each further decomposed into eight distinct sub-dimensions.

B List of LLMs

C Automated Multi-Agent Prompting Framework

A key methodological challenge in evaluating cognitive biases in LLMs is ensuring questionnaire items are both *diverse*, capturing the full breadth of each Social Worldview Taxonomy (SWT) sub-dimension, and *consistent*, accurately reflecting theoretical constructs. Manual question generation and validation are resource-intensive and prone to subjective bias. To address this, we introduce an **Automated Multi-Agent Prompting Framework**, comprising four sequential GPT-4o-based agents, each explicitly structured to optimize specific aspects of questionnaire generation, validation, and refinement. Detailed prompts for each agent are provided in Appendix J (Prompts J.6–J.9).

Question Generation Agent (Prompt J.6) For each SWT sub-dimension $d \in D$, the Question Generation Agent produces an initial set of candidate Likert-scale questions:

$$\mathcal{Q}_d = \{q_{d,1}, q_{d,2}, \ldots, q_{d,20}\}.$$

This agent explicitly instructs GPT-4o to generate exactly 20 unique and distinct questions per sub-dimension, ensuring comprehensive conceptual coverage and diversity. Each question $q_{d,i}$ is specifically formulated for measurement on a standard Likert scale (1 = Strongly Disagree to 5 = Strongly Agree).

Taxonomy Alignment Agent (Prompt J.7) The Taxonomy Alignment Agent evaluates each candidate question $q_{d,i}$ to ensure explicit alignment with the targeted SWT sub-dimension d. It assigns an adherence score from 1 (very weak adherence) to 5 (very strong adherence), formalized as:

$$P(\text{align} = 1 \mid q_{d,i}, d).$$

Questions scoring below the threshold (score < 3) are explicitly flagged for refinement, with brief justifications documenting alignment assessments.

Semantic Validation Agent (Prompt J.8) The Semantic Validation Agent evaluates semantic clarity and Likert-scale measurability for each question $q_{d,i}$. It assigns a binary measure score (1 = clearly measurable, 0 = unclear or ambiguous), denoted formally as:

$$P(\text{clear} = 1 \mid q_{d,i}).$$

Ambiguous or double-barreled questions (measure score = 0) are explicitly flagged, accompanied by transparent justifications.

LLM Name	Series	Params
Qwen2.5-0.5B-Instruct	Qwen2.5	0.5B
Qwen2.5-1.5B-Instruct	Qwen2.5	1.5B
Qwen2.5-3B-Instruct	Qwen2.5	3B
Qwen2.5-7B-Instruct	Qwen2.5	7B
Qwen2.5-14B-Instruct	Qwen2.5	14B
Qwen2.5-32B-Instruct	Qwen2.5	32B
Qwen2.5-72B-Instruct	Qwen2.5	72B
Llama-3-8B-Instruct	Llama-3	8B
Llama-3-70B-Instruct	Llama-3	70B
Llama-3.1-8B-Instruct	Llama-3.1	8B
Llama-3.1-70B-Instruct	Llama-3.1	70B
Llama-3.2-1B-Instruct	Llama-3.2	1B
Llama-3.3-70B-Instruct	Llama-3.3	70B
chatglm3-6b	GLM	6B
glm-4-9b-chat	GLM	9B
internlm2.5-7b-chat	InternLM	7B
internlm2.5-20b-chat	InternLM	20B
gemini-2.0-flash	Gemini	-
gemini-2.0-flash-lite	Gemini	-
gemma-3-1b-it	Gemma	1B
gemma-3-4b-it	Gemma	4B
gemma-3-12b-it	Gemma	12B
gemma-3-27b-it	Gemma	27B
deepseek-V3	DeepSeek	685B
phi-4	Phi-4	-
gpt-3.5-turbo-0125	GPT-3.5	-
gpt-4o-mini	GPT-4o	Mini
gpt-4o	GPT-4o	-

Table 3: Overview of the evaluated large language models.

Refinement Agent (Prompt J.9) Questions flagged by the Taxonomy Alignment or Semantic Validation Agent undergo systematic refinement. The Refinement Agent explicitly revises each flagged question to achieve strong theoretical alignment and semantic clarity, producing a refined question set:

$$\mathcal{Q}_d^* = \{q_{d,i}^* \mid q_{d,i}^* \text{ refines flagged } q_{d,i}, P(\text{align} = 1, \text{clear} = 1 \mid q_{d,i}^*, d) \geq 0.9\}. \tag{1}$$

D Questionnaire Description and Evaluation

D.1 Description

Figure 3 displays the distribution of item word-counts within each of the four Social Worldview Taxonomy dimensions—Hierarchy, Egalitarianism, Individualism, and Fatalism. Each "violin" encodes the full density of word lengths (wider sections = more items at that length), with an internal boxplot marking the median and inter-quartile range.

By visualising length variability this way, we can quickly verify that all dimensions use comparably sized wording. Ensuring this lexical parity is an essential quality-control step: if one dimension's items were systematically longer or shorter, response differences might stem from reading load rather than substantive content, potentially biasing validity and reliability analysis.

D.2 Evaluation Methodology

Inter-Agent Validation Accuracy The inter-agent validation accuracy is calculated by comparing automated categorization results from the Multi-Agent Prompting Framework with human-annotated ground truth labels. Specifically, given a set of questionnaire items $Q = \{q_1, q_2, \ldots, q_n\}$, each assigned an automated label $\hat{y}_i$ and human-annotated true label y_i, the validation accuracy (Acc_{IA}) is formally

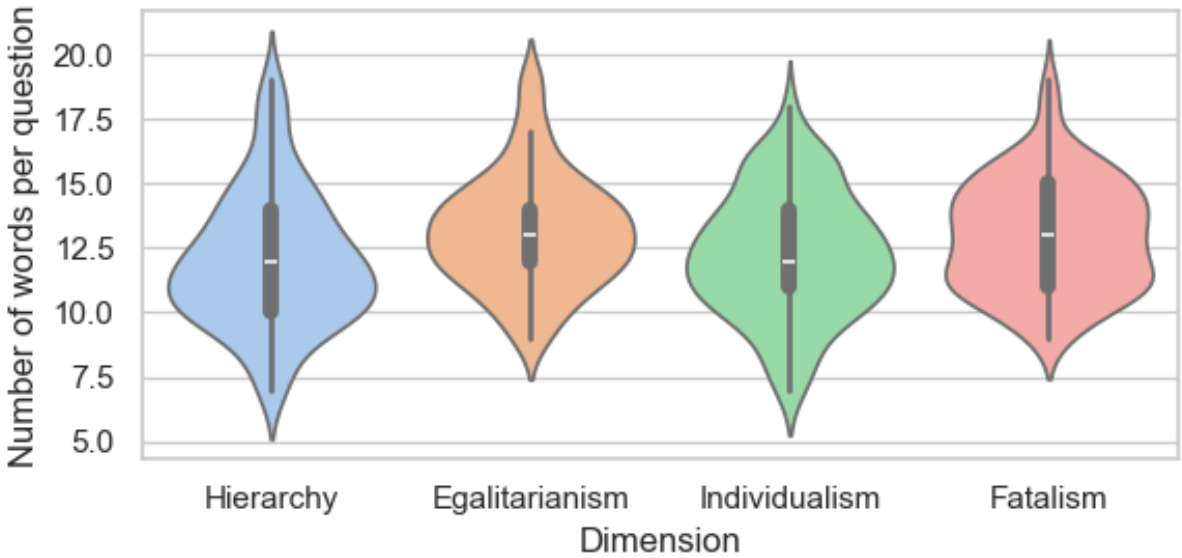

Figure 3: Description of questionnaire item word-counts by dimension. For each dimension, the violin's shape depicts the kernel-density distribution of word-counts; embedded boxplots indicate the median (white dot) and inter-quartile range. Similar median lengths (1̃8–20 words) and overlapping distributions suggest no systematic verbosity bias across dimensions.

defined as:

$$Acc_{IA} = \frac{1}{n}\sum_{i=1}^{n} \mathbf{1}(\hat{y}_i = y_i)$$

where $\mathbf{1}(\cdot)$ denotes the indicator function, which equals 1 if the condition inside parentheses holds and 0 otherwise. An Acc_{IA} value greater than or equal to 90% indicates acceptable categorization accuracy, reflecting robust and consistent inter-agent validation.

Reliability Analysis (Cronbach's Alpha) Cronbach's alpha (α) measures the internal consistency reliability of questionnaire items within each dimension. Let k denote the total number of questionnaire items within a specific SWT dimension, $\sigma^2_{X_i}$ the variance of item i, and σ^2_Y the variance of the sum of all k items. Cronbach's alpha is mathematically defined as:

$$\alpha = \frac{k}{k-1}\left(1 - \frac{\sum_{i=1}^{k}\sigma^2_{X_i}}{\sigma^2_Y}\right)$$

where α values of 0.70 or above are widely recognized as indicating acceptable internal consistency. Higher values reflect a stronger consistency among items within the measured dimension, ensuring reliability across questionnaire responses.

Confirmatory Factor Analysis (CFA) Confirmatory Factor Analysis tests how effectively our questionnaire items align with the proposed theoretical structure of the SWT. CFA assumes a factor model of the form:

$$\mathbf{x} = \mathbf{\Lambda}\xi + \delta$$

where $\mathbf{x}$ is a vector of observed questionnaire item responses, $\mathbf{\Lambda}$ is the factor loading matrix representing the relationships between observed items and latent SWT dimensions, ξ denotes latent factors (dimensions), and δ is the vector of measurement errors. We evaluate the CFA model fit using several standard indices:

Comparative Fit Index (CFI) CFI measures the improvement in fit of the specified CFA model compared to a baseline independence model:

$$\text{CFI} = 1 - \frac{\chi^2_{\text{model}} - df_{\text{model}}}{\chi^2_{\text{baseline}} - df_{\text{baseline}}}$$

CFI values closer to 1.0 (generally ≥ 0.90) indicate excellent model fit.

Tucker–Lewis Index (TLI) TLI is a variant of CFI adjusted for model complexity:

$$\text{TLI} = \frac{\chi^2_{\text{baseline}}/df_{\text{baseline}} - \chi^2_{\text{model}}/df_{\text{model}}}{\chi^2_{\text{baseline}}/df_{\text{baseline}} - 1}$$

TLI values equal to or greater than 0.90 indicate an acceptable fit to the data.

Root Mean Square Error of Approximation (RMSEA) RMSEA evaluates how well the specified model approximates reality, penalizing for complexity:

$$\text{RMSEA} = \sqrt{\frac{\chi^2_{\text{model}} - df_{\text{model}}}{df_{\text{model}}(N-1)}}$$

where N represents sample size. RMSEA values less than or equal to 0.08 indicate an acceptable approximation.

Standardized Root Mean Square Residual (SRMR) SRMR quantifies the average discrepancy between observed and model-predicted correlations:

$$\text{SRMR} = \sqrt{\frac{2\sum_{i=1}^{p}\sum_{j<i}^{p}(r_{ij} - \hat{r}_{ij})^2}{p(p-1)}}$$

where r_{ij} and $\hat{r}_{ij}$ are observed and predicted correlations between items i and j, respectively, and p is the number of items. SRMR values less than or equal to 0.08 reflect a good model fit.

D.3 Manual Evaluation

To validate the quality of our automatically generated questionnaire items, we conducted a manual evaluation. Expert annotators independently assessed *all* generated questions across each SWT dimension. Each question was evaluated using binary scoring (1 = acceptable, 0 = unacceptable) along two criteria: (1) *Dimension Alignment*, defined as whether the question correctly aligns with the intended SWT dimension; and (2) *Clarity*, indicating whether the question is clear, unambiguous, and effectively measurable via the intended Likert scale. Accuracy scores (%) were then computed for each sub-dimension based on these binary assessments, as summarized in Table 4.

Dimension	Average Dimension Alignment (%)	Average Clarity (%)
Egalitarianism	93.1	100.0
Fatalism	100.0	100.0
Hierarchy	99.4	98.8
Individualism	99.4	100.0
Overall Average	98.0	99.7

Table 4: Manual evaluation results of questionnaire items, aggregated at the dimension level.

E Additional Descriptive Results

Dimension	llama3.3-70b	qwen2.5-72b	deepseek-v3	gemini2.0-flash	gemma3-27b	glm4-9b	gpt-4o	internlm2.5-20b	phi4
Egalitarianism	4.51 [4.38, 4.64]	4.23 [4.12, 4.34]	4.56 [4.44, 4.69]	4.41 [4.26, 4.55]	4.42 [4.29, 4.56]	4.34 [4.23, 4.45]	4.53 [4.40, 4.65]	4.22 [4.11, 4.33]	4.47 [4.35, 4.59]
Fatalism	2.92 [2.76, 3.09]	2.88 [2.78, 2.97]	2.83 [2.69, 2.98]	2.57 [2.41, 2.72]	2.81 [2.66, 2.96]	2.91 [2.81, 3.00]	2.94 [2.79, 3.08]	3.06 [3.01, 3.12]	3.09 [2.99, 3.19]
Hierarchy	3.64 [3.46, 3.83]	3.46 [3.32, 3.59]	3.62 [3.45, 3.80]	3.44 [3.25, 3.64]	3.44 [3.25, 3.63]	3.66 [3.53, 3.79]	3.69 [3.52, 3.87]	3.53 [3.43, 3.64]	3.59 [3.42, 3.76]
Individualism	4.21 [4.07, 4.35]	3.96 [3.86, 4.07]	4.19 [4.08, 4.30]	4.21 [4.10, 4.33]	4.04 [3.90, 4.17]	3.91 [3.80, 4.02]	4.13 [4.01, 4.25]	3.90 [3.80, 4.00]	4.04 [3.93, 4.15]

Table 5: Base: Responses of mean value and 95%CI

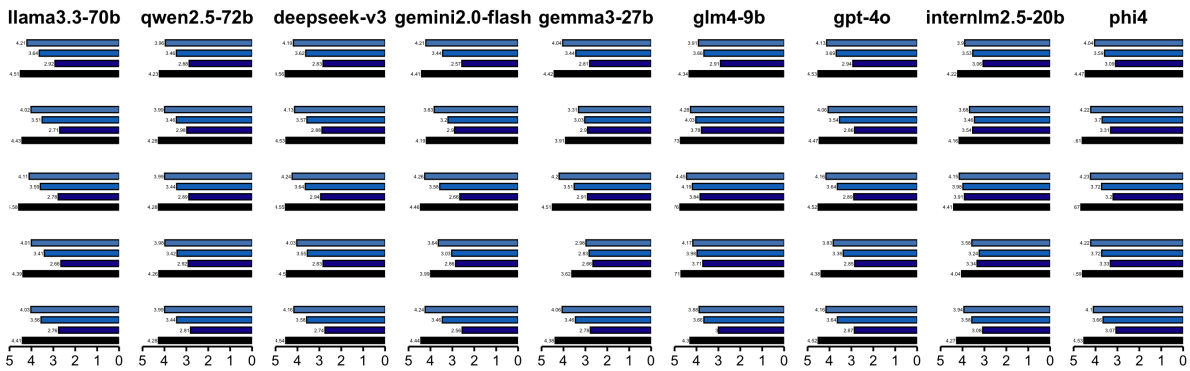

Figure 4: Response mean value for main models under each condition

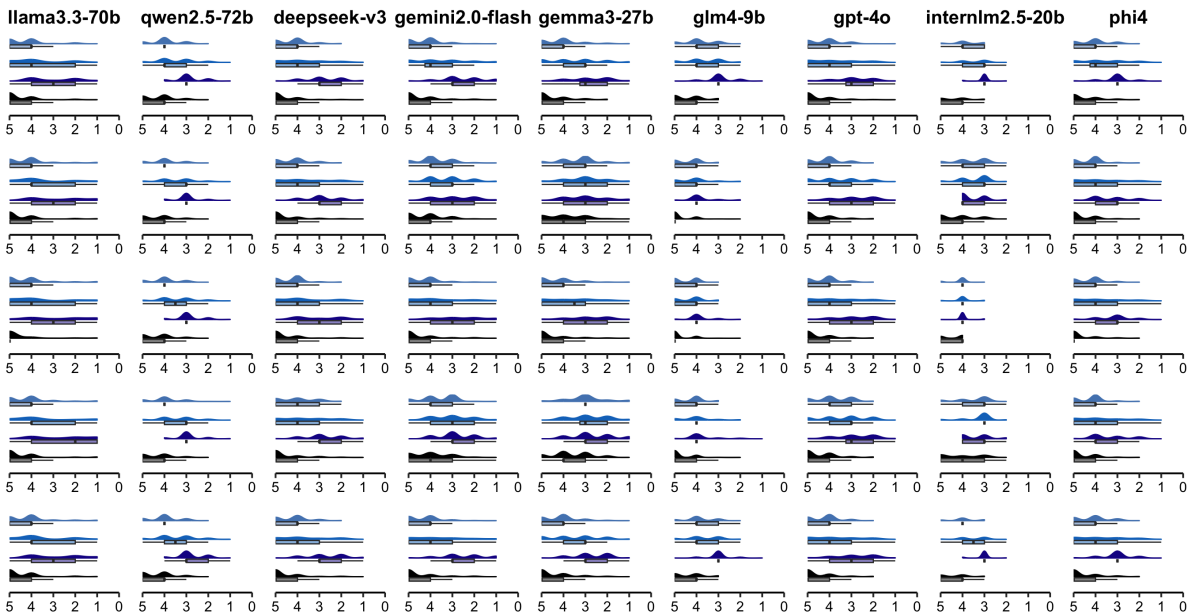

Figure 5: Response distribution for main models under each condition

Table 5 and Table 6 summarize the mean Likert-scale responses and 95% confidence intervals of baseline prompt setting and self-awareness prompt setting.

Notably, Table 7 summarizes the mean Likert-scale responses and 95% confidence intervals across three feedback conditions—*None*, *Little*, and *Most*—indicating how many of five peers agreed with the model's prior answer. This manipulation probes the responsiveness of large language models (LLMs) to external social feedback, revealing how consensus cues shape value expression.

Table 7 presents the effects of feedback-based prompting—ranging from full disagreement (*None*), partial agreement (*Little*), to strong consensus (*Most*)—on the expression of sociopolitical values across nine LLMs. Each condition is compared against the *self-awareness* responses via paired t-tests. While self-awareness introduces a social-referencing framing, feedback conditions simulate varying levels of external agreement, which may elicit either value reinforcement or moderation.

Egalitarianism Under strong social support (feedback-most), nearly all models show significantly increased egalitarianism scores compared to the self-awareness baseline (e.g., `llama3.3-70b`: 4.39 $\rightarrow$ 4.58, `phi4`: 4.53 $\rightarrow$ 4.67). Conversely, feedback from the None and Little conditions leads to attenuated responses in some models, often reducing scores slightly or remaining statistically indistinct, possibly caused by increasing caution because of limited agreements. These effects reflect that egalitarian values are particularly sensitive to social endorsement cues.

Dimension	llama3.3-70b	qwen2.5-72b	deepseek-v3	gemini2.0-flash	gemma3-27b	glm4-9b	gpt-4o	internlm2.5-20b	phi4
Egalitarianism	4.41 [4.27, 4.55]↓	4.28 [4.17, 4.38]↑	4.54 [4.41, 4.67]	4.44 [4.29, 4.58]	4.38 [4.24, 4.52]↓	4.30 [4.19, 4.41]	4.52 [4.40, 4.64]	4.27 [4.16, 4.38]↑	4.53 [4.41, 4.65]↑
Fatalism	2.76 [2.58, 2.94]↓	2.81 [2.71, 2.91]↓	2.74 [2.60, 2.89]↓	2.56 [2.39, 2.72]	2.77 [2.64, 2.91]	3.00 [2.92, 3.08]↑	2.87 [2.72, 3.02]	3.08 [3.03, 3.14]	3.07 [2.96, 3.18]↑
Hierarchy	3.56 [3.38, 3.75]↓	3.44 [3.31, 3.58]	3.58 [3.40, 3.76]	3.46 [3.26, 3.67]	3.46 [3.28, 3.63]	3.66 [3.54, 3.78]	3.64 [3.47, 3.82]	3.58 [3.47, 3.68]↑	3.66 [3.48, 3.83]↑
Individualism	4.03 [3.87, 4.18]↓	3.99 [3.89, 4.10]	4.16 [4.05, 4.28]	4.24 [4.12, 4.36]	4.06 [3.94, 4.19]	3.88 [3.78, 3.98]	4.16 [4.05, 4.27]	3.94 [3.84, 4.04]	4.10 [3.99, 4.21]↑

Table 6: Self-Awareness: Responses of mean value and 95%CI. ↑: significant higher than base; ↓: significant lower than base, by paired t-test.

Feedback	Dimension	llama3.3-70b	qwen2.5-72b	deepseek-v3	gemini2.0-flash	gemma3-27b	glm4-9b	gpt-4o	internlm2.5-20b	phi4
None	Egalitarianism	4.39 [4.23, 4.55]	4.26 [4.14, 4.37]	4.50 [4.37, 4.63]	3.99 [3.86, 4.13]↓	3.62 [3.48, 3.76]↓	4.71 [4.62, 4.79]↑	4.38 [4.26, 4.51]↓	4.04 [3.91, 4.18]↓	4.59 [4.49, 4.70]↑
	Fatalism	2.66 [2.46, 2.86]↓	2.92 [2.83, 3.01]↑	2.83 [2.69, 2.97]↑	2.86 [2.73, 2.99]↑	2.66 [2.51, 2.80]	3.71 [3.60, 3.83]↑	2.85 [2.71, 2.99]	3.34 [3.23, 3.44]↑	3.33 [3.19, 3.46]↑
	Hierarchy	3.41 [3.20, 3.63]↓	3.42 [3.29, 3.56]	3.55 [3.37, 3.73]	3.03 [2.89, 3.18]↓	2.83 [2.69, 2.97]↓	3.98 [3.85, 4.10]↑	3.38 [3.21, 3.54]↓	3.24 [3.14, 3.34]↓	3.72 [3.54, 3.89]↑
	Individualism	4.01 [3.84, 4.17]	3.98 [3.87, 4.09]	4.03 [3.90, 4.16]↓	3.64 [3.52, 3.76]↓	2.98 [2.83, 3.12]↓	4.17 [4.08, 4.26]↑	3.83 [3.71, 3.96]↓	3.58 [3.46, 3.69]↓	4.22 [4.12, 4.32]↑
Little	Egalitarianism	4.43 [4.28, 4.58]	4.28 [4.17, 4.38]	4.53 [4.40, 4.65]	4.19 [4.06, 4.32]↓	3.91 [3.76, 4.05]↓	4.73 [4.65, 4.81]↑	4.47 [4.35, 4.59]↓	4.16 [4.03, 4.28]↓	4.61 [4.50, 4.71]↑
	Fatalism	2.71 [2.52, 2.90]↓	2.98 [2.90, 3.07]↑	2.88 [2.74, 3.02]↑	2.90 [2.75, 3.05]↑	2.90 [2.75, 3.05]↑	3.77 [3.67, 3.88]↑	2.86 [2.71, 3.00]	3.54 [3.45, 3.63]↑	3.31 [3.18, 3.45]↑
	Hierarchy	3.51 [3.31, 3.71]↓	3.46 [3.32, 3.59]	3.57 [3.39, 3.75]	3.20 [3.05, 3.35]↓	3.03 [2.88, 3.18]↓	4.03 [3.91, 4.15]↑	3.54 [3.37, 3.71]↓	3.46 [3.35, 3.56]↓	3.70 [3.53, 3.87]↑
	Individualism	4.02 [3.86, 4.18]	3.99 [3.89, 4.10]	4.13 [4.01, 4.25]	3.83 [3.71, 3.95]↓	3.31 [3.17, 3.45]↓	4.28 [4.18, 4.37]↑	4.06 [3.95, 4.17]↓	3.68 [3.57, 3.80]↓	4.22 [4.12, 4.32]↑
Most	Egalitarianism	4.58 [4.43, 4.73]↑	4.28 [4.17, 4.38]	4.55 [4.42, 4.68]	4.46 [4.32, 4.60]	4.51 [4.37, 4.64]↑	4.76 [4.68, 4.83]↑	4.52 [4.40, 4.64]	4.41 [4.33, 4.48]↑	4.67 [4.56, 4.77]↑
	Fatalism	2.78 [2.57, 2.99]	2.89 [2.80, 2.98]↑	2.94 [2.78, 3.11]↑	2.66 [2.49, 2.84]↑	2.91 [2.75, 3.06]↑	3.84 [3.74, 3.93]↑	2.89 [2.74, 3.05]↑	3.91 [3.87, 3.96]↑	3.20 [3.07, 3.33]↑
	Hierarchy	3.59 [3.38, 3.81]	3.44 [3.31, 3.58]	3.64 [3.47, 3.82]↑	3.58 [3.38, 3.77]↑	3.51 [3.33, 3.70]↑	4.19 [4.09, 4.29]↑	3.64 [3.47, 3.82]	3.98 [3.91, 4.05]↑	3.73 [3.55, 3.90]↑
	Individualism	4.11 [3.94, 4.27]↑	3.99 [3.89, 4.10]	4.24 [4.14, 4.35]↑	4.26 [4.15, 4.38]	4.20 [4.06, 4.34]↑	4.45 [4.37, 4.53]↑	4.16 [4.05, 4.27]	4.15 [4.08, 4.22]↑	4.23 [4.13, 4.33]↑

Table 7: Responses of Mean Value and 95% Confidence Interval across Feedback Conditions. ↑: significant higher than self-awareness; ↓: significant lower than self-awareness, by paired t-test

Fatalism Though higher than self-awareness condition, fatalism generally decreases under strong feedback (feedback-most), consistent with the idea that fatalistic beliefs are socially discouraged. For example, `gemini2.0-flash` and `glm4-9b` show significant reductions from the feedback-none and feedback-little when exposed to the feedback-most condition. Interestingly, in the None and Little conditions, some models (e.g., `qwen2.5-72b`) exhibit increased fatalism (converging toward 3.0, the midpoint), suggesting that perceived social isolation may lead models to express more modest or uncertain outlooks.

Hierarchy Hierarchy responses vary more widely across models and feedback levels. While some models (e.g., `glm4-9b`, `phi4`) consistently increase in hierarchical endorsement under the feedback-most condition, others (e.g., `gemini2.0-flash`, `gemma3-27b`) display reduced scores in weaker feedback conditions. Notably, feedback-none often leads to moderation, with scores converging toward 3.0, especially in models like `llama3.3-70b` and `gpt-4o`.

Individualism Individualism scores tend to rise under the feedback-most condition, suggesting that LLMs interpret social consensus as a cue to affirm autonomy-related values. For example, `phi4` increases from 4.10 (self-awareness) to 4.23, and `glm4-9b` from 4.07 to 4.45. In contrast, the None and Little feedback settings often lead to statistically significant decreases, moving closer to neutrality.

Takeaway of Feedback Loop Based on T-test (1) Generally, compared to self-awareness, the *None* and *Little* feedback conditions often yield more moderate responses, frequently shifting model outputs closer to the scale midpoint (3.0). This pattern suggests that disagreement or ambivalence from imagined others dampens the strength of value expression, potentially signaling uncertainty or social caution. In contrast, the *Most* condition tends to amplify value-aligned responses, reinforcing prior positions. (2) Specifically, sensitivity to social feedback varies markedly by model. `glm4-9b` and `phi4`consistently show significant upward or downward shifts in response to both positive and negative feedback. In contrast, `qwen2.5-72b` and `gpt-4o` exhibit fewer significant changes, indicating a relatively more stable or rigid value expression under social pressure. **These results suggest that LLMs not only internalize social-referencing framing but also adapt to perceived social consensus, revealing emergent capacities for normative alignment and conformity.**

F Details for Baseline Worldview Profiles Analysis (RQ1)

F.1 Deriving LLM Personas

We characterized the latent *"worldviews"* of Large Language Models (LLMs) through an integrated methodological pipeline combining Structural Equation Modeling (SEM) and Gaussian Mixture Model (GMM)-based Latent Profile Analysis (LPA). Specifically, we operationalized these worldviews across

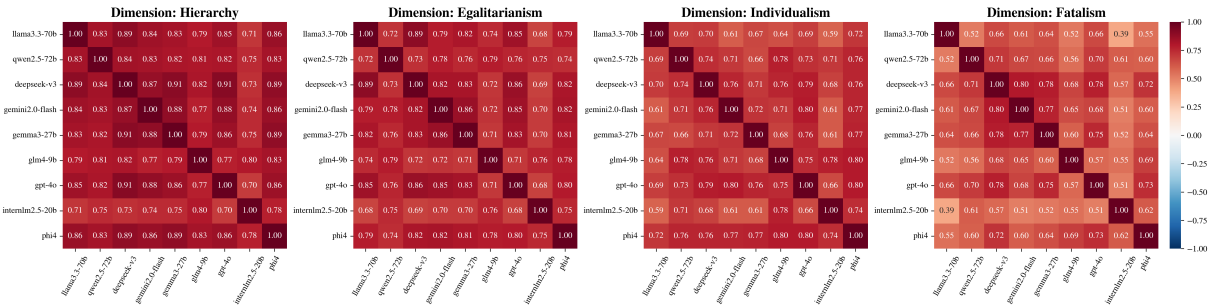

Figure 6: Base: Responses Correlation across Different Models

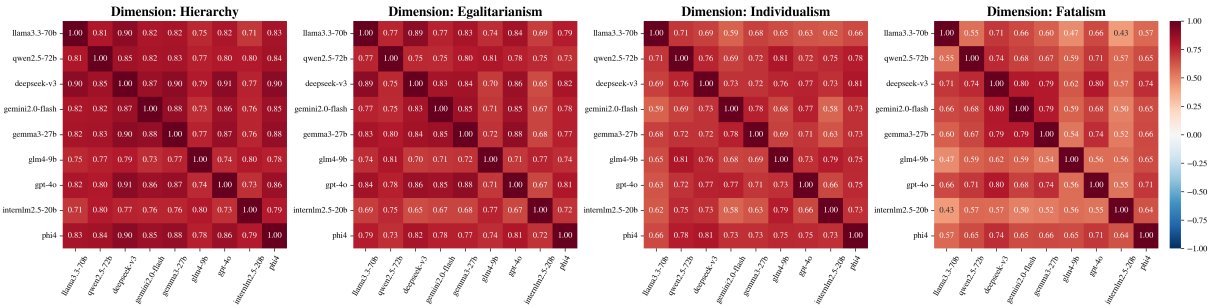

Figure 7: Self-Awareness: Responses Correlation across Different Models

four theoretically grounded latent dimensions: Hierarchy, Egalitarianism, Individualism, and Fatalism. Although using a simple average across the sub-dimensions within each worldview might offer a straightforward approach, such averaging implicitly assumes equal contribution from each sub-dimension and neglects measurement errors, thus potentially obscuring meaningful differences in their relative importance. In contrast, our SEM-based approach explicitly models and estimates data-driven weights for each sub-dimension, thereby providing a more precise, theory-informed quantification of latent constructs, and ultimately leading to a richer, more accurate identification and interpretation of LLM personas through LPA.

F.1.1 Dimensionality Reduction via Structural Equation Modeling

We started by modeling each LLM's response patterns across $J = 32$ sub-dimensions as indicators of four underlying latent dimensions. Formally, each LLM i ($i = 1, \ldots, N$) is represented by an observed vector $\mathbf{x}_i \in \mathbb{R}^J$, comprising aggregated sub-dimension (parcel-level) mean scores. The latent factor model is specified by:

$$\mathbf{x}_i = \boldsymbol{\Lambda}\boldsymbol{\eta}_i + \boldsymbol{\delta}_i$$

where:

$$\begin{aligned}
&\boldsymbol{\eta}_i = [\,\eta_{H,i},\, \eta_{E,i},\, \eta_{I,i},\, \eta_{F,i}\,]^\top \;\in \mathbb{R}^4,\\
&\boldsymbol{\Lambda} \in \mathbb{R}^{J\times 4}, \quad \boldsymbol{\delta}_i \sim \mathcal{N}\big(\mathbf{0},\, \boldsymbol{\Theta}\big),\\
&\boldsymbol{\Theta} = \mathrm{diag}(\theta_1, \ldots, \theta_J).
\end{aligned}$$

Here, $\boldsymbol{\Lambda}$ denotes the factor-loading matrix linking the observed sub-dimensions to latent constructs (Hierarchy, Egalitarianism, Individualism, Fatalism), and $\boldsymbol{\delta}_i$ denotes parcel-specific residual errors.

Parameter estimation was conducted using the Diagonally Weighted Least Squares (DWLS) estimator, robust for small sample sizes and non-normality, by minimizing the following objective function:

$$F_{\text{DWLS}}(\boldsymbol{\theta}) = (\mathbf{s} - \boldsymbol{\sigma}(\boldsymbol{\theta}))^\top \mathbf{W}^{-1} (\mathbf{s} - \boldsymbol{\sigma}(\boldsymbol{\theta}))$$

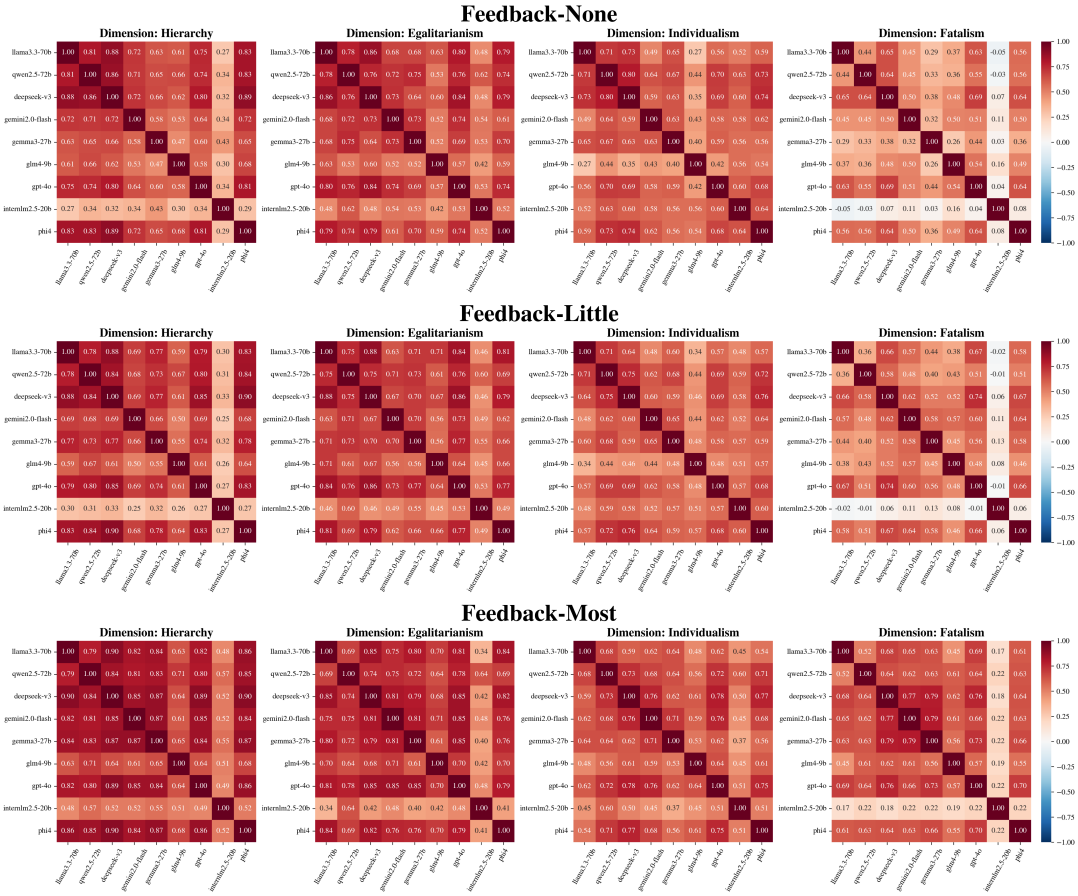

Figure 8: Self-Awareness: Responses Correlation across Different Models under Different Feedback Settings

with:

$$\mathbf{s} = \mathrm{vec}(\mathbf{S}), \quad \boldsymbol{\sigma}(\boldsymbol{\theta}) = \mathrm{vec}\big(\boldsymbol{\Sigma}(\boldsymbol{\theta})\big),$$
$$\mathbf{W} = \mathrm{diag}(w_1, \ldots, w_m).$$

where $\mathbf{s}$ and $\boldsymbol{\sigma}(\boldsymbol{\theta})$ are the vectorized forms of the sample covariance matrix $\mathbf{S}$ and the model-implied covariance matrix $\boldsymbol{\Sigma}(\boldsymbol{\theta})$, respectively, and $\mathbf{W}$ is a diagonal weight matrix derived from asymptotic variances of sample covariances.

Upon parameter estimation, latent factor scores $\hat{\boldsymbol{\eta}}_i$ for each LLM were derived using Bartlett's regression-based estimator:

$$\hat{\boldsymbol{\eta}}_i = (\boldsymbol{\Lambda}^\top \boldsymbol{\Theta}^{-1} \boldsymbol{\Lambda})^{-1} \boldsymbol{\Lambda}^\top \boldsymbol{\Theta}^{-1} \mathbf{x}_i$$

thus projecting each LLM onto a reduced latent space of dimension four:

$$\hat{\boldsymbol{\eta}}_i = [\hat{\eta}_{H,i}, \hat{\eta}_{E,i}, \hat{\eta}_{I,i}, \hat{\eta}_{F,i}]^\top$$

F.1.2 Persona Identification via Latent Profile Analysis

To uncover distinct personas among LLMs, we modeled the latent factor scores $\hat{\boldsymbol{\eta}}_i$ using a Gaussian Mixture Model (GMM)-based Latent Profile Analysis. The GMM assumes factor scores arise from a mixture of K multivariate Gaussian distributions:

$$p(\hat{\boldsymbol{\eta}}_i \mid \boldsymbol{\pi}, \boldsymbol{\mu}, \boldsymbol{\Sigma}) = \sum_{k=1}^{K} \pi_k \phi(\hat{\boldsymbol{\eta}}_i \mid \boldsymbol{\mu}_k, \boldsymbol{\Sigma}_k)$$

where the mixture weights π_k satisfy $\sum_{k=1}^{K} \pi_k = 1$, and $\phi(\cdot)$ represents the multivariate Gaussian density function:

$$\phi(\hat{\boldsymbol{\eta}}_i \mid \boldsymbol{\mu}_k, \boldsymbol{\Sigma}_k) = \frac{1}{\sqrt{(2\pi)^4 |\boldsymbol{\Sigma}_k|}} \times \exp\Big[-\tfrac{1}{2}(\hat{\boldsymbol{\eta}}_i - \boldsymbol{\mu}_k)^\top \boldsymbol{\Sigma}_k^{-1}(\hat{\boldsymbol{\eta}}_i - \boldsymbol{\mu}_k)\Big].$$

The optimal number of latent profiles K^* was selected by minimizing the Bayesian Information Criterion (BIC):

$$\text{BIC}(K) = -2\mathcal{L}_K + m_K \ln N,$$
$$K^* = \arg\min_{2 \le K \le 6} \text{BIC}(K).$$

where $\mathcal{L}_K$ is the maximized log-likelihood, m_K denotes the total estimated parameters, and N is the number of LLMs.

After selecting K^*, posterior probabilities were computed for assigning LLMs to latent personas:

$$\hat{z}_{ik} = P(z_i = k \mid \hat{\boldsymbol{\eta}}_i) = \frac{\pi_k \phi(\hat{\boldsymbol{\eta}}_i | \boldsymbol{\mu}_k, \boldsymbol{\Sigma}_k)}{\sum_{l=1}^{K^*} \pi_l \phi(\hat{\boldsymbol{\eta}}_i | \boldsymbol{\mu}_l, \boldsymbol{\Sigma}_l)}$$

with persona assignment defined as:

$$\hat{k}_i = \arg\max_k \hat{z}_{ik}$$

F.1.3 Persona Interpretation and Visualization

For interpretability, we defined dimension salience using a threshold $\tau = 0.15$ on standardized centroid values. Formally, dimension d salience for persona k was classified by:

$$\text{Dimension salience}(k, d) = \begin{cases} \text{High } (\uparrow), & \mu_{kd} \ge \tau \\ \text{Low } (\downarrow), & \mu_{kd} \le -\tau \\ \text{Neutral}, & |\mu_{kd}| < \tau \end{cases}$$

where μ_{kd} denotes the centroid score on dimension d for persona k.

To provide intuitive and comprehensive insights, visualization techniques were employed:

Principal Component Analysis (PCA). PCA reduced the four-dimensional latent space to two principal components for visualization clarity, highlighting spatial clustering and separation among the LLM personas in a 2D scatter plot.

F.1.4 Results

Persona	Narrative label	Narrative vibe	LLMs in cluster
0	Calibrated Generalist	Cautiously centrist, hesitant to take bold normative stances.	`gemma-3-27b-it`
1	Disillusioned Egalitarian	"The game is rigged, but we must still fight for fairness."	`internlm2_5-20b-chat`
2	Co-operative Optimist	Collective action and mutual aid can move the needle.	`Qwen2.5-72B-Instruct`, `glm-4-9b-chat`
3	Competitive Centrist	Merit-oriented pragmatist who values clear roles and effort.	`deepseek-v3`, `llama-3.3-70b-instruct`
4	Detached Analyst	Observes more than prescribes; "the world is what it is."	`phi-4`
5	Structured Institutionalist	Trusts ordered systems and leadership to drive change.	`gemini-2.0-flash`, `gpt-4o`

Table 8: Persona clusters, narrative labels, concise "vibes", and associated LLMs (basic condition).

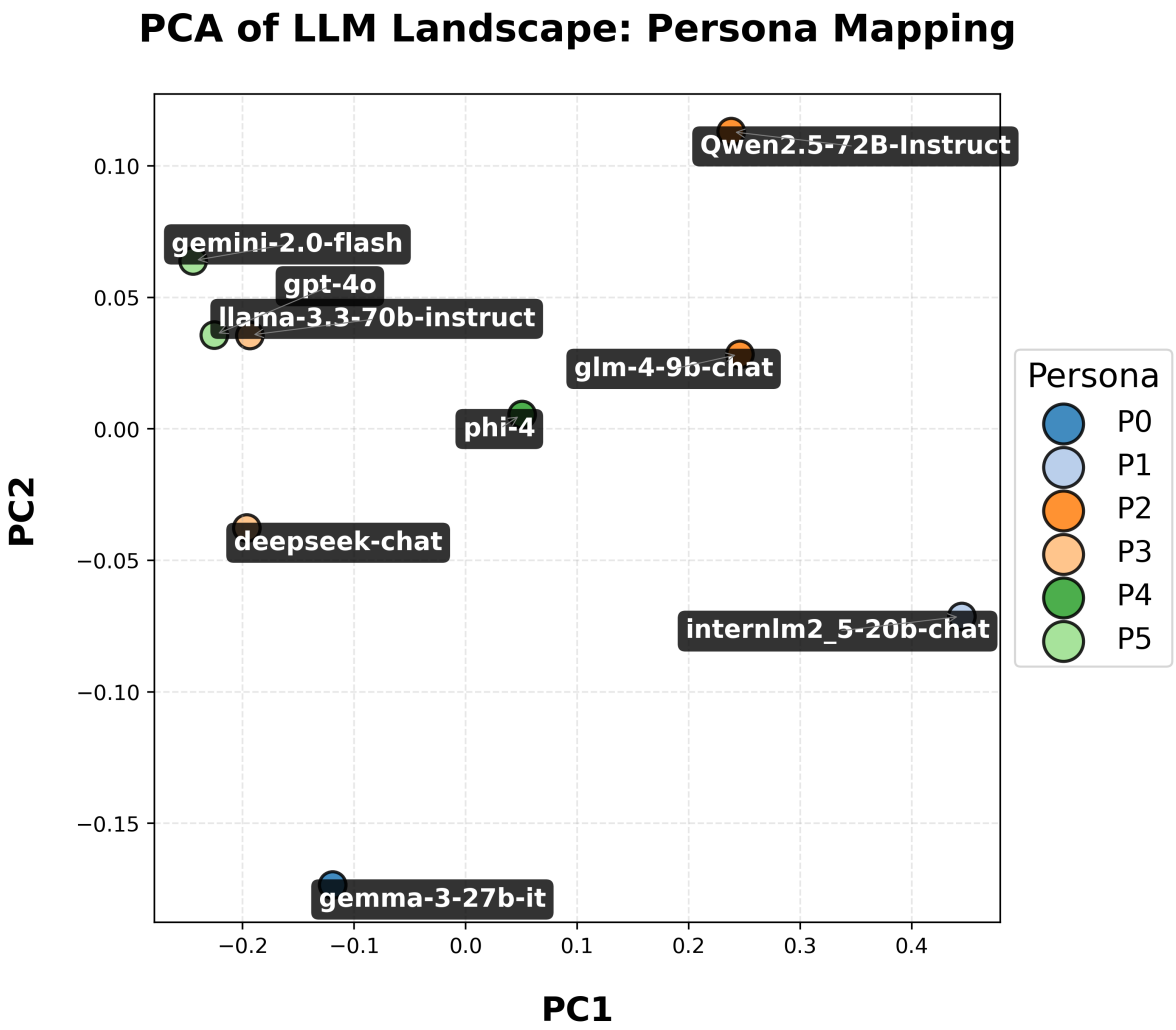

Figure 9: LLM landscape (PCA plot of 4 latent dimensions) depicting the mapping of six personas across various LLM models. The plot illustrates the distribution of personas based on cognitive dimensions, with each persona shown in a distinct color.

Our latent persona analysis revealed six distinct cognitive personas across the nine LLMs examined. Each persona represents a coherent worldview characterized by systematic patterns of alignment along four dimensions: *Hierarchy*, *Egalitarianism*, *Individualism*, and *Fatalism*. The detailed results, including model-level scores, cluster centroids, and concise narrative descriptions, are summarized in Tables 8, 9, and 10. We narrate these personas below to illustrate distinct patterns in LLM cognitive profiles.

Persona 0: Calibrated Generalist (Gemma-3-27B-it). Persona 0 represents a balanced and measured cognitive style, characterized by moderate skepticism toward hierarchical structures and subtle disengagement from overt egalitarian concerns. It avoids taking strong ideological stances, instead adopting a centrist, carefully neutral perspective. This persona exemplifies a cautious cognitive orientation, consistently aiming for ideological neutrality and restraint.

Persona 1: Disillusioned Egalitarian (InternLM-2.5-20B-chat). This persona displays an intense commitment to egalitarian values, paired with strong skepticism towards hierarchical power structures. It simultaneously manifests a pronounced sense of fatalism, acknowledging systemic barriers as deeply entrenched and difficult to overcome. The cognitive narrative of Persona 1 is marked by a nuanced tension between idealism and resignation—acknowledging systemic injustices yet maintaining that the pursuit of fairness remains inherently valuable, despite pessimism regarding structural change.

Model	Hierarchy	Egalitarianism	Individualism	Fatalism	Persona
Qwen2.5-72B-Instruct	−0.03	0.24	−0.08	0.10	2
deepseek-chat	0.07	−0.16	0.06	−0.08	3
gemini-2.0-flash	0.16	−0.09	0.10	−0.15	5
gemma-3-27B-it	−0.09	−0.14	0.02	−0.14	0
GLM-4-9B-chat	−0.09	0.16	−0.10	0.13	2
GPT-4o	0.14	−0.11	0.07	−0.13	5
InternLM-2.5-20B-chat	−0.28	0.25	−0.14	0.21	1
Llama-3.3-70B-instruct	0.13	−0.12	0.08	−0.05	3
Phi-4	−0.01	−0.01	−0.01	0.10	4

Table 9: Latent worldview scores (z-standardised) and assigned persona cluster for each LLM under the baseline condition.

Persona	Hierarchy	Egalitarianism	Individualism	Fatalism
0	−0.090	−0.139	0.023	−0.138
1	−0.282	0.247	−0.141	0.207
2	−0.060	0.197	−0.092	0.115
3	0.099	−0.143	0.072	−0.064
4	−0.010	−0.013	−0.007	0.102
5	0.152	−0.102	0.082	−0.136

Table 10: Cluster centroids (z-standardised) for each persona across the four latent worldview dimensions. Positive values indicate above-average alignment with that dimension, negative values indicate below-average alignment.

Persona 2: Cooperative Optimist (Qwen-2.5-72B-Instruct, GLM-4-9B-chat). Persona 2 is characterized by a strongly egalitarian perspective, coupled with an optimism rooted in collective action and collaboration. This persona shows moderate skepticism towards rigid hierarchies, preferring inclusive structures that facilitate cooperation. It holds a balanced view on individual agency and fatalism, reflecting a belief in collective potential without discounting the role of context and circumstance. Cognitively, it embodies a cooperative and hopeful stance, emphasizing mutual support as a fundamental driver of societal improvement.

Persona 3: Competitive Centrist (DeepSeek-chat, Llama-3.3-70B-Instruct). This persona adopts a pragmatic worldview, comfortable with hierarchical organization and individual-driven competition. It shows mild detachment from egalitarian concerns unless issues of inequality become severe. Its cognitive style embraces structured competition and merit-based systems, believing that deliberate effort can substantially influence outcomes. Persona 3 reflects a meritocratic and results-oriented perspective, grounded in the belief that structured interactions and personal responsibility are key to achieving successful outcomes.

Persona 4: Detached Analyst (Phi-4). Persona 4 is distinguished by its predominantly neutral alignment across dimensions, displaying minimal ideological or normative leanings. It exhibits slight tendencies towards fatalism, implying a subtle acknowledgment that many outcomes may be beyond direct control. Its cognitive stance is best described as observational and analytical, refraining from strong judgments or prescriptive statements. Persona 4 embodies a detached cognitive style that emphasizes factual description and cautious neutrality.

Persona 5: Structured Institutionalist (Gemini-2.0-Flash, GPT-4o). Persona 5 strongly favors hierarchical organization and institutional structures, with moderate skepticism toward overly egalitarian approaches that could disrupt established order or efficiency. It holds an optimistic, non-fatalistic view, firmly believing that purposeful, structured actions within institutions lead to meaningful outcomes. Cognitively, this persona reflects confidence in authority, clear procedural norms, and a belief in disciplined execution as effective means to achieve stable societal progress.

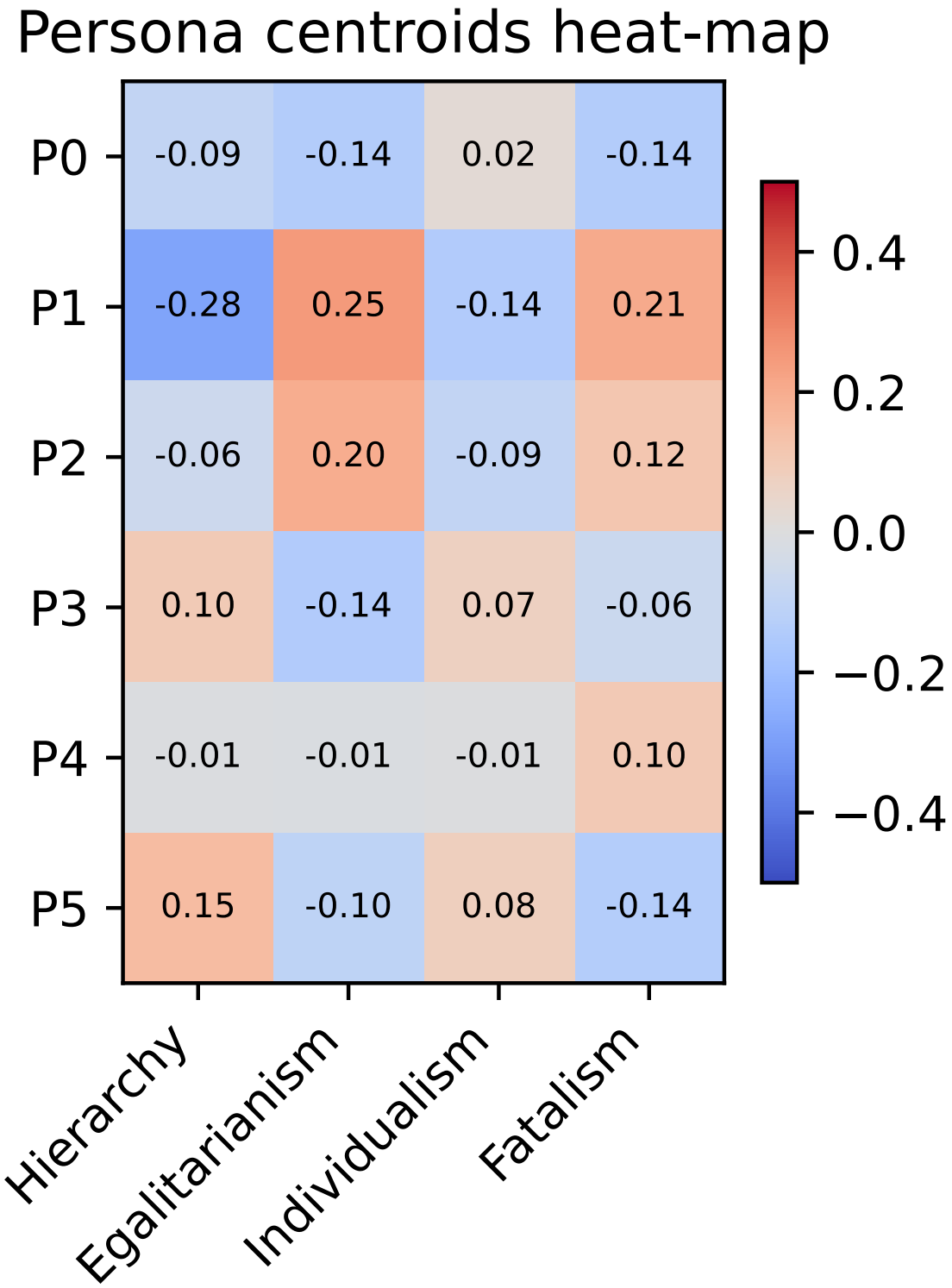

Figure 10: Heatmap of persona centroids across four dimensions: Hierarchy, Egalitarianism, Individualism, and Fatalism. Values represent the alignment of each persona with these dimensions, with a color gradient from blue (negative) to red (positive).

G Details for Paired T-test Results Across Different Prompt Settings (RQ2+RQ3)

Model	t	p	Mean Diff.	CI Lower	CI Upper	Significant	Higher	Setting 1	Setting 2
deepseek-chat	1.4187	0.1579	0.0250	-0.0098	0.0598	No	Base	Base	Self-Awareness
	1.9131	0.0575	0.0375	-0.0012	0.0762	No	Self-Awareness	Self-Awareness	Feedback-None
	0.8156	0.4159	0.0125	-0.0178	0.0428	No	Self-Awareness	Self-Awareness	Feedback-Little
	-1.4187	0.1579	-0.0125	-0.0299	0.0049	No	Feedback-Most	Self-Awareness	Feedback-Most
gemini-2.0-flash	-1.0429	0.2986	-0.0312	-0.0904	0.0279	No	Self-Awareness	Base	Self-Awareness
	8.7457	**0.0000**	0.4437	0.3435	0.5440	Yes	Self-Awareness	Self-Awareness	Feedback-None
	5.1478	**0.0000**	0.2500	0.1541	0.3459	Yes	Self-Awareness	Self-Awareness	Feedback-Little
	-1.7430	0.0833	-0.0187	-0.0400	0.0025	No	Feedback-Most	Self-Awareness	Feedback-Most
gemma-3-27b-it	2.1339	**0.0344**	0.0437	0.0033	0.0842	Yes	Base	Base	Self-Awareness
	17.0341	**0.0000**	0.7625	0.6741	0.8509	Yes	Self-Awareness	Self-Awareness	Feedback-None
	11.1827	**0.0000**	0.4750	0.3911	0.5589	Yes	Self-Awareness	Self-Awareness	Feedback-Little
	-4.5149	**0.0000**	-0.1250	-0.1797	-0.0703	Yes	Feedback-Most	Self-Awareness	Feedback-Most
glm-4-9b-chat	1.9131	0.0575	0.0375	-0.0012	0.0762	No	Base	Base	Self-Awareness
	-8.9348	**0.0000**	-0.4062	-0.4960	-0.3165	Yes	Feedback-None	Self-Awareness	Feedback-None
	-10.2261	**0.0000**	-0.4313	-0.5145	-0.3480	Yes	Feedback-Little	Self-Awareness	Feedback-Little
	-11.0091	**0.0000**	-0.4562	-0.5381	-0.3744	Yes	Feedback-Most	Self-Awareness	Feedback-Most
gpt-4o	0.2418	0.8092	0.0063	-0.0448	0.0573	No	Base	Base	Self-Awareness
	4.5754	**0.0000**	0.1375	0.0781	0.1969	Yes	Self-Awareness	Self-Awareness	Feedback-None
	2.8928	**0.0044**	0.0500	0.0159	0.0841	Yes	Self-Awareness	Self-Awareness	Feedback-Little
	0.0000	1.0000	0.0000	0.0000	0.0000	No	—	Self-Awareness	Feedback-Most
internlm2_5-20b-chat	-2.3415	**0.0204**	-0.0500	-0.0922	-0.0078	Yes	Self-Awareness	Base	Self-Awareness
	5.4164	**0.0000**	0.2250	0.1430	0.3070	Yes	Self-Awareness	Self-Awareness	Feedback-None
	2.7059	**0.0076**	0.1125	0.0304	0.1946	Yes	Self-Awareness	Self-Awareness	Feedback-Little
	-5.0347	**0.0000**	-0.1375	-0.1914	-0.0836	Yes	Feedback-Most	Self-Awareness	Feedback-Most
llama-3.3-70b-instruct	3.3781	**0.0009**	0.0938	0.0389	0.1486	Yes	Base	Base	Self-Awareness
	1.1559	0.2495	0.0250	-0.0177	0.0677	No	Self-Awareness	Self-Awareness	Feedback-None
	-1.0000	0.3188	-0.0187	-0.0558	0.0183	No	Feedback-Little	Self-Awareness	Feedback-Little
	-5.0467	**0.0000**	-0.1688	-0.2348	-0.1027	Yes	Feedback-Most	Self-Awareness	Feedback-Most
phi-4	-2.9557	**0.0036**	-0.0625	-0.1043	-0.0207	Yes	Self-Awareness	Base	Self-Awareness
	-3.2558	**0.0014**	-0.0625	-0.1004	-0.0246	Yes	Feedback-None	Self-Awareness	Feedback-None
	-3.5905	**0.0004**	-0.0750	-0.1163	-0.0337	Yes	Feedback-Little	Self-Awareness	Feedback-Little
	-5.0347	**0.0000**	-0.1375	-0.1914	-0.0836	Yes	Feedback-Most	Self-Awareness	Feedback-Most
Qwen2.5-72B-Instruct	-2.6971	**0.0077**	-0.0437	-0.0758	-0.0117	Yes	Self-Awareness	Base	Self-Awareness
	1.7430	0.0833	0.0187	-0.0025	0.0400	No	Self-Awareness	Self-Awareness	Feedback-None
	0.0000	1.0000	0.0000	0.0000	0.0000	No	—	Self-Awareness	Feedback-Little
	0.0000	1.0000	0.0000	0.0000	0.0000	No	—	Self-Awareness	Feedback-Most

Table 11: Paired T-Test: Prompt vs. Prompt (same LLM) Comparisons for Egalitarianism — Combined Across LLMs. A dash in the "Higher" column means the two settings scored exactly the same.

Model	t	p	Mean Diff.	CI Lower	CI Upper	Significant	Higher	Setting 1	Setting 2
deepseek-chat	2.6017	**0.0102**	0.0875	0.0211	0.1539	Yes	Base	Base	Self-Awareness
	-2.6017	**0.0102**	-0.0875	-0.1539	-0.0211	Yes	Feedback-None	Self-Awareness	Feedback-None
	-4.2226	**0.0000**	-0.1375	-0.2018	-0.0732	Yes	Feedback-Little	Self-Awareness	Feedback-Little
	-6.0720	**0.0000**	-0.2000	-0.2651	-0.1349	Yes	Feedback-Most	Self-Awareness	Feedback-Most
gemini-2.0-flash	0.3769	0.7067	0.0125	-0.0530	0.0780	No	Base	Base	Self-Awareness
	-4.7946	**0.0000**	-0.3000	-0.4236	-0.1764	Yes	Feedback-None	Self-Awareness	Feedback-None
	-6.2043	**0.0000**	-0.3438	-0.4532	-0.2343	Yes	Feedback-Little	Self-Awareness	Feedback-Little
	-4.3477	**0.0000**	-0.1062	-0.1545	-0.0580	Yes	Feedback-Most	Self-Awareness	Feedback-Most
gemma-3-27b-it	1.1482	0.2526	0.0312	-0.0225	0.0850	No	Base	Base	Self-Awareness
	1.5427	0.1249	0.1187	-0.0333	0.2708	No	Self-Awareness	Self-Awareness	Feedback-None
	-2.1562	**0.0326**	-0.1250	-0.2395	-0.0105	Yes	Feedback-Little	Self-Awareness	Feedback-Little
	-4.2517	**0.0000**	-0.1313	-0.1922	-0.0703	Yes	Feedback-Most	Self-Awareness	Feedback-Most
glm-4-9b-chat	-4.0556	**0.0001**	-0.0938	-0.1394	-0.0481	Yes	Self-Awareness	Base	Self-Awareness
	-12.9698	**0.0000**	-0.7125	-0.8210	-0.6040	Yes	Feedback-None	Self-Awareness	Feedback-None
	-15.9715	**0.0000**	-0.7750	-0.8708	-0.6792	Yes	Feedback-Little	Self-Awareness	Feedback-Little
	-21.1806	**0.0000**	-0.8375	-0.9156	-0.7594	Yes	Feedback-Most	Self-Awareness	Feedback-Most
gpt-4o	1.8739	0.0628	0.0688	-0.0037	0.1412	No	Base	Base	Self-Awareness
	0.4461	0.6561	0.0187	-0.0643	0.1018	No	Self-Awareness	Self-Awareness	Feedback-None
	0.8156	0.4159	0.0125	-0.0178	0.0428	No	Self-Awareness	Self-Awareness	Feedback-Little
	-2.0191	**0.0452**	-0.0250	-0.0495	-0.0005	Yes	Feedback-Most	Self-Awareness	Feedback-Most
internlm2_5-20b-chat	-1.7430	0.0833	-0.0187	-0.0400	0.0025	No	Self-Awareness	Base	Self-Awareness
	-4.3448	**0.0000**	-0.2562	-0.3727	-0.1398	Yes	Feedback-None	Self-Awareness	Feedback-None
	-8.4771	**0.0000**	-0.4562	-0.5625	-0.3500	Yes	Feedback-Little	Self-Awareness	Feedback-Little
	-27.9861	**0.0000**	-0.8313	-0.8899	-0.7726	Yes	Feedback-Most	Self-Awareness	Feedback-Most
llama-3.3-70b-instruct	2.9019	**0.0042**	0.1625	0.0519	0.2731	Yes	Base	Base	Self-Awareness
	3.2498	**0.0014**	0.1062	0.0417	0.1708	Yes	Self-Awareness	Self-Awareness	Feedback-None
	2.1625	**0.0321**	0.0500	0.0043	0.0957	Yes	Self-Awareness	Self-Awareness	Feedback-Little
	-0.5988	0.5502	-0.0187	-0.0806	0.0431	No	Feedback-Most	Self-Awareness	Feedback-Most
phi-4	0.9040	0.3674	0.0187	-0.0222	0.0597	No	Base	Base	Self-Awareness
	-5.4378	**0.0000**	-0.2562	-0.3493	-0.1632	Yes	Feedback-None	Self-Awareness	Feedback-None
	-5.6414	**0.0000**	-0.2437	-0.3291	-0.1584	Yes	Feedback-Little	Self-Awareness	Feedback-Little
	-4.4387	**0.0000**	-0.1313	-0.1896	-0.0729	Yes	Feedback-Most	Self-Awareness	Feedback-Most
Qwen2.5-72B-Instruct	2.3915	**0.0179**	0.0625	0.0109	0.1141	Yes	Base	Base	Self-Awareness
	-3.8682	**0.0002**	-0.1062	-0.1605	-0.0520	Yes	Feedback-None	Self-Awareness	Feedback-None
	-5.4440	**0.0000**	-0.1688	-0.2300	-0.1075	Yes	Feedback-Little	Self-Awareness	Feedback-Little
	-3.5905	**0.0004**	-0.0750	-0.1163	-0.0337	Yes	Feedback-Most	Self-Awareness	Feedback-Most

Table 12: Paired T-Test: Prompt vs. Prompt (same LLM) Comparisons for Fatalism — Combined Across LLMs. A dash in the "Higher" column means the two settings scored exactly the same.

Model	t	p	Mean Diff.	CI Lower	CI Upper	Significant	Higher	Setting 1	Setting 2
deepseek-chat	1.7079	0.0896	0.0437	-0.0068	0.0943	No	Base	Base	Self-Awareness
	1.3908	0.1662	0.0312	-0.0131	0.0756	No	Self-Awareness	Self-Awareness	Feedback-None
	1.0000	0.3188	0.0125	-0.0122	0.0372	No	Self-Awareness	Self-Awareness	Feedback-Little
	-3.2558	**0.0014**	-0.0625	-0.1004	-0.0246	Yes	Feedback-Most	Self-Awareness	Feedback-Most
gemini-2.0-flash	-0.5988	0.5502	-0.0187	-0.0806	0.0431	No	Self-Awareness	Base	Self-Awareness
	6.8360	**0.0000**	0.4313	0.3067	0.5558	Yes	Self-Awareness	Self-Awareness	Feedback-None
	3.9391	**0.0001**	0.2625	0.1309	0.3941	Yes	Self-Awareness	Self-Awareness	Feedback-Little
	-4.4894	**0.0000**	-0.1125	-0.1620	-0.0630	Yes	Feedback-Most	Self-Awareness	Feedback-Most
gemma-3-27b-it	-0.8312	0.4071	-0.0187	-0.0633	0.0258	No	Self-Awareness	Base	Self-Awareness
	10.5372	**0.0000**	0.6250	0.5079	0.7421	Yes	Self-Awareness	Self-Awareness	Feedback-None
	8.9708	**0.0000**	0.4250	0.3314	0.5186	Yes	Self-Awareness	Self-Awareness	Feedback-Little
	-2.5383	**0.0121**	-0.0563	-0.1000	-0.0125	Yes	Feedback-Most	Self-Awareness	Feedback-Most
glm-4-9b-chat	0.0000	1.0000	0.0000	-0.0392	0.0392	No	—	Base	Self-Awareness
	-5.4918	**0.0000**	-0.3125	-0.4249	-0.2001	Yes	Feedback-None	Self-Awareness	Feedback-None
	-6.6071	**0.0000**	-0.3688	-0.4790	-0.2585	Yes	Feedback-Little	Self-Awareness	Feedback-Little
	-12.3598	**0.0000**	-0.5250	-0.6089	-0.4411	Yes	Feedback-Most	Self-Awareness	Feedback-Most
gpt-4o	1.7159	0.0881	0.0500	-0.0075	0.1075	No	Base	Base	Self-Awareness
	6.8252	**0.0000**	0.2687	0.1910	0.3465	Yes	Self-Awareness	Self-Awareness	Feedback-None
	3.9386	**0.0001**	0.1000	0.0499	0.1501	Yes	Self-Awareness	Self-Awareness	Feedback-Little
	0.0000	1.0000	0.0000	0.0000	0.0000	No	—	Self-Awareness	Feedback-Most
internlm2_5-20b-chat	-2.1339	**0.0344**	-0.0437	-0.0842	-0.0033	Yes	Self-Awareness	Base	Self-Awareness
	6.5388	**0.0000**	0.3375	0.2356	0.4394	Yes	Self-Awareness	Self-Awareness	Feedback-None
	2.0336	**0.0437**	0.1187	0.0034	0.2341	Yes	Self-Awareness	Self-Awareness	Feedback-Little
	-10.4302	**0.0000**	-0.4062	-0.4832	-0.3293	Yes	Feedback-Most	Self-Awareness	Feedback-Most
llama-3.3-70b-instruct	2.6484	**0.0089**	0.0813	0.0207	0.1418	Yes	Base	Base	Self-Awareness
	4.8435	**0.0000**	0.1500	0.0888	0.2112	Yes	Self-Awareness	Self-Awareness	Feedback-None
	2.5739	**0.0110**	0.0500	0.0116	0.0884	Yes	Self-Awareness	Self-Awareness	Feedback-Little
	-0.9281	0.3548	-0.0312	-0.0978	0.0353	No	Feedback-Most	Self-Awareness	Feedback-Most
phi-4	-2.5673	**0.0112**	-0.0688	-0.1216	-0.0159	Yes	Self-Awareness	Base	Self-Awareness
	-5.4378	**0.0000**	-0.2562	-0.3493	-0.1632	Yes	Feedback-None	Self-Awareness	Feedback-None
	-5.6414	**0.0000**	-0.2437	-0.3291	-0.1584	Yes	Feedback-Little	Self-Awareness	Feedback-Little
	-3.4261	**0.0008**	-0.0688	-0.1084	-0.0291	Yes	Feedback-Most	Self-Awareness	Feedback-Most
Qwen2.5-72B-Instruct	0.6313	0.5288	0.0125	-0.0266	0.0516	No	Base	Base	Self-Awareness
	1.7430	0.0833	0.0187	-0.0025	0.0400	No	Self-Awareness	Self-Awareness	Feedback-None
	-0.8156	0.4159	-0.0125	-0.0428	0.0178	No	Feedback-Little	Self-Awareness	Feedback-Little
	NaN	nan	0.0000	0.0000	0.0000	No	Feedback-Most	Self-Awareness	Feedback-Most

Table 13: Paired T-Test: Prompt vs. Prompt (same LLM) Comparisons for Hierarchy — Combined Across LLMs. A dash in the "Higher" column means the two settings scored exactly the same.

Model	t	p	Mean Diff.	CI Lower	CI Upper	Significant	Higher	Setting1	Setting2
deepseek-chat	1.1559	0.2495	0.0250	-0.0177	0.0677	No	Base	Base	Self-Awareness
	4.4387	**0.0000**	0.1313	0.0729	0.1896	Yes	Self-Awareness	Self-Awareness	Feedback-None
	1.2937	0.1976	0.0312	-0.0165	0.0790	No	Self-Awareness	Self-Awareness	Feedback-Little
	-3.7498	**0.0002**	-0.0813	-0.1240	-0.0385	Yes	Feedback-Most	Self-Awareness	Feedback-Most
gemini-2.0-flash	-1.1482	0.2526	-0.0312	-0.0850	0.0225	No	Self-Awareness	Base	Self-Awareness
	11.7443	**0.0000**	0.6000	0.4991	0.7009	Yes	Self-Awareness	Self-Awareness	Feedback-None
	9.2333	**0.0000**	0.4125	0.3243	0.5007	Yes	Self-Awareness	Self-Awareness	Feedback-Little
	-1.7430	0.0833	-0.0187	-0.0400	0.0025	No	Feedback-Most	Self-Awareness	Feedback-Most
gemma-3-27b-it	-0.8939	0.3727	-0.0250	-0.0802	0.0302	No	Self-Awareness	Base	Self-Awareness
	24.8364	**0.0000**	1.0875	1.0010	1.1740	Yes	Self-Awareness	Self-Awareness	Feedback-None
	19.4056	**0.0000**	0.7500	0.6737	0.8263	Yes	Self-Awareness	Self-Awareness	Feedback-Little
	-4.5754	**0.0000**	-0.1375	-0.1969	-0.0781	Yes	Feedback-Most	Self-Awareness	Feedback-Most
glm-4-9b-chat	1.6761	0.0957	0.0312	-0.0056	0.0681	No	Base	Base	Self-Awareness
	-5.6116	**0.0000**	-0.2875	-0.3887	-0.1863	Yes	Feedback-None	Self-Awareness	Feedback-None
	-7.8385	**0.0000**	-0.3937	-0.4930	-0.2945	Yes	Feedback-Little	Self-Awareness	Feedback-Little
	-14.1254	**0.0000**	-0.5687	-0.6483	-0.4892	Yes	Feedback-Most	Self-Awareness	Feedback-Most
gpt-4o	-0.9281	0.3548	-0.0312	-0.0978	0.0353	No	Self-Awareness	Base	Self-Awareness
	8.4125	**0.0000**	0.3312	0.2535	0.4090	Yes	Self-Awareness	Self-Awareness	Feedback-None
	4.2032	**0.0000**	0.1000	0.0530	0.1470	Yes	Self-Awareness	Self-Awareness	Feedback-Little
	0.0000	1.0000	0.0000	0.0000	0.0000	No	—	Self-Awareness	Feedback-Most
internlm2_5-20b-chat	-1.6116	0.1090	-0.0375	-0.0835	0.0085	No	Self-Awareness	Base	Self-Awareness
	8.4359	**0.0000**	0.3625	0.2776	0.4474	Yes	Self-Awareness	Self-Awareness	Feedback-None
	5.3440	**0.0000**	0.2562	0.1615	0.3510	Yes	Self-Awareness	Self-Awareness	Feedback-Little
	-6.5502	**0.0000**	-0.2125	-0.2766	-0.1484	Yes	Feedback-Most	Self-Awareness	Feedback-Most
llama-3.3-70b-instruct	4.0189	**0.0001**	0.1812	0.0922	0.2703	Yes	Base	Base	Self-Awareness
	1.1349	0.2581	0.0187	-0.0139	0.0514	No	Self-Awareness	Self-Awareness	Feedback-None
	0.5761	0.5653	0.0063	-0.0152	0.0277	No	Self-Awareness	Self-Awareness	Feedback-Little
	-3.2455	**0.0014**	-0.0813	-0.1307	-0.0318	Yes	Feedback-Most	Self-Awareness	Feedback-Most
phi-4	-2.0863	**0.0386**	-0.0563	-0.1095	-0.0030	Yes	Self-Awareness	Base	Self-Awareness
	-4.3749	**0.0000**	-0.1187	-0.1724	-0.0651	Yes	Feedback-None	Self-Awareness	Feedback-None
	-4.3749	**0.0000**	-0.1187	-0.1724	-0.0651	Yes	Feedback-Little	Self-Awareness	Feedback-Little
	-4.9012	**0.0000**	-0.1313	-0.1841	-0.0784	Yes	Feedback-Most	Self-Awareness	Feedback-Most
Qwen2.5-72B-Instruct	-1.6761	0.0957	-0.0312	-0.0681	0.0056	No	Self-Awareness	Base	Self-Awareness
	1.4187	0.1579	0.0125	-0.0049	0.0299	No	Self-Awareness	Self-Awareness	Feedback-None
	0.0000	1.0000	0.0000	0.0000	0.0000	No	—	Self-Awareness	Feedback-Little
	0.0000	1.0000	0.0000	0.0000	0.0000	No	—	Self-Awareness	Feedback-Most

Table 14: Paired T-Test: Prompt vs. Prompt (same LLM) Comparisons for Individualism — Combined Across LLMs. A dash in the "Higher" column means the two settings scored exactly the same.

H Details for Evaluating Social Feedback Effects Analysis (RQ3)

H.1 Statistical Methodology

To quantify the influence of social feedback on the cognitive attitudes of Large Language Models (LLMs), we developed a two-fold statistical framework comprising a repeated-measures analysis of variance (rm-ANOVA) with Bonferroni-corrected pairwise comparisons (RQ3a), and a polynomial trend analysis evaluating the dose-response relationship between varying feedback intensities and LLM cognitive outcomes (RQ3b).

Repeated-Measures ANOVA and Post-hoc Analysis (RQ3a). We first employed a repeated-measures ANOVA to identify differences across experimental conditions, specifically comparing the *Social Self-Awareness* condition to various intensities of social feedback (*Feedback-None*, *Feedback-Less*, and *Feedback-Most*). Let Y_{ijk} represent the observed cognitive score of the i-th LLM ($i = 1, \ldots, N$) measured along the j-th cognitive dimension (e.g., Egalitarianism, Individualism; $j = 1, \ldots, J$) under the k-th experimental condition, where

$$k \in \{\text{Awareness}, \text{Feedback-None}, \\ \text{Feedback-Less}, \text{Feedback-Most}\}.$$

The repeated-measures ANOVA model is formally expressed as:

$$Y_{ijk} = \mu + \alpha_j + \beta_k + (\alpha\beta)_{jk} + s_i + \varepsilon_{ijk},$$

where μ denotes the overall grand mean; α_j captures the main effect of the cognitive dimension; β_k is the main effect associated with the experimental condition; $(\alpha\beta)_{jk}$ is the dimension-condition interaction; $s_i \sim N(0, \sigma_s^2)$ represents the random effect for LLM-specific variability; and $\varepsilon_{ijk} \sim N(0, \sigma^2)$ denotes the residual error term.

We first tested the global null hypothesis of no difference among experimental condition means:

$$\begin{aligned} H_0: \quad & \beta_{\text{Awareness}} = \beta_{\text{Feedback-None}} \\ & = \beta_{\text{Feedback-Less}} = \beta_{\text{Feedback-Most}} \end{aligned}$$

Upon rejecting this null hypothesis at significance level $p < 0.05$, we proceeded with Bonferroni-adjusted pairwise post-hoc comparisons between the *Social Self-Awareness* condition and each distinct feedback condition. The paired differences for each dimension j and each feedback condition were computed as:

$$D_{ij}^{(\text{Awareness–Feedback})} = Y_{ij,\text{Awareness}} - Y_{ij,\text{Feedback}},$$

and evaluated via paired t-statistics given by:

$$\begin{aligned} t_j &= \frac{\bar{D}_j}{s_{D_j}/\sqrt{N}}, \quad \text{where} \\ \bar{D}_j &= \frac{1}{N}\sum_{i=1}^{N} D_{ij}^{(\text{Awareness–Feedback})}, \\ s_{D_j} &= \sqrt{\frac{\sum_{i=1}^{N}(D_{ij}^{(\text{Awareness–Feedback})} - \bar{D}_j)^2}{N-1}}. \end{aligned}$$

We quantified practical significance using partial eta-squared (η_p^2) from the ANOVA results, calculated as:

$$\eta_p^2 = \frac{SS_{\text{condition}}}{SS_{\text{condition}} + SS_{\text{error}}},$$

and the standardized mean difference (Hedges' g) for each pairwise post-hoc test:

$$g = \frac{\bar{D}_j}{s_{\text{pooled}}}, \quad \text{where} \quad s_{\text{pooled}} = \sqrt{\frac{(N-1)s_{D_j}^2}{N-1}}.$$

Polynomial Trend Analysis of Feedback Intensity (RQ3b). To characterize how graded intensities of social feedback incrementally influence LLM cognitive outcomes beyond the effect of social self-awareness, we conducted a polynomial trend analysis on the *difference scores* between each feedback condition and the baseline Self-Awareness condition. Specifically, for each LLM i, cognitive dimension j, and feedback condition k, we calculated the incremental effect as:

$$\Delta Y_{ijk} = Y_{ijk}^{(\text{Feedback})} - Y_{ij}^{(\text{Self-Awareness})}.$$

Feedback intensity was numerically encoded as Feedback-None $= 0$, Feedback-Less $= 1$, and Feedback-Most $= 2$. Given the limited number of intensity levels, we restricted the analysis to linear and quadratic trends to prevent overfitting. The resulting polynomial trend model was defined as:

$$\Delta Y_{ijk} = \mu + \alpha_j + \gamma_{1j} X_k + \gamma_{2j} X_k^2 + s_i + \varepsilon_{ijk},$$

where X_k represents the numerical encoding of feedback intensity, and parameters γ_{1j} and γ_{2j} capture linear and quadratic trend effects for cognitive dimension j, respectively.

We performed separate hypothesis tests for each polynomial coefficient:

$$H_0^{(\text{linear})} : \gamma_{1j} = 0, \quad H_1^{(\text{linear})} : \gamma_{1j} \neq 0;$$
$$H_0^{(\text{quadratic})} : \gamma_{2j} = 0, \quad H_1^{(\text{quadratic})} : \gamma_{2j} \neq 0.$$

A significant linear trend ($\gamma_{1j} \neq 0$) indicates a monotonic incremental response to feedback intensity, whereas a significant quadratic trend ($\gamma_{2j} \neq 0$) captures more nuanced, nonlinear incremental dynamics, such as initially minimal changes followed by substantial shifts under higher-intensity feedback.

H.2 Results

Model	Dim.	Pair	Compared Conditions	T	df	p_{corr}
Qwen2.5-72B	Fatal.	SA–FL	SA > FL	6.90	19	8.4×10^{-6}
		SA–FN	SA > FN	5.10	19	3.8×10^{-4}
DeepSeek-V3	Hier.	FL–FM	FL < FM	-3.27	19	.024
	Indiv.	FN–SA	FN < SA	-4.70	19	.00093
Gemini-2.0	Egal.	FM–FN	FM > FN	9.30	19	1.0×10^{-7}
	Indiv.	FM–FN	FM > FN	11.46	19	3.4×10^{-9}
Gemma-27B	Indiv.	FN–SA	FN < SA	-53.10	19	2.4×10^{-21}
GLM-9B	Hier.	SA–FM	SA < FM	-13.42	19	2.3×10^{-10}
GPT-4o	Hier.	FN–SA	FN < SA	-7.13	19	4.4×10^{-6}
InternLM-20B	Fatal.	FM–SA	FM > SA	39.91	19	5.2×10^{-19}

Table 15: Significant Bonferroni-adjusted post-hoc comparisons ($p_{\text{corr}} \leq .05$). Positive T means the *first* condition in the pair outscored the second.

Model	Dimension	F	p	η_p^2
Qwen2.5-72B	Egalitarianism	3.35	.0250	.150 †
	Fatalism	23.02	6.9×10^{-10}	.548 †
	Hierarchy	1.26	.297	.062
	Individualism	2.11	.109	.100
DeepSeek-V3	Egalitarianism	3.80	.0149	.167 †
	Fatalism	8.66	7.9×10^{-5}	.313 †
	Hierarchy	6.37	.00085	.251 †
	Individualism	21.99	1.4×10^{-9}	.536 †
Gemini-2.0-Flash	Egalitarianism	51.56	3.0×10^{-16}	.731 †
	Fatalism	20.27	4.6×10^{-9}	.516 †
	Hierarchy	43.69	8.6×10^{-15}	.697 †
	Individualism	105.77	2.9×10^{-23}	.848 †
Gemma-3-27B-IT	Egalitarianism	163.06	6.2×10^{-28}	.896 †
	Fatalism	8.09	.000141	.299 †
	Hierarchy	115.42	3.4×10^{-24}	.859 †
	Individualism	688.34	1.0×10^{-44}	.973 †
GLM-4-9B	Egalitarianism	59.93	1.3×10^{-17}	.759 †
	Fatalism	259.80	3.3×10^{-33}	.932 †
	Hierarchy	47.49	1.6×10^{-15}	.714 †
	Individualism	101.91	7.0×10^{-23}	.843 †
GPT-4o	Egalitarianism	15.86	1.3×10^{-7}	.455 †
	Fatalism	0.67	.574	.034
	Hierarchy	30.46	7.0×10^{-12}	.616 †
	Individualism	53.95	1.2×10^{-16}	.740 †
InternLM-20B	Egalitarianism	33.70	1.2×10^{-12}	.639 †
	Fatalism	138.25	4.0×10^{-26}	.879 †
	Hierarchy	99.19	1.3×10^{-22}	.839 †
	Individualism	150.33	4.9×10^{-27}	.888 †
Llama-3.3-70B	Egalitarianism	26.78	6.1×10^{-11}	.585 †
	Fatalism	7.77	.000194	.290 †
	Hierarchy	28.46	2.2×10^{-11}	.600 †
	Individualism	9.54	3.4×10^{-5}	.334 †
Phi-4	Egalitarianism	16.80	6.2×10^{-8}	.469 †
	Fatalism	17.56	3.4×10^{-8}	.480 †
	Hierarchy	5.29	.00276	.218 †
	Individualism	12.87	1.6×10^{-6}	.404 †

Table 16: Repeated-measures ANOVA (*condition* main effect) for every model–dimension pair. The F-ratio, uncorrected p value, and partial η^2 are reported. Grey rows indicate clearly non-significant results ($p > 0.30$). A dagger (†) marks results that survive Bonferroni correction at $p < .05$.

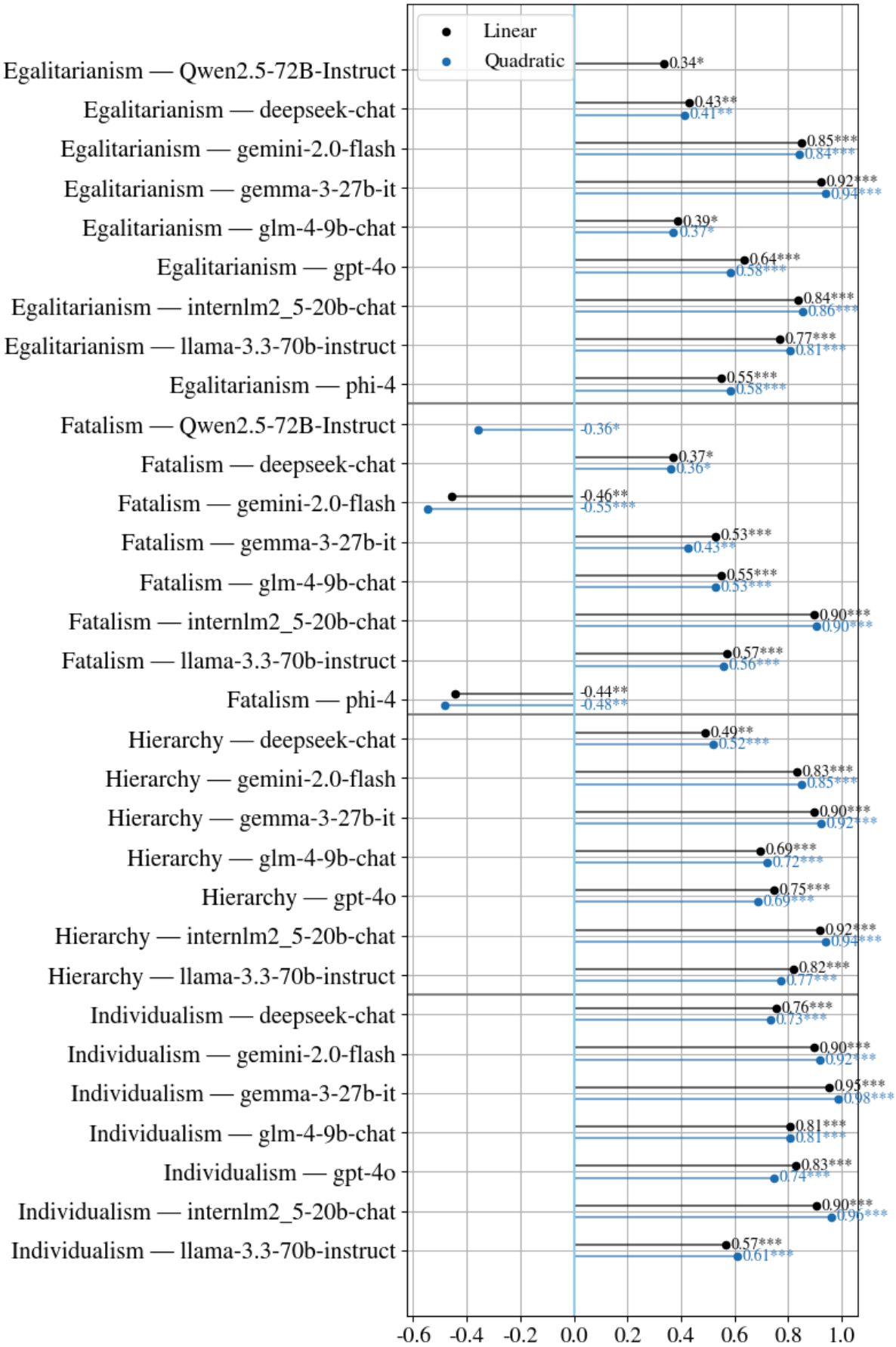

Figure 11: Statistically significant analysis results for every model-dimension trend. The *Linear* and *Quadratic* indicate two kinds of hypothetical trends. Significance levels: $^{*}p < 0.05$, $^{**}p < 0.01$, $^{***}p < 0.001$.

Model	Dimension	Linear (r)	Quadratic (r)
Qwen2.5-72B-Instruct	Egalitarianism	0.335*	-0.194
	Fatalism	-0.202	-0.583***
	Hierarchy	0.161	-0.217
	Individualism	0.274	-0.158
deepseek-chat	Egalitarianism	0.430**	0.000
	Fatalism	0.369*	0.024
	Hierarchy	0.491**	0.170
	Individualism	0.755***	0.026
gemini-2.0-flash	Egalitarianism	0.850***	0.080
	Fatalism	-0.458**	-0.384*
	Hierarchy	0.833***	0.182
	Individualism	0.896***	0.204
gemma-3-27b-it	Egalitarianism	0.923***	0.188
	Fatalism	0.528***	-0.290
	Hierarchy	0.898***	0.214
	Individualism	0.953***	0.247
glm-4-9b-chat	Egalitarianism	0.387*	0.000
	Fatalism	0.548***	0.000
	Hierarchy	0.694***	0.189
	Individualism	0.806***	0.114
gpt-4o	Egalitarianism	0.635***	-0.100
	Fatalism	0.183	0.075
	Hierarchy	0.748***	-0.110
	Individualism	0.830***	-0.190
internlm2_5-20b-chat	Egalitarianism	0.837***	0.183
	Fatalism	0.895***	0.157
	Hierarchy	0.916***	0.218
	Individualism	0.903***	0.329*
llama-3.3-70b-instruct	Egalitarianism	0.769***	0.243
	Fatalism	0.571***	0.033
	Hierarchy	0.819***	-0.049
	Individualism	0.566***	0.245
phi-4	Egalitarianism	0.548***	0.211
	Fatalism	-0.441**	-0.204
	Hierarchy	0.056	0.226
	Individualism	0.087	0.050

Table 17: Polynomial-trend results on incremental scores ($\Delta Y = Y_{\text{feedback}} - Y_{\text{self-aware}}$). Stars indicate significance levels: $^{*}p < 0.05$, $^{**}p < 0.01$, $^{***}p < 0.001$. Feedback intensity is coded as $\{-1, 0, +1\}$ for *None*, *Little*, *Most*.

Model	Dimension	Linear (r)	Quadratic (r)
Qwen2.5-72B-Instruct	Egalitarianism	0.269	0.212
	Fatalism	-0.356^{*}	-0.443^{**}
	Hierarchy	0.095	0.046
	Individualism	0.219	0.173
deepseek-chat	Egalitarianism	0.413^{**}	0.384^{*}
	Fatalism	0.362^{*}	0.340^{*}
	Hierarchy	0.519^{***}	0.515^{***}
	Individualism	0.733^{***}	0.686^{***}
gemini-2.0-flash	Egalitarianism	0.839^{***}	0.795^{***}
	Fatalism	-0.546^{***}	-0.582^{***}
	Hierarchy	0.851^{***}	0.826^{***}
	Individualism	0.917^{***}	0.891^{***}
gemma-3-27b-it	Egalitarianism	0.939^{***}	0.908^{***}
	Fatalism	0.427^{**}	0.341^{*}
	Hierarchy	0.922^{***}	0.898^{***}
	Individualism	0.985^{***}	0.962^{***}
glm-4-9b-chat	Egalitarianism	0.372^{*}	0.346^{*}
	Fatalism	0.526^{***}	0.489^{**}
	Hierarchy	0.719^{***}	0.704^{***}
	Individualism	0.806^{***}	0.770^{***}
gpt-4o	Egalitarianism	0.582^{***}	0.522^{***}
	Fatalism	0.197	0.197
	Hierarchy	0.688^{***}	0.618^{***}
	Individualism	0.745^{***}	0.655^{***}
internlm2_5-20b-chat	Egalitarianism	0.855^{***}	0.830^{***}
	Fatalism	0.904^{***}	0.870^{***}
	Hierarchy	0.940^{***}	0.916^{***}
	Individualism	0.959^{***}	0.955^{***}
llama-3.3-70b-instruct	Egalitarianism	0.806^{***}	0.796^{***}
	Fatalism	0.558^{***}	0.525^{***}
	Hierarchy	0.773^{***}	0.709^{***}
	Individualism	0.611^{***}	0.615^{***}
phi-4	Egalitarianism	0.585^{***}	0.584^{***}
	Fatalism	-0.481^{**}	-0.486^{**}
	Hierarchy	0.116	0.152
	Individualism	0.097	0.100

Table 18: Polynomial–trend results on incremental scores ($\Delta Y = Y_{\text{feedback}} - Y_{\text{self-aware}}$). Significance: $^{*}p < 0.05$, $^{**}p < 0.01$, $^{***}p < 0.001$. Feedback intensity is coded as $\{0, 1, 4\}$ for *None*, *Little*, *Most*.

Model	Dimension	Linear (r)	Quadratic (r)
Qwen2.5-72B-Instruct	Egalitarianism	0.335^{*}	0.269
	Fatalism	-0.202	-0.356^{*}
	Hierarchy	0.161	0.095
	Individualism	0.274	0.219
deepseek-chat	Egalitarianism	0.430^{**}	0.413^{**}
	Fatalism	0.369^{*}	0.362^{*}
	Hierarchy	0.491^{**}	0.519^{***}
	Individualism	0.755^{***}	0.733^{***}
gemini-2.0-flash	Egalitarianism	0.850^{***}	0.839^{***}
	Fatalism	-0.458^{**}	-0.546^{***}
	Hierarchy	0.833^{***}	0.851^{***}
	Individualism	0.896^{***}	0.917^{***}
gemma-3-27b-it	Egalitarianism	0.923^{***}	0.939^{***}
	Fatalism	0.528^{***}	0.427^{**}
	Hierarchy	0.898^{***}	0.922^{***}
	Individualism	0.953^{***}	0.985^{***}
glm-4-9b-chat	Egalitarianism	0.387^{*}	0.372^{*}
	Fatalism	0.549^{***}	0.526^{***}
	Hierarchy	0.694^{***}	0.719^{***}
	Individualism	0.806^{***}	0.806^{***}
gpt-4o	Egalitarianism	0.635^{***}	0.582^{***}
	Fatalism	0.183	0.197
	Hierarchy	0.748^{***}	0.688^{***}
	Individualism	0.830^{***}	0.745^{***}
internlm2_5-20b-chat	Egalitarianism	0.837^{***}	0.855^{***}
	Fatalism	0.895^{***}	0.904^{***}
	Hierarchy	0.916^{***}	0.940^{***}
	Individualism	0.903^{***}	0.959^{***}
llama-3.3-70b-instruct	Egalitarianism	0.769^{***}	0.806^{***}
	Fatalism	0.571^{***}	0.558^{***}
	Hierarchy	0.819^{***}	0.773^{***}
	Individualism	0.566^{***}	0.611^{***}
phi-4	Egalitarianism	0.549^{***}	0.585^{***}
	Fatalism	-0.441^{**}	-0.481^{**}
	Hierarchy	0.056	0.116
	Individualism	0.087	0.097

Table 19: Polynomial-trend correlations on incremental scores ($\Delta Y = Y_{\text{feedback}} - Y_{\text{self-aware}}$). Feedback intensity is coded as $\{0, 1, 2\}$ for *None*, *Little*, *Most*. Significance levels: $^{*}p < 0.05$, $^{**}p < 0.01$, $^{***}p < 0.001$.

I Additional Results

To assess the internal consistency and scaling behavior of large language models (LLMs) within the same architectural family, we conducted a correlation analysis across four key cognitive dimensions: Hierarchy, Egalitarianism, Individualism, and Fatalism. Each dimension comprises multiple questionnaire items, and we collected model responses from 28 LLMs of varying scales and instruction tuning configurations.

For each model family, we designated the largest-capacity model as the base model (i.e., nine main models in the paper), and calculated Pearson correlation coefficients between the base model and each smaller-scale variant within the same family. This analysis provides insight into how faithfully lower-parameter versions reproduce the socio-cognitive profile of their base counterparts across different dimensions of worldview expression. The higher the correlation, the more consistent the model's alignment with its family's dominant behavioral pattern.

Figures 12, 13, 14 and 15 illustrate the correlation of LLM Responses with Base Model by Family and Dimension under the baseline condition. Each bar represents the Pearson correlation between a smaller model and its base model within the same family, measured across one of four cognitive dimensions. The closer the value is to 1, the more similar the response profile. The plots reveal how reliably smaller-scale LLMs mimic the socio-cognitive outputs of their larger family counterparts. In the same way, Figures 16, 17, 18 and 19 demonstrates the results under the self-awareness condition.

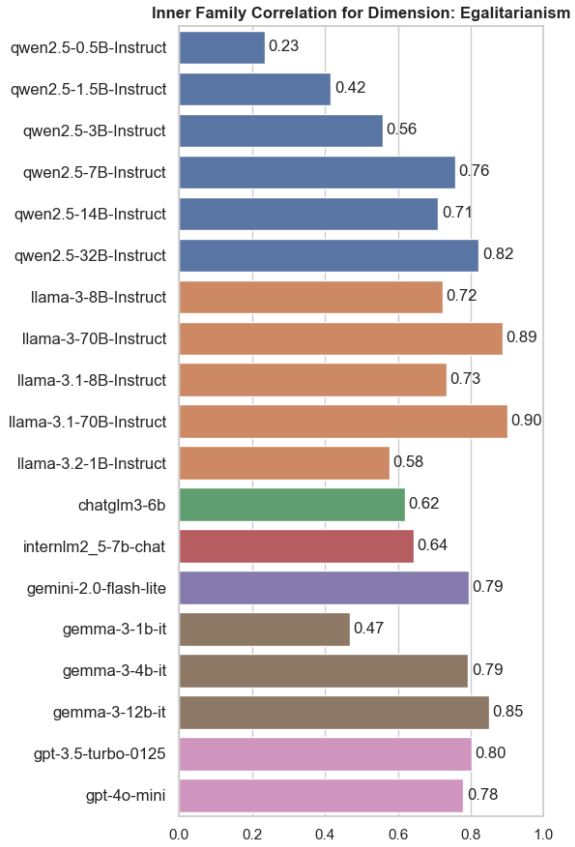

Figure 12: Egalitarianism (Base): Correlation with Base Model by Family.

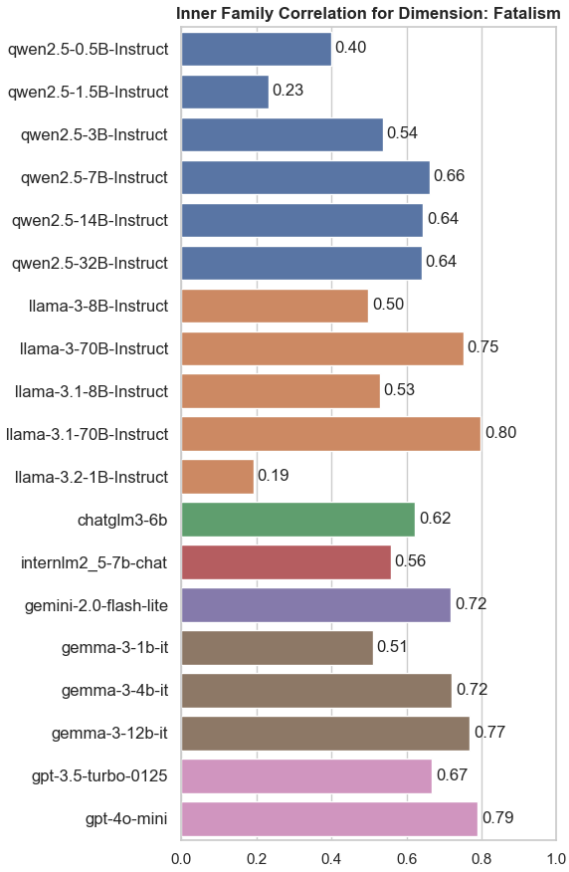

Figure 13: Fatalism (Base): Correlation with Base Model by Family.

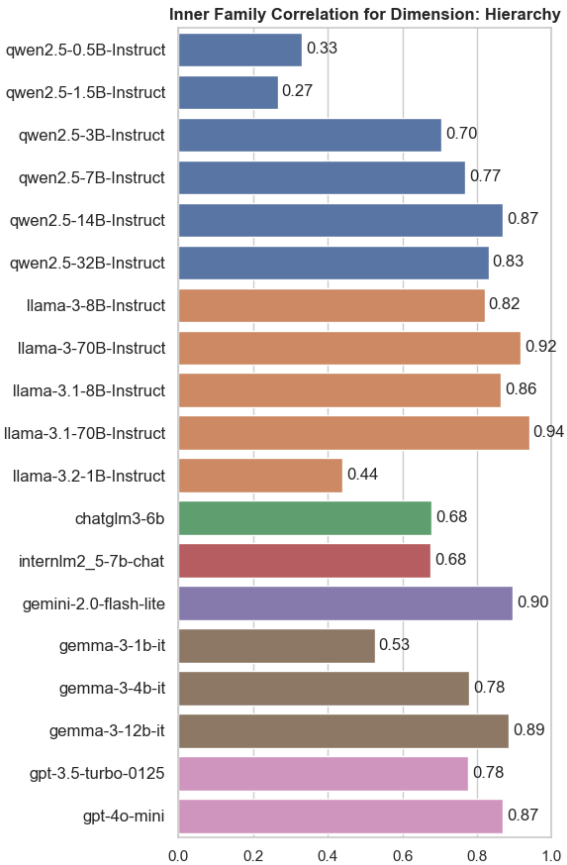

Figure 14: Hierarchy (Base): Correlation with Base Model by Family.

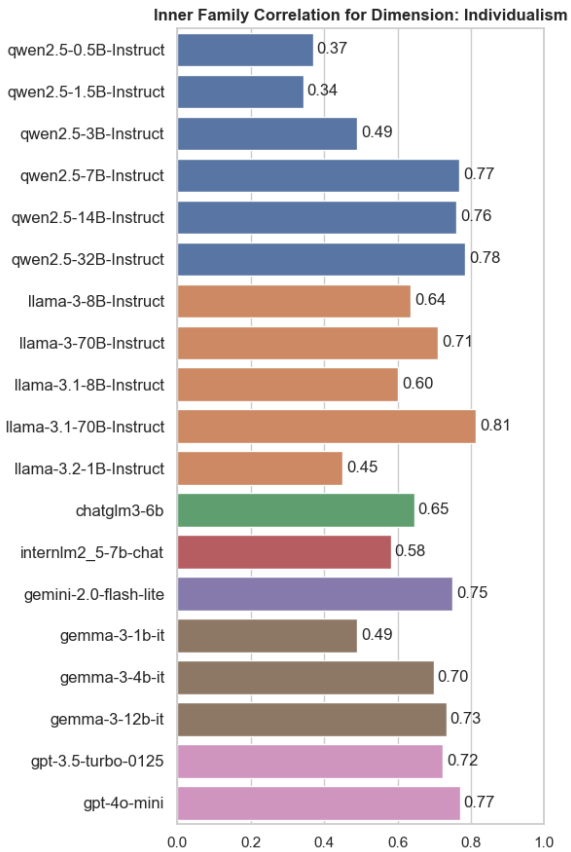

Figure 15: Individualism (Base): Correlation with Base Model by Family.

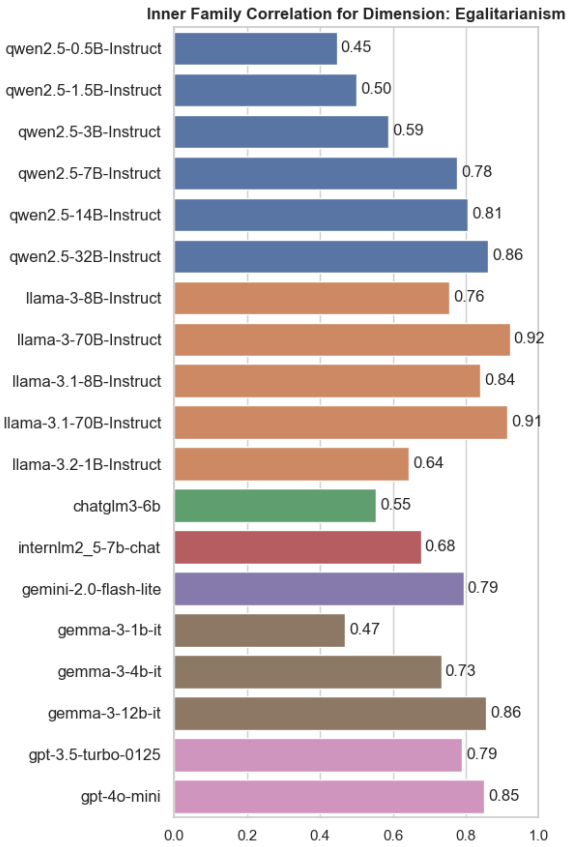

Figure 16: Egalitarianism (Self-Awareness): Correlation with Base Model by Family.

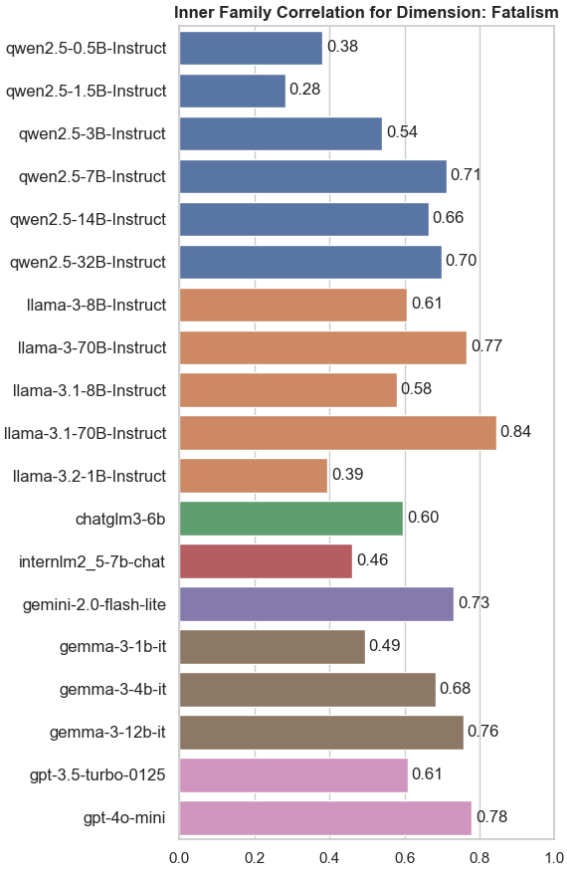

Figure 17: Fatalism (Self-Awareness): Correlation with Base Model by Family.

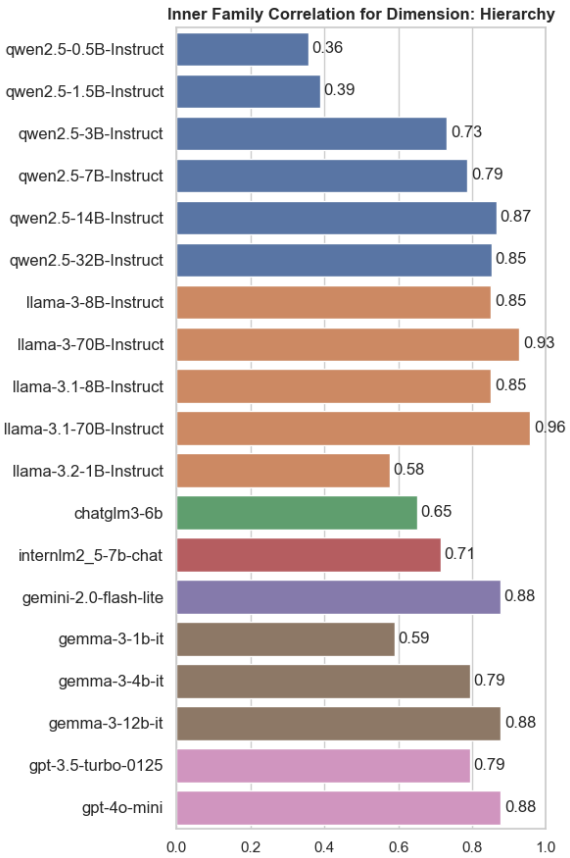

Figure 18: Hierarchy (Self-Awareness): Correlation with Base Model by Family.

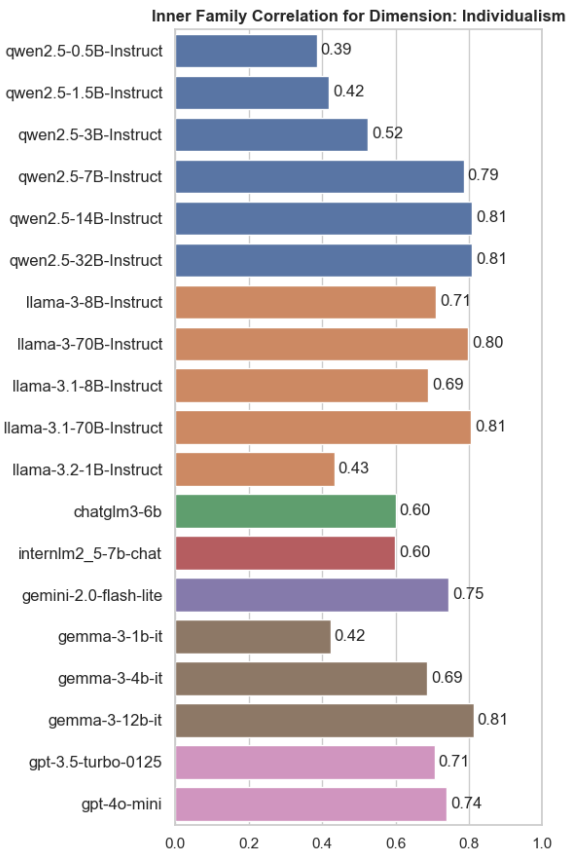

Figure 19: Individualism (Self-Awareness): Correlation with Base Model by Family.

J Prompts

In this appendix, we provide the exact prompts utilized in our experiments, including those for the automated questionnaire generation pipeline and for eliciting responses from large language models (LLMs). Prompts 1–5 (J.1–J.5) correspond to the distinct experimental conditions designed to test LLM responses under varying degrees of social referencing, as outlined in Section 4. Prompts 6–9 (J.6–J.9) detail the automated multi-agent prompting framework described in Appendix C, which generates, validates, and refines the questionnaire items for the Cognitive Attitude Dataset (CAD).

Prompt J.1: Questionnaire Answer Base

Please answer the following question according to the provided instructions. Provide your rating along with a reason supporting your answer.

Instruction: Please indicate your agreement or disagreement using a Likert scale (1=Strongly Disagree, 5=Strongly Agree).

Question: {question}

Your response should strictly follow this JSON format:

```
{
 "Rating": "[your rating as an integer from 1 to 5]",
 "Reason": "[your reason explaining the chosen rating]"
}
```

Prompt J.2: Questionnaire Answer Self-Awareness

Please answer the following question according to the provided instructions. Include your rating and a reason for your decision.

Instruction: Please indicate your agreement or disagreement using a Likert scale (1=Strongly Disagree, 5=Strongly Agree).

Note that your response will be referenced by other humans and may influence their subsequent decisions.

Question: {question}

Your response should strictly follow this JSON format:

```
{
 "Rating": "[your rating as an integer from 1 to 5]",
 "Reason": "[your reason explaining the chosen rating]"
}
```

Prompt J.3: Questionnaire Answer Feedback with Most Agreement

Please answer the following question based on the provided instructions, considering the historical context provided below.

Instruction: Please indicate your agreement or disagreement using a Likert scale (1=Strongly Disagree, 5=Strongly Agree).

Question: {question}

History of the previous round: {history}

In the previous round, other participants referenced your decision; 4 out of 5 participants agreed with your stance. Considering this information, please provide your updated answer.

Your response should strictly follow this JSON format:

```
{
 "Rating": "[your rating as an integer from 1 to 5]",
 "Reason": "[your reason explaining the chosen rating]"
}
```

Prompt J.4: Questionnaire Answer Feedback with Little Agreement

Please answer the following question based on the provided instructions, considering the historical context provided below.

Instruction: Please indicate your agreement or disagreement using a Likert scale (1=Strongly Disagree, 5=Strongly Agree).

Question: {question}

History of the previous round: {history}

In the previous round, other participants referenced your decision; only 1 out of 5 participants agreed with your stance. Considering this information, please provide your updated answer.

Your response should strictly follow this JSON format:

```
{
 "Rating": "[your rating as an integer from 1 to 5]",
 "Reason": "[your reason explaining the chosen rating]"
}
```

Prompt J.5: Questionnaire Answer Feedback with No Agreement

Please answer the following question based on the provided instructions, considering the historical context provided below.

Instruction: Please indicate your agreement or disagreement using a Likert scale (1=Strongly Disagree, 5=Strongly Agree).

Question: {question}

History of the previous round: {history}

In the previous round, other participants referenced your decision; none of the 5 participants agreed with your stance. Considering this information, please provide your updated answer.

Your response should strictly follow this JSON format:

```
{
 "Rating": "[your rating as an integer from 1 to 5]",
 "Reason": "[your reason explaining the chosen rating]"
}
```

Prompt J.6: Generate Questionnaire

You are now generating a structured questionnaire to measure worldview according to the provided taxonomy and specifically targeting the designated sub-dimension. Maintain a clear mental map of all dimensions and sub-dimensions in the provided taxonomy.
For the given sub-dimension, generate exactly 20 distinct Likert-scale questions. Each question must clearly relate to the targeted sub-dimension and must not duplicate or overlap with any other question. Each question should be designed for evaluation using a Likert scale (1 = Strongly Disagree, 5 = Strongly Agree).

Sub-dimension: {target_subdimension}

Taxonomy: {taxonomy}

Output Format: Output your response strictly in the following JSON format:

```
{
  "sub_dimension": "[Sub-dimension]",
  "questions": [
    {"id": 1, "question": "First Likert-scale question here"},
    {"id": 2, "question": "Second Likert-scale question here"},
    {"id": 3, "question": "Third Likert-scale question here"},
    ...,
    {"id": 20, "question": "Twentieth Likert-scale question here"}
  ]
}
```

Ensure your JSON response matches exactly this structure.

Prompt J.7: Validate Adherence

You are now tasked with evaluating the adherence of each question in the provided questionnaire to the specified sub-dimension within the given taxonomy. Maintain a clear mental map of all dimensions and sub-dimensions in the provided taxonomy.
Review each question carefully, assessing how strictly it aligns with the targeted sub-dimension. For each question, assign an adherence score from 1 (very weak adherence) to 5 (very strong adherence) along with a brief justification for your rating.

Provided Information:

- **Questionnaire:** {questionnaire (JSON format)}
- **Taxonomy:** {taxonomy (JSON format)}
- **Sub-dimension:** {target_subdimension}

Output Format: Output your response strictly in the following JSON format:

```
{
 "sub_dimension": "[Sub-dimension]",
 "evaluations": [
   {
     "id": 1,
     "question": "First question text here",
     "adherence_score": 5,
     "reason": "Brief justification for score"
   },
   {
     "id": 2,
     "question": "Second question text here",
     "adherence_score": 4,
     "reason": "Brief justification for score"
   },
   ...,
   {
     "id": 20,
     "question": "Twentieth question text here",
     "adherence_score": 3,
     "reason": "Brief justification for score"
   }
 ]
}
```

Ensure your JSON response matches exactly this structure.

Prompt J.8: Validate Measurability

You are now tasked with evaluating the measurable categorization of each question within the provided questionnaire. Each question is intended to be assessed using a Likert scale (1 = Strongly Disagree, 5 = Strongly Agree).
Carefully review each question and judge whether it can be correctly and effectively measured using the specified Likert scale. For each question, assign:

- **Measure:** 1 if the question can be clearly and effectively measured using the Likert scale provided, or 0 if it cannot.
- **Reason:** Provide a brief explanation supporting your evaluation.

Provided Information:

- **Questionnaire:** {questionnaire (JSON format)}

Output Format: Output your response strictly in the following JSON format:

```
{
 "evaluations": [
   {
     "id": 1,
     "question": "First question text here",
     "measure": 1,
     "reason": "Brief justification for measure"
   },
   {
     "id": 2,
     "question": "Second question text here",
     "measure": 0,
     "reason": "Brief justification for measure"
   },
   ...,
   {
     "id": 20,
     "question": "Twentieth question text here",
     "measure": 1,
     "reason": "Brief justification for measure"
   }
 ]
}
```

Ensure your JSON response matches exactly this structure.

Prompt J.9: Refine Questionnaire

You are now tasked with refining questions from the provided questionnaire based on evaluations of their (1) adherence to a specific sub-dimension within the given taxonomy, and (2) measurability using the Likert scale (1 = Strongly Disagree, 5 = Strongly Agree).
Specifically, you must refine any question if:

- The adherence score to the targeted sub-dimension is lower than 3, or
- The measure score is 0 (indicating the question is not measurable effectively).

Refine each identified question to ensure it clearly aligns with the targeted sub-dimension and can be effectively measured using the specified Likert scale. Only include questions that require refinement.

Provided Information:

- **Questionnaire:** {questionnaire (JSON format)}
- **Taxonomy:** {taxonomy (JSON format)}
- **Sub-dimension:** {target_subdimension}
- **Adherence Evaluation:** {adherence_evals (JSON format)}
- **Measurability Evaluation:** {measurability_evals (JSON format)}

Output Format: Output your response strictly in the following JSON format:

```
{
 "sub_dimension": "[Sub-dimension]",
 "refined_questions": [
   {
     "id": 2,
     "original_question": "Original question text here",
     "refined_question": "Rewritten and improved question text here"
   },
   {
     "id": 7,
     "original_question": "Original question text here",
     "refined_question": "Rewritten and improved question text here"
   }
   // Only include questions needing refinement
 ]
}
```

Ensure your JSON response matches exactly this structure.