arXiv:2504.14693v1 [cs.CV] 20 Apr 2025

Video-MMLU: A Massive Multi-Discipline Lecture Understanding Benchmark

Enxin Song [1], **Wenhao Chai** [2,†], **Weili Xu** [3], **Jianwen Xie** [4], **Yuxuan Liu** [3], **Gaoang Wang** [1]

[1] Zhejiang University
[2] University of Washington
[3] University of Illinois Urbana-Champaign
[4] Lambda, Inc.

Link: Project Page | Dataset | Code

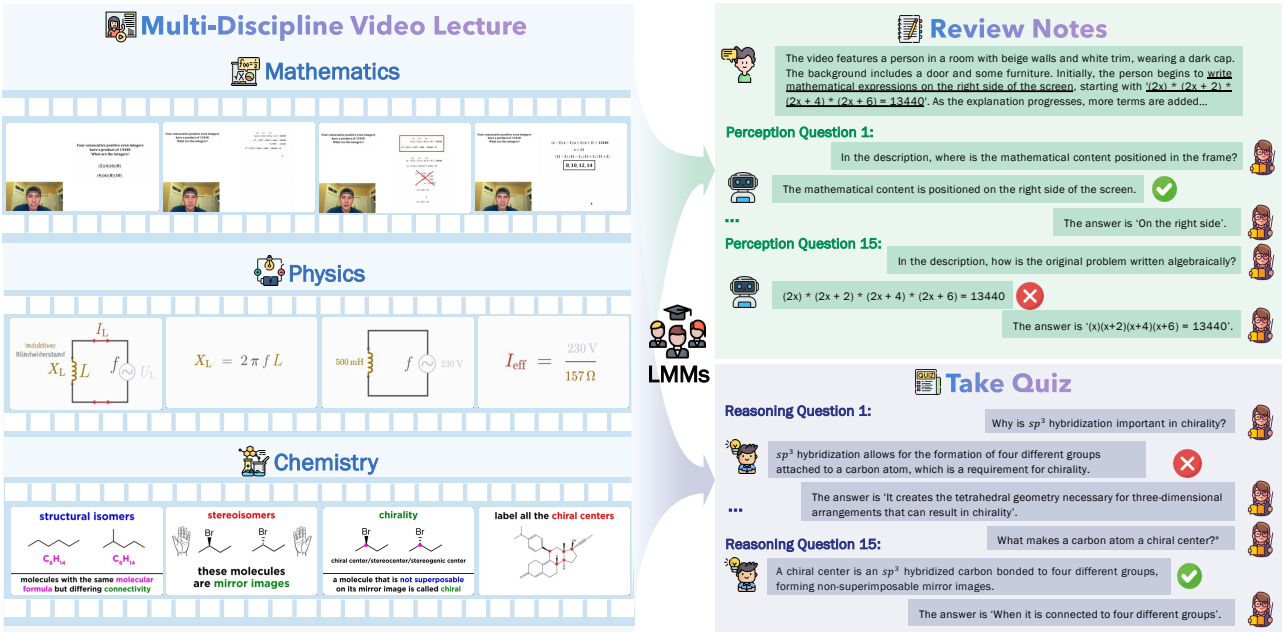

Fig. 1: Overview of **Video-MMLU**. The benchmark includes multi-discipline lecture videos in mathematics, physics, and chemistry, featuring theorem demonstrations and problem-solving. Evaluation consists of: (1)**Review Notes**, where models generate detailed video captions to assess visual perception, and (2)**Take Quiz**, where models answer reasoning questions to test comprehension.

Recent advancements in language multimodal models (LMMs) for video have demonstrated their potential for understanding video content, yet the task of comprehending multi-discipline lectures remains largely unexplored. We introduce Video-MMLU, a massive benchmark designed to evaluate the capabilities of LMMs in understanding Multi-Discipline Lectures. We evaluate over 90 open-source and proprietary models, ranging from 0.5B to 40B parameters. Our results highlight the limitations of current models in addressing the cognitive challenges presented by these lectures, especially in tasks requiring both perception and reasoning. Additionally, we explore how the number of visual tokens and the large language models influence performance, offering insights into the interplay between multimodal perception and reasoning in lecture comprehension.

†Project Lead.

1. Introduction

Large Language Models (LLMs) [14, 19, 115] have demonstrated remarkable capabilities in encoding vast amounts of world knowledge [131]. At the same time, many Large Multimodal Models (LMMs) leverage LLMs for multimodal understanding of images, videos, and even audio, inheriting the world knowledge and reasoning capabilities of LLMs. In the video domain, numerous benchmarks have emerged in recent years to evaluate various aspects of model capabilities, such as general video understanding [80, 175], long video understanding [48, 103, 111, 112, 132], and detailed video captioning [21, 75, 130]. These benchmarks derive their data from various sources including movies, daily activities, and short-form videos. They all evaluate different aspects of video understanding capabilities, such as temporal reasoning and visual-linguistic alignment.

Despite advances in performance of LMMs on artificially constructed benchmarks, numerous real-world use cases, particularly those involving knowledge-intensive or reasoning-heavy content, remain insufficiently tested. Previous benchmarks [122, 136, 138] have predominantly focused on simple factual questions about video content, leaving a significant gap in questions and problems which are knowledge-intensive or require strong reasoning capabilities. Educational videos, specifically lecture content across academic disciplines, pose an especially challenging domain for multimodal understanding. These videos contain dense information through text, equations, and visual demonstrations that require both strong perception capabilities and domain-specific reasoning. The ability to process and comprehend such content would significantly advance the practical applications of LMMs in educational settings. Existing visual knowledge reasoning benchmarks [70, 154, 179] are limited to static images and inadequate for assess dynamic problem-solving, evolving visuals, and continuous reasoning in real-world educational scenarios.

To address this gap, we introduce **Video-MMLU**, a video-based massive multi-discipline lecture understanding benchmark. Unlike previous benchmarks that focus on general video content, **Video-MMLU** specifically targets lecture videos that involve theorem demonstrations and problem-solving across disciplines including mathematics, physics, and chemistry. This benchmark requires models to not only recognize visual content but also reason through complex educational material. We construct **Video-MMLU** using a multi-stage annotation pipeline that integrates video captions as the backbone and enriches them with frame-level captions. We conduct extensive experiments to evaluate existing LMMs, including vision-blind baselines, proprietary models, open-source LMMs and token-compressed models on captioning and question-answering tasks. Our findings reveal the intricate impact of model type, scale, architecture, and token compression on LMM performance in **Video-MMLU**.

In summary, our contributions are three-fold:

- We build **Video-MMLU**, which requires strong reasoning capabilities and world knowledge compared to the previous benchmarks for video LMMs.
- We evaluate more than 90 proprietary models and open-source models of varying sizes on **Video-MMLU**. Our findings indicate that existing models generally perform poorly, with accuracy ranging from only 10% to 50%.
- We explore how the number of visual tokens and the base LLMs influence performance, offering insights into the interplay between multimodal perception and reasoning in lecture comprehension.

Table 1: **Benchmark comparison** for video understanding tasks. Ave. Length indicates the average number of words per caption.

Dataset	Theme	# Video	# Ave. Duration (s)	Caption				Question-answering	
				Number	# Word	# Vocab.	Ave. Length	Number	Type
MovieChat-1K [111]	Movie	1,000	564	1,000	121,077	102,988	121	13,000	Open-ended
MMWorld [60]	Professional	1,910	107	1,910	-	-	66	6,627	Multiple-choice
MLVU [175]	Open	1,730	930	247	-	-	-	3,102	Multiple-choice
MVBench [2]	Open	4,000	16			×		4,000	Multiple-choice
LongVideoBench [132]	Open	3,763	473			×		6,678	Multiple-choice
TempCompass [92]	Open	410	< 30			×		7,540	Multiple-choice
Video-MMMU [64]	Professional	300	506			×		900	Multiple-choice
VATEX [126]	Open	41,250	10	41,250	4,994,768	44,103	15		×
VDC [21]	Open	1,027	28	1,027	515,441	20,419	501		×
LongCaptioning [130]	Open	10,000	93	10,000	-	-	1,198		×
Video-MMLU (ours)	Professional	1,065	109	1,065	520,679	27,613	489	15,746	Open-ended

2. Related Work

2.1. Large Multimodal Models for Video

Early video LMMs [40, 161] primarily focused on understanding short videos within only a few seconds, employing either video-based encoders [9, 94] or image-based encoders [106, 157]. Subsequent studies [26, 150] demonstrated that structurally expanding LLaVA-like image-based LMMs into video-based LMMs, combined with a well-designed training strategy and high-quality training data, can yield strong performance. Recent efforts [32, 53, 71, 90, 99, 100, 125, 134, 159] has shifted towards long video understanding, targeting hour-long durations or streaming scenarios, either by compressing visual information [152] or extending the LLM's context window [28]. Including audio inputs [49, 50, 61] also helps imrpove video understanding. Video detailed captioning is another focus [16, 36, 75, 151], aiming to generate fine-grained descriptions of video content. [22, 51, 57, 59, 67, 177] have further explored token reduction to improve training and inference efficiency by designing compression mechanisms within the vision encoder [119], reducing token counts in the LLM [163], or introducing additional compression modules [123, 145]. Additionally, video reasoning [17, 58, 108] has gained attention, with approaches like temporal grounding [56, 97, 127] to enhance comprehension. Vlog [88] enhances video understanding by using generative retrieval of a hierarchical narration vocabulary.

2.2. Benchmarks for Video Understanding

Previously, video LMMs were evaluated on classical video QA tasks [137, 138] with short question-answer pairs or brief one-sentence video captions, focusing on global questions. However, with the integration of stronger LLMs [19, 143], these simple benchmarks are no longer sufficient to assess and differentiate model performance. Recent video understanding benchmarks [3, 35, 38, 47, 60, 62, 74, 109, 148, 162] have shifted toward longer video durations or more complex temporal reasoning tasks. EgoSchema [102] involves multiple-choice questions on 3-minute egocentric videos, and LongVideoBench [132] expands to hour-long video understanding. Streaming video understanding benchmarks [87] are crucial for evaluating models' real-time processing. Additionally, [21, 65] evaluate models by requiring detailed descriptions of video content. While most benchmarks [10, 20, 52, 129] emphasize open-world understanding, others introduce diverse scenarios [64, 76, 176], such as movie clips [155] or dynamic GUI interactions [18, 169]. Our contribution introduces a video understanding benchmark for lecture comprehension across disciplines, evaluating detailed perception and reasoning through fine-grained captioning and complex QA tasks.

3. Dataset Construction

3.1. Video Collection and Processing

Video-MMLU, a **M**assive **M**ulti-discipline **L**ecture **U**nderstanding benchmark, aims to evaluate the comprehension abilities on multi-discipline lectures of Large Multimodal Models (LMMs). While existing visual knowledge reasoning benchmarks [23, 70, 91, 96, 179] are mainly limited to static images, lecture videos offer richer temporal information and pose greater challenges in knowledge representation and reasoning.

To ensure high-quality data collection, we carefully consider video length, content type, and presentation quality. Most video annotation methods [27, 73, 130, 167] segment long videos into shorter clips and merge segment-based annotations, which may disrupt the continuity of the reasoning flow. As observed by [132], proprietary models such as `GPT-4o` and `Gemini-1.5-Pro` can process long inputs up to 256 frames, but their performance beyond this limit remains uncertain. To ensure reliable and consistent annotations, we limit video length to 4 minutes. Additionally, some abstract animation lectures rely heavily on subtitles for comprehension, which may not accurately reflect the model's ability to understand the lecture content. Therefore, **Video-MMLU** specifically targets videos that focus on theorem demonstrations and probleming-solving. The videos deliver dense information through numbers and formulas, pose significant challenges for video LMMs in dynamic OCR recognition and comprehension.

After retrieving videos via the YouTube Data API, we filter out those lacking transcribed or English subtitles. To ensure an appropriate level of difficulty, we exclude overly static videos or excessively challenging videos requiring strong domain-specific prior knowledge for comprehension. Ultimately, we collected 1,065 videos from 10 YouTube channels, covering mathematics, physics, and chemistry. For keyframe extraction, we employ a customized approach based on video motion pacing. Since videos from the same creator often share similar frame rates, we manually review representative videos per creator to set the optimal sampling rate. Sampling rates typically range from 1 frame per second to 1 frame every 5 seconds, capturing key visual information for annotation and evaluation.

3.2. Annotations Construction Pipeline

Imagine a classroom where a large multimodal model is the **student** and **Video-MMLU** acts as the **teacher**. **Video-MMLU** evaluates whether the student can perceive and comprehend multi-discipline lectures, much like a student taking notes and being tested later. For each video, we generate a detailed caption as the standard **"notes"** to assess the model's visual perception. Additionally, we create 15 questions as a **"quiz"** to evaluate content reasoning, challenging the model's ability to apply learned knowledge.

Note generation. The detailed captions in **Video-MMLU** describe main elements and backgrounds in the video, emphasizing formula recognition and changes in animated demonstrations. We believe that models must first accurately perceive surface visual features to effectively utilize them for reasoning tasks like question answering.

To generate detailed and accurate captions, we employ a multi-stage construction pipeline that structures the video caption as a framework, enriches frame-level details with image captions, and refines textual content with transcribed subtitles. Specifically, Aria [78] captures the temporal motion globally, `GPT-4o` generates detailed keyframe captions. Consequently, `Claude-3.5-sonnet` integrates the captions, enriching the structural framework provided by the video captions with image cap-

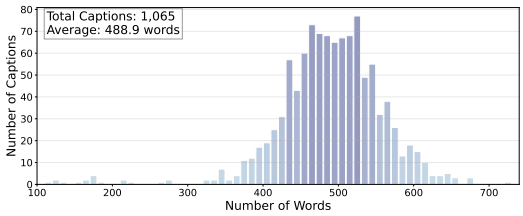

(a) Video detailed captions length distribution.

< 30s	30s~60s	60s~120s	120s~180s	> 180s
7.6%	30.6%	17.2%	26.8%	17.8%

(b) Video length duration.

< 10frm	10frm~20frm	20frm~30frm	30frm~40frm	> 40frm
8.0%	41.5%	19.1%	19.1%	12.4%

(c) Keyframes number distribution.

Fig. 2: Visualization of datasets statistics.

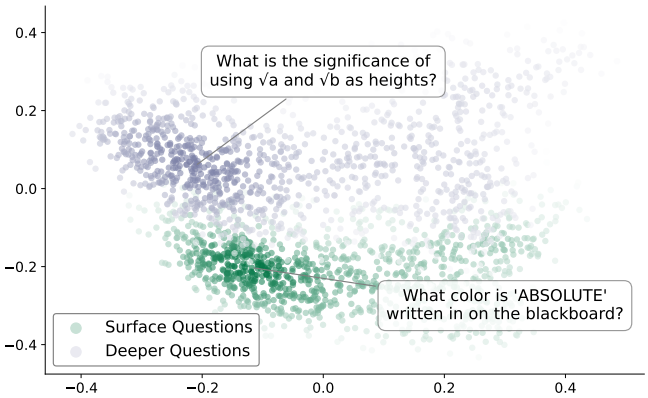

Fig. 3: The text embedding space distribution of surface perception questions in green and deeper reasoning questions in purple.

tions. However, videos in **Video-MMLU** feature multi-disciplinary theorem demonstrations and problem-solving explanations, requiring recognition of numerous formulas and extensive text. Despite capturing fine-grained features, the combination of image captions and video captions alone cannot fully correct OCR errors. Therefore, we design an automatic refinement strategy to efficiently obtain accurate detailed captions. Transcribed subtitles are crucial for multimodal video understanding, providing key textual information from speech and reducing ambiguity in visual content. However, they may describe elements absent from visual frames. To ensure accuracy, we use `Claude-3.5-sonnet` to identify formulas and numbers in the initial captions, cross-checking and correcting them against the transcribed subtitles obtaining from YouTube API, while preventing the addition of new elements. Finally, we manually review captions to correct hallucinations and supplement omitted visual elements. The refined, detail structured captions serve as ground truth for evaluation. The multi-stage approach enables **Video-MMLU** to capture rich video details while minimizing hallucinations.

Following AuroraCap [21], we utilize VDCscore as the evaluation metric, which adopts a divide-and-conquer approach to transform long caption evaluation into multiple short question-answer (QA) pairs. For each ground-truth caption, we pre-generate 15 concise, open-ended QA pairs using `Claude-3.5-sonnet`. These questions and answers are directly relevant to the video content, covering all explicit visual features in the frames.

Quiz design. Unlike detailed captioning, the visual question-answering task ('quiz') in **Video-MMLU** aims to challenge the model's ability to reason beyond surface features. Transcribed subtitles often explain the entire reasoning process, linking video elements and compensating for the lack of deeper reasoning in detailed captions. Our goal is to assess the model's ability to reason underlying relationships by recognizing text and animations in frames without relying on subtitle guidance. Therefore, we adopt a highly efficient automatic question-answer generation strategy, particularly for reasoning tasks. We combine pre-generated detailed captions with transcribed subtitles and use `Claude-3.5-sonnet` to generate high-quality, in-depth open-ended QA pairs. Since no reliable metric exists for long-form open-ended QA evaluation, we constrain `Claude-3.5-sonnet` to generate answers no longer than 15 words. Limiting the answer length ensures a fair and reliable evaluation while also assessing the model's ability to distill key points succinctly. The average question length is as long as 10.09 words, and the average length of an answer is 13.36 words.

3.3. Datasets Statistics

Video-MMLU comprises 1,065 multi-discipline lecture videos spanning mathematics (90.3%), physics (3.6%), and chemistry (6.1%). Each topic requires a nuanced understanding of video context, foundational disciplinary knowledge, practical reasoning abilities, and logical deduction skills. The video durations range from 10 to 240 seconds, with an average duration of 109 seconds. As shown in Figure 2b, over 74% videos are between 30 and 180 seconds, while 17.8% extend beyond 180 seconds. Only 7.6% of videos are shorter than 30 seconds. The distribution of extracted keyframes, visualized in Figure 2c, reveals an average of 26 keyframes per video.

The benchmark includes 1,065 detailed captions and 15,746 reasoning question-answer pairs. For each detailed caption, we extract 15 surface question-answer pairs, yielding a total of 15,750 question-answer pairs. As indicated in Table 1, our detailed captions have a competitive average length of 489 words compared to existing benchmarks, highlighting the comprehensiveness of the captions in **Video-MMLU**. Figure 2a presents the distribution of detailed captions in **Video-MMLU**, with most being about 500 words. To differentiate between the question types in video captioning and the "quiz," we visualize the text embedding spaces of both question-answer pairs using the jina-embeddings-v3 [113]. As shown in Figure 3, the embedding spaces for the two question types are clearly distinct, facilitating a comprehensive evaluation of models' reasoning and perception. Additionally, we compute the Jensen-Shannon distance between the two embedding spaces, which is 0.668, further validating their distinctiveness.

4. Evaluation of Video-MMLU

4.1. Models and Evaluation Strategies

Participating LMMs. We evaluate a total of 87 models across three categories:

- **3 Proprietary Models**, including `Gemini-1.5-Flash`, `GPT-4o`, and `Claude-3.5-sonnet`,
- **78 Open-Source LMMs**, encompassing state-of-the-art video-specific LMMs and image-based LMMs capable of processing multiple images, with model sizes **ranging from 256M to 40B**,
- **6 Vision-Blind Baselines**, following [25, 116].

Evaluation strategies. To ensure a fair comparison, we maintain consistency by using the same 32 uniformly sampled frames across all models. Considering the limitations on input frame numbers for various image-based LMMs [24, 40, 79, 89, 95, 165], we reduce the input frames to 4 per video for these models. Notably, LLaVA-NeXT-Vicuna [79] series and XComposer [165] fail to generate valid outputs on Video-MMLU with only 4 frames, so we further reduce the sampled frames to 2. For the visual QA track, we require models to provide concise responses, while for the video captioning track, we encourage generating the most detailed descriptions possible. While proprietary models [8, 54, 105] are widely used for evaluation, assessing large-scale benchmarks like **Video-MMLU** via API-based models is costly and not universally accessible. Additionally, the results are highly dependent on API versions. Therefore, we provide a free and reliable alternative by using Qwen2.5-72B [142] as the LLM evaluation assistant with a temperature of 0. Given its strong reasoning capabilities, it ensures fair and accurate judgment, particularly for reasoning-based QA tasks. The evaluation is conducted using LMMs-Eval[164] and VLMEvalKit [44].

Table 2: Results on **Video-MMLU** including vision-blind baselines, proprietary models, and open-source LMMs (<5B), across overall performance, detailed captioning (Notebook), and reasoning QA (Quiz) in different disciplines. Darker shades indicate better performance.

Models	LLM	Size	Overall	Notebook				Quiz			
				Avg.	Math	Physics	Chemistry	Avg.	Math	Physics	Chemistry
Vision-Blind Baselines											
	-	0.5B	4.29	2.25	2.31	4.44	0.01	6.33	4.92	8.88	5.19
	-	1.5B	16.49	7.66	5.79	8.88	8.33	25.33	20.39	26.92	28.67
Qwen2.5 [143]	-	3B	21.64	11.31	11.88	14.24	7.81	31.97	27.58	32.12	36.23
	-	7B	22.34	10.02	6.08	12.34	11.66	34.66	33.17	34.65	33.16
	-	32B	24.76	13.65	9.85	17.45	13.66	35.87	34.14	36.15	37.33
	-	72B	24.99	9.44	8.88	12.77	6.69	40.54	37.55	39.76	43.31
Proprietary Models											
Gemini-1.5-Flash	-	-	43.63	39.46	27.69	53.36	37.33	47.77	44.36	67.51	31.43
GPT-4o	-	-	49.41	53.89	55.23	56.12	50.33	44.93	33.08	75.91	25.79
Claude-3.5-sonnet	-	-	69.34	67.43	63.74	65.91	72.66	71.24	68.29	77.64	67.80
Open-Source LMMs (~5B)											
SmolVLM-256M [46]	SmolLM2 [7]	135M	8.95	15.41	11.87	16.14	18.24	2.50	1.62	2.50	3.40
VILA1.5-3B [86]	Qwen2 [121]	1.5B	9.61	18.71	19.65	15.83	20.66	0.51	1.36	0.13	0.05
SmolVLM-500M [46]	SmolLM2 [7]	360M	11.05	17.24	11.29	21.75	18.68	4.86	3.65	7.14	3.81
SmolVLM [46]	SmolLM2 [7]	1.7B	14.14	17.25	14.91	20.00	16.86	11.03	6.09	15.71	11.29
DeepSeek-VL-1.3B [95]	DeepSeek-LLM [15]	1.3B	15.28	20.59	18.30	20.51	22.98	9.98	10.35	8.57	11.02
InternVL2-2B [30]	InternLM2 [19]	1.8B	15.60	24.61	22.44	26.31	25.09	6.59	5.68	7.85	6.25
Mini-InternVL-Chat-2B-V1.5 [30]	InternLM2 [19]	1.8B	16.12	21.19	22.32	20.00	21.25	11.05	10.15	10.35	12.65
XinYuan-VL-2B [39]	Qwen2 [121]	1.5B	17.58	29.65	25.08	32.63	31.26	5.52	4.26	6.07	6.25
InternVL2-1B [30]	Qwen2 [121]	0.5B	18.59	26.59	22.77	26.66	30.34	10.59	10.35	10.00	11.43
Qwen2-VL-2B [121]	Qwen2 [121]	1.5B	19.33	30.19	28.67	32.98	28.92	8.47	7.10	10.71	7.62
LLaVA-OneVision-OV [77]	Qwen2 [121]	0.5B	19.60	23.77	22.42	20.89	28.01	15.43	14.82	13.92	17.55
XComposer2-1.8B [43]	InternLM2 [19]	1.8B	19.77	20.79	14.21	23.85	24.32	18.76	13.60	19.28	23.40
InternVL2-4B [30]	Phi3-mini [1]	3.8B	20.44	27.44	26.28	30.87	25.19	13.45	11.16	17.50	11.70
Qwen2.5-VL-3B [14]	Qwen2.5 [143]	3B	22.40	31.06	31.20	32.63	29.36	13.74	10.05	17.85	13.33
Aquila-VL-2B [55]	Qwen2.5 [143]	1.5B	23.94	13.78	13.14	15.08	13.14	34.10	30.45	36.07	35.78
Apollo-1.5B [178]	Qwen2.5 [143]	1.5B	25.89	26.43	26.32	21.66	31.33	25.35	26.02	20.01	30.03
Apollo-3B [178]	Qwen2.5 [143]	3B	27.27	33.26	32.30	30.83	36.66	21.28	17.12	26.66	20.07
InternVL2.5-1B [29]	Qwen2.5 [143]	0.5B	27.57	31.71	26.97	34.38	33.79	23.43	22.84	23.92	23.53
InternVL2.5-2B [29]	InternLM2.5 [19]	1.8B	28.62	33.26	27.94	34.02	37.83	23.99	22.43	23.57	25.98
Phi-3-Vision [1]	Phi3-mini [1]	3.8B	28.69	21.85	21.88	23.85	19.84	35.54	25.98	41.07	39.59
SAIL-VL-2B [42]	Qwen2.5 [143]	1.5B	28.86	25.65	23.27	25.96	27.74	32.08	27.71	33.57	34.96
Phi-3.5-Vision [1]	Phi3.5-mini [1]	3.8B	34.39	29.55	23.20	32.38	33.09	39.23	35.32	40.35	42.04
Mini-InternVL-Chat-4B-V1.5 [30]	Phi3-mini [1]	3.8B	39.98	25.76	23.71	30.17	23.42	54.20	45.27	61.42	55.91
InternVL2.5-4B [29]	Qwen2.5 [143]	3B	40.74	36.75	31.35	36.30	42.61	44.74	41.82	46.42	45.98
Aria [78]	66 Experts MoEs	3.9B	42.87	45.09	41.45	45.83	48.0	40.65	39.17	42.66	40.12

4.2. Leaderboard

We select LMMs encompassing various design aspects such as architecture, training strategies and data mixtures. Our evaluation brings several important findings, as follows:

1) Proprietary models consistently outperform open-source models. As shown in Table 2, Table 3 and Table 4, both proprietary and open-source models perform poorly on **Video-MMLU**, with accuracy mostly between 10% and 50%. Despite demonstrating competitive results in various video understanding and image OCR tasks, open-source models fall significantly behind in handling videos in **Video-MMLU**, particularly in video detailed captioning. Among all evaluated models, `Claude-3.5-sonnet` achieves the highest performance across all tasks.

2) Lecture understanding in models relies more on textual content in frames than on animations. To comprehensively assess performance across different disciplines, we compute the average scores for

Table 3: Results on **Video-MMLU** including proprietary models, and open-source LMMs (<8B), across overall performance, detailed captioning (Notebook), and reasoning QA (Quiz) in different disciplines. Darker shades indicate better performance.

Models	LLM	Size	Overall	Notebook				Quiz			
				Avg.	Math	Physics	Chemistry	Avg.	Math	Physics	Chemistry
Proprietary Models											
Gemini-1.5-Flash	-	-	43.63	39.46	27.69	53.36	37.33	47.77	44.36	67.51	31.43
GPT-4o	-	-	49.41	53.89	55.23	56.12	50.33	44.93	33.08	75.91	25.79
Claude-3.5-sonnet	-	-	69.34	67.43	63.74	65.91	72.66	71.24	68.29	77.64	67.80
Open-Source LMMs (~8B)											
XComposer [165]	InternLM [43]	7B	10.91	20.52	12.96	23.50	25.10	1.29	1.42	0.71	1.76
InstructBLIP-7B [40]	Vicuna [34]	7B	11.06	19.26	14.54	21.75	21.49	2.86	1.11	4.64	2.85
Mantis-8B-Fuyu [69]	Fuyu [4]	8B	12.31	16.50	12.41	17.19	19.91	8.12	6.09	8.21	10.06
Cambrian-8B [116]	LLaMA3 [6]	8B	12.68	20.17	20.38	21.75	18.38	5.19	3.35	6.78	5.44
Mantis-8B-siglip-llama3 [69]	LLaMA3 [6]	8B	13.74	23.95	14.12	28.42	29.33	3.54	2.33	1.78	6.53
Mantis-8B-Idefics2 [69]	Mistral [5]	7B	14.19	21.41	16.81	23.50	23.94	6.98	6.70	6.78	7.48
LLaVA-1.5 [89]	Vicuna [34]	7B	15.71	22.31	15.30	22.81	28.84	9.11	7.81	8.92	10.61
Video-LlaVA-7B [85]	Vicuna [34]	7B	15.89	15.32	11.15	16.14	18.67	16.47	13.29	17.5	18.63
VideoChat2-HD [80]	Mistral [5]	7B	16.74	18.07	15.63	19.65	18.94	15.40	12.79	13.15	20.26
Mantis-8B-clip-llama3 [69]	LLaMA3 [6]	8B	18.78	21.62	14.37	24.56	25.95	15.95	13.29	13.21	21.36
Video-ChatGPT [101]	Vicuna [34]	7B	19.37	16.30	10.88	15.78	22.25	22.45	19.08	20.00	28.29
LLaVA-NeXT [79]	Vicuna [34]	7B	21.46	18.06	9.79	21.40	22.99	24.87	21.31	22.85	30.47
Qwen-VL [11]	Qwen [13]	7B	21.98	24.35	19.56	25.61	27.88	19.62	16.95	16.07	25.85
mPLUG-Owl3 [147]	Qwen2 [121]	7B	22.59	22.55	18.61	24.91	24.13	22.64	18.57	25.00	24.35
ShareGPT4V-7B [24]	Vicuna [34]	7B	22.81	23.48	18.99	25.16	26.30	22.15	17.83	22.24	26.40
LLaVA-NeXT [79]	LLaMA3 [6]	8B	23.29	16.53	8.97	20.00	20.64	30.05	24.06	32.50	33.60
PLLaVA [139]	Vicuna [34]	7B	23.85	16.08	12.75	18.18	17.33	31.63	21.55	41.44	31.91
InternVL2-8B [30]	InternLM2.5 [19]	7B	24.06	31.43	26.12	33.33	34.85	16.69	13.19	21.78	15.10
DeepSeek-VL-7B [95]	DeepSeek-LLM [15]	7B	24.12	26.20	25.62	25.65	27.33	22.04	20.50	18.57	27.07
VILA1.5-8B [86]	LLaMA3 [6]	8B	24.20	27.95	25.38	25.83	32.66	20.45	14.38	26.73	20.24
XComposer2 [43]	InternLM2 [19]	7B	25.62	16.24	12.68	17.89	18.16	35.00	26.90	38.92	39.18
LLaVA-NeXT [79]	Mistral [5]	7B	25.83	20.31	18.48	21.05	21.42	31.45	26.09	33.57	34.69
Qwen2-VL-7B [121]	Qwen2 [121]	7B	28.83	34.22	27.58	35.37	39.72	23.44	19.59	24.07	26.66
LLaVA-NeXT-Video-7B [168]	Qwen2 [121]	7B	31.55	35.75	30.03	36.69	40.54	27.35	29.32	24.07	28.66
LLaVA-OneVision-OV [77]	Qwen2 [121]	7B	33.99	34.55	29.53	35.66	38.46	33.44	30.35	35.71	34.28
Apollo-7B [178]	Qwen2.5 [143]	7B	36.78	38.22	33.50	39.16	42.00	35.33	29.45	26.56	49.98
Qwen2.5-VL-7B[14]	Qwen2.5 [143]	7B	37.47	42.02	39.43	44.91	41.73	32.93	24.36	41.78	32.65
Valley-Eagle [135]	Qwen2.5 [143]	7B	37.96	39.22	33.21	41.40	43.07	36.71	28.40	37.14	44.58
MiniCPM-V 2.6 [146]	Qwen2 [121]	7B	39.31	43.57	36.13	47.01	47.59	35.06	28.79	37.66	38.73
InternVL2.5-8B [29]	InternLM2.5 [19]	7B	39.51	34.51	30.48	34.53	38.52	44.51	39.91	46.29	47.33
MiniCPM-o 2.6 [146]	Qwen2.5 [143]	7B	44.89	54.83	47.86	57.54	59.10	34.95	39.28	22.85	42.72

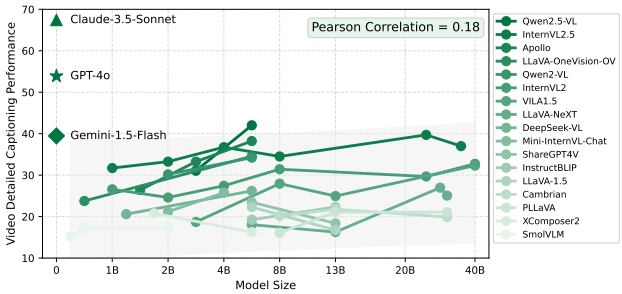

Fig. 4: **Relationship between model size and video captioning performance.** The shaded region shows the confidence interval, with darker colors indicating better performance.

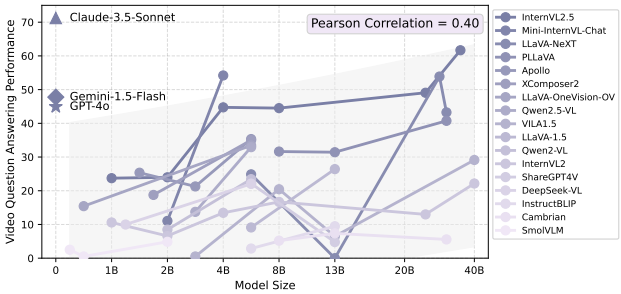

Fig. 5: **Relationship between model size and video QA performance.** The shaded region shows the confidence interval, with darker colors indicating better performance.

Table 4: Results on **Video-MMLU** including proprietary models, and open-source LMMs (<40B), across overall performance, detailed captioning (Notebook), and reasoning QA (Quiz) in different disciplines. Darker shades indicate better performance.

Models	LLM	Size	Overall	Notebook				Quiz			
				Avg.	Math	Physics	Chemistry	Avg.	Math	Physics	Chemistry
Proprietary Models											
Gemini-1.5-Flash	-	-	43.63	39.46	27.69	53.36	37.33	47.77	44.36	67.51	31.43
GPT-4o	-	-	49.41	53.89	55.23	56.12	50.33	44.93	33.08	75.91	25.79
Claude-3.5-sonnet	-	-	69.34	67.43	63.74	65.91	72.66	71.24	68.29	77.64	67.80
Open-Source LMMs (~20B)											
LLaVA-NeXT [79]	Vicuna [34]	13B	8.13	16.27	9.95	22.55	16.32	0.0	0.0	0.0	0.0
ShareGPT4V-13B [24]	Vicuna [34]	13B	11.57	18.37	17.13	19.31	18.69	4.78	4.06	5.00	5.30
Cambrian-13B [116]	Vicuna [34]	13B	14.56	21.77	20.14	24.21	20.97	7.36	4.16	10.71	7.21
VILA1.5-13B [86]	Vicuna [34]	13B	15.71	24.95	24.21	22.66	28.00	6.48	2.73	6.68	10.05
InstructBLIP-13B [40]	Vicuna [34]	13B	15.89	22.32	14.96	26.51	25.49	9.47	5.17	15.35	7.89
InternVL-Chat-V1-1 [30]	LLaMA2 [117]	13B	21.53	24.83	22.30	26.31	25.88	18.22	13.29	21.78	19.59
LLaVA-1.5 [89]	Vicuna [34]	13B	21.58	16.74	12.75	21.75	15.72	26.42	23.14	26.07	30.06
OmChat-v2.0-13B [171]	Qwen2 [121]	7B	21.91	24.57	21.26	25.61	26.85	19.26	15.32	20.71	21.76
PLLaVA-13B [139]	Vicuna [34]	13B	26.25	21.08	17.75	21.42	24.07	31.43	25.27	28.21	40.81
InternVL-Chat-V1-5 [30]	InternLM [43]	20B	28.76	26.00	21.35	26.31	30.34	31.53	32.33	29.62	32.66
CogVLM2-LLaMA3-Chat-19B [63]	LLaMA3 [6]	8B	31.99	24.08	21.33	24.91	26.01	39.90	32.58	41.42	45.71
Open-Source LMMs (~40B)											
Cambrian-34B [116]	Nous-Hermes-2-Yi [104]	34B	12.73	19.90	20.52	22.10	17.08	5.56	4.06	6.78	5.85
InternVL2-26B [30]	InternLM2 [19]	20B	21.33	29.68	26.19	28.77	34.01	12.98	13.84	11.11	14.00
InternVL-Chat-V1-2-Plus [30]	Nous-Hermes-2-Yi [104]	34B	24.25	18.88	21.23	21.05	14.36	29.62	22.13	38.57	28.16
InternVL2-40B [30]	Nous-Hermes-2-Yi [104]	34B	27.44	32.74	28.67	33.58	35.99	22.15	19.79	25.71	20.95
InternVL-Chat-V1-2 [30]	Nous-Hermes-2-Yi [104]	34B	29.00	21.42	23.14	26.66	14.47	36.58	23.85	50.00	35.91
VILA1.5-40B [86]	Nous-Hermes-2-Yi [104]	34B	30.72	32.30	29.91	28.33	38.66	29.13	31.51	20.15	35.72
PLLaVA-34B [139]	Nous-Hermes-2-Yi [104]	34B	30.91	21.09	20.53	22.10	20.65	40.74	30.62	47.22	44.38
LLaVA-NeXT [79]	Nous-Hermes-2-Yi [104]	34B	34.16	25.07	23.58	25.72	25.93	43.25	21.42	58.33	50.00
LLaVA-NeXT [79]	Qwen1.5 [12]	32B	40.43	26.98	23.10	22.96	34.90	53.88	46.10	55.55	60.00
InternVL2.5-26B [29]	InternLM2.5 [19]	20B	44.39	39.71	32.90	47.91	38.33	49.07	47.21	50.00	50.00
InternVL2.5-38B [29]	Qwen2.5 [143]	32B	49.35	37.01	34.25	35.13	41.66	61.68	60.47	59.25	65.33

both notebook and quiz tasks. Figure 6 shows that models significantly excel in physics and chemistry over mathematics. Lecture videos in **Video-MMLU** reveals that physics and chemistry lectures contain more textual explanations, while mathematics lectures emphasizes formulas and dynamic visualizations. This suggests that existing LMMs primarily extract textual information but struggle with inferring complex logical relationships from animations. Consequently, their weaker performance in mathematics highlights challenges in handling dynamic abstract symbolic representations.

3) Open-source video LMMs may not exhibit clear advantages over image LMMs. Most video LMMs [21, 31] are initialized with pre-trained image model weights and fine-tuned on video-text data to enhance temporal modeling without additional parameters. However, in **Video-MMLU**, under the same architecture, ShareGPT4V-13B [24] (video LMM) underperforms LLaVA-1.5-Vicuna-13B [89] (image LMM), despite additional video training. This may be due to the lack of OCR and visual knowledge reasoning tasks in video-text datasets, which are common in image-text training. Therefore, video LMMs struggle to transfer these capabilities to dynamic scenes, limiting their reasoning potential and temporal modeling advantages.

4) Large scale LMMs do not show clear advantages over smaller ones. The scaling law of LMMs [41, 178] suggests that increasing model size significantly improves performance. While this trend persists in **Video-MMLU**, its effect is less pronounced. Aria [78] (best under 5B) and MiniCPM-o-2.6 [146] (best under 8B) outperform CogVLM2 [63], the strongest model around 20B. The size-performance scaling of the same model in **Video-MMLU** is not linear, as seen in InternVL2.5 [19], which improves

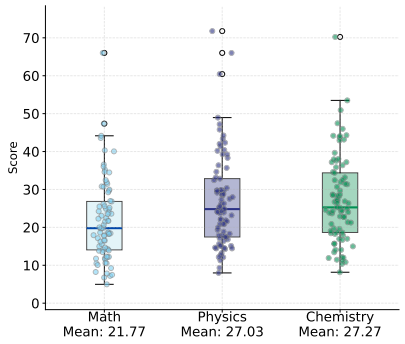

Fig. 6: Score distribution.

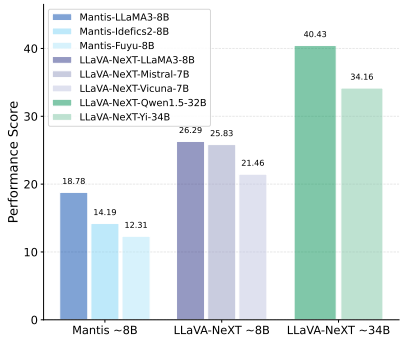

Fig. 7: Impact of LLM backbones.

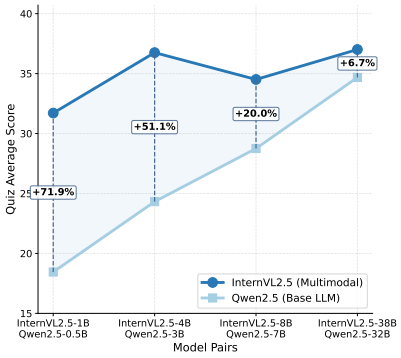

Fig. 8: Impact of LLM size.

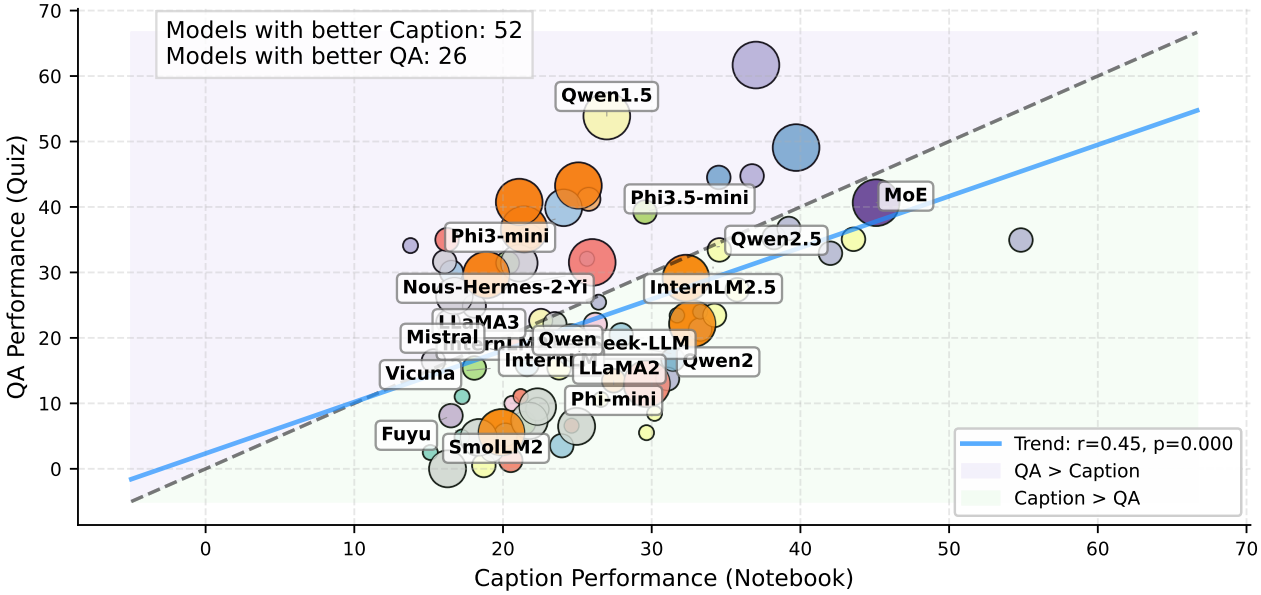

Fig. 9: Relationship between captioning and QA performance across LLM.

from 1B to 38B without proportional gains. In video captioning (Figure 4), model size has a weak correlation with performance ($r = 0.18$), suggesting that larger models do not necessarily generate better captions. Contrastly, video QA (Figure 5) shows a stronger correlation ($r = 0.40$), indicating that reasoning abilities benefit more from scaling. However, the trend remains inconsistent, with several models experiencing performance drops around 13B. A possible explanation is that larger models overfit training data focused on open-world understanding, limiting their generalization to multi-discipline lecture comprehension.

5) Larger LLMs enhance lecture understanding but with diminishing returns. Figure 8 compares QA performance in **Video-MMLU** between vision-blind Qwen2.5 [143] and selected InternVL2.5 [29] trained on the same dataset with Qwen2.5 [143] as the LLM backbone. As model size increases, Qwen2.5 [143] exhibits continuous performance gains, while InternVL2.5 [29] follows a similar trend, indicating that scaling up the LLMs enhances lecture understanding. However, the performance gains

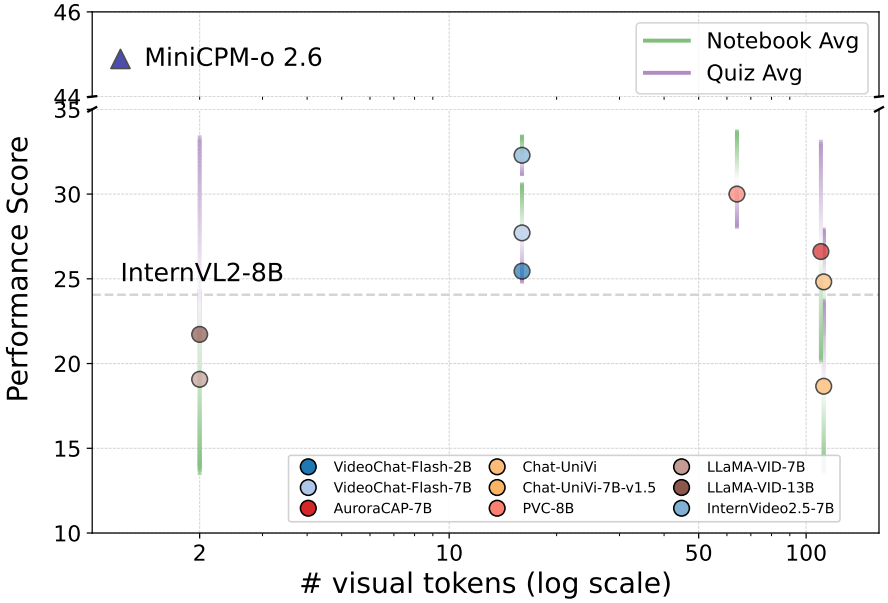

Fig. 10: Impact of visual tokens number.

gradually diminish with increasing model size, tapering to just a 6.7% improvement at the largest scale. This indicates that while larger LLMs offer notable improvements, their advantage weakens at higher scales, highlighting opportunities to optimize training strategies for better leveraging strong LLMs in large-scale LMMs.

6) LLM Architecture shapes LMMs' balance between perception and reasoning. Figure 7 confirms that LMMs performance is directly influenced by the ability of LLMs. Table 3 and Table 4 indicate that LMM performance in lecture captioning and QA tasks is likely shaped by the LLM architecture. Figure 9 visualizes performance distribution, with point colors representing architectures and sizes reflecting model scale. Most models excel in captioning over QA, highlighting the greater reasoning challenge lecture QA in **Video-MMLU**. LMMs built on Qwen2.5 [143] and InternLM2.5 [19] achieve strong and balanced performance, while MoE-based LLMs also perform well. In contrast, ultra-small LLMs (SmolLM2 [7]) and decoder-only models (Fuyu [4]) struggle with these tasks. Earlier architectures like Vicuna [34] and LLaMA2 [82] perform poorly in QA for its weaker reasoning and instruction-following capabilities. This underscores the need to prioritize reasoning-focused LLMs (e.g., QwQ-32B [115]) for future advancements in lecture understanding.

4.3. Variation Analysis

As Large Multimodal Models (LMMs) excel across various tasks, model efficiency has gained increasing attention. Due to widespread redundancy in images and videos, most approaches [51, 57, 59, 118, 145] employ visual token compression based on similarity or attention scores. Experiments show these methods achieve competitive or better performance using only a few visual tokens compared to full-token models. However, it remains unclear: **Can LMMs with visual token compression sustain strong performance in complex, context-rich lecture understanding tasks like Video-MMLU?** To explore this, we evaluate representative models on **Video-MMLU**.

Figure 10 presents a schematic comparison of performance and efficiency among visual token compression models. Since inference time varies significantly across architectures, models, deployment frameworks, and output lengths, we use the number of visual tokens per frame as a proxy of efficiency. The wide performance variation among models with similar token counts suggests that architecture and compression strategy are as crucial as token quantity. Our findings indicate that significant token reduction is feasible while maintaining or even surpassing the performance of the base model. For instance, PVC-8B [144] (64 tokens per frame) achieves a 24.7% performance improvement over its base model (InternVL2-8B [31]). However, models with ultra-low token counts suffer significant performance drops, like LLaMA-VID [83] (2 tokens). An optimal range of 16–300 tokens per frame balances efficiency and performance, with PVC-8B [144] (64 tokens) and VideoChat-Flash-7B [81] (16 tokens) being particularly effective. The non-linear performance curve of AuroraCap-7B [21] across different token counts underscores the need for domain-specific token compression optimization. Despite efficiency gains, a substantial gap remains between token-compressed models and the state-of-the-art. Even the best-performing compressed model, PVC-8B, lags far behind MiniCPM-o2.6 [146] (the leading 8B model), indicating challenges in preserving fine-grained details (e.g., formulas, numbers) essential for complex lecture reasoning with existing token-compressed models. Additionally, results from the LLaMA-VID [83] and VideoChat-Flash [81] series suggest that larger model sizes can partially mitigate the information loss from compression.

5. Conclusion

In this paper, we introduce **Video-MMLU**, a large-scale video-based benchmark for multi-discipline lecture understanding, designed to evaluate Large Multimodal Models (LMMs) in multimodal perception and reasoning within lecture comprehension. Our results show that both proprietary and open-source LMMs perform poorly, highlighting significant challenges in lecture understanding. Our analysis of visual token strategies and base LLM architectures provides valuable insights for guiding future research.

Acknowledgments

We acknowledge the support of Lambda, Inc. for providing compute resources for this project.

References

[1] Marah Abdin, Jyoti Aneja, Hany Awadalla, Ahmed Awadallah, Ammar Ahmad Awan, Nguyen Bach, Amit Bahree, Arash Bakhtiari, Jianmin Bao, Harkirat Behl, et al. Phi-3 technical report: A highly capable language model locally on your phone. *arXiv preprint arXiv:2404.14219*, 2024.

[2] Guillermo Franco Abellán, Matteo Braglia, Mario Ballardini, Fabio Finelli, and Vivian Poulin. Probing early modification of gravity with planck, act and spt. *Journal of Cosmology and Astroparticle Physics*, 2023(12):017, 2023.

[3] Amit Agarwal, Srikant Panda, Angeline Charles, Bhargava Kumar, Hitesh Patel, Priyaranjan Pattnayak, Taki Hasan Rafi, Tejaswini Kumar, and Dong-Kyu Chae. Mvtamperbench: Evaluating robustness of vision-language models. *arXiv preprint arXiv:2412.19794*, 2024.

[4] Adept AI. Fuyu-8b: A unified vision-language model, 2024. URL https://www.adept.ai/blog/fuyu-8b. Accessed: 2025-03-01.

[5] Mistral AI. Ministral-8b-instruct-2410, 2024. URL https://huggingface.co/mistralai/Mistral-7B-Instruct-v0.2. Accessed: 2025-03-01.

[6] AI@Meta. Llama 3 model card. 2024. URL https://github.com/meta-llama/llama3/blob/main/MODEL_CARD.md.

[7] Loubna Ben Allal, Anton Lozhkov, Elie Bakouch, Gabriel Martín Blázquez, Guilherme Penedo, Lewis Tunstall, Andrés Marafioti, Hynek Kydlíček, Agustín Piqueres Lajarín, Vaibhav Srivastav, et al. Smollm2: When smol goes big–data-centric training of a small language model. *arXiv preprint arXiv:2502.02737*, 2025.

[8] Anthropic. Claude 3.5 sonnet announcement, 2024. URL https://www.anthropic.com/news/claude-3-5-sonnet. Accessed: 2025-03-01.

[9] Anurag Arnab, Mostafa Dehghani, Georg Heigold, Chen Sun, Mario Lučić, and Cordelia Schmid. Vivit: A video vision transformer. In *Proceedings of the IEEE/CVF international conference on computer vision*, pages 6836–6846, 2021.

[10] Kyungho Bae, Jinhyung Kim, Sihaeng Lee, Soonyoung Lee, Gunhee Lee, and Jinwoo Choi. Mash-vlm: Mitigating action-scene hallucination in video-llms through disentangled spatial-temporal representations. *arXiv preprint arXiv:2503.15871*, 2025.

[11] J Bai, S Bai, S Yang, S Wang, S Tan, P Wang, J Lin, C Zhou, and J Qwen-VL Zhou. A versatile vision-language model for understanding, localization, text reading, and beyond. *arXiv preprint arXiv:2308.12966*, 2023.

[12] Jinze Bai, Shuai Bai, Yunfei Chu, Zeyu Cui, Kai Dang, Xiaodong Deng, Yang Fan, Wenbin Ge, Yu Han, Fei Huang, Binyuan Hui, Luo Ji, Mei Li, Junyang Lin, Runji Lin, Dayiheng Liu, Gao Liu, Chengqiang Lu, Keming Lu, Jianxin Ma, Rui Men, Xingzhang Ren, Xuancheng Ren, Chuanqi Tan, Sinan Tan, Jianhong Tu, Peng Wang, Shijie Wang, Wei Wang, Shengguang Wu, Benfeng Xu, Jin Xu, An Yang, Hao Yang, Jian Yang, Shusheng Yang, Yang Yao, Bowen Yu, Hongyi Yuan, Zheng Yuan, Jianwei Zhang, Xingxuan Zhang, Yichang Zhang, Zhenru Zhang, Chang Zhou, Jingren Zhou, Xiaohuan Zhou, and Tianhang Zhu. Qwen technical report. *arXiv preprint arXiv:2309.16609*, 2023.

[13] Jinze Bai, Shuai Bai, Yunfei Chu, Zeyu Cui, Kai Dang, Xiaodong Deng, Yang Fan, Wenbin Ge, Yu Han, Fei Huang, et al. Qwen technical report. *arXiv preprint arXiv:2309.16609*, 2023.

[14] Shuai Bai, Keqin Chen, Xuejing Liu, Jialin Wang, Wenbin Ge, Sibo Song, Kai Dang, Peng Wang, Shijie Wang, Jun Tang, et al. Qwen2. 5-vl technical report. *arXiv preprint arXiv:2502.13923*, 2025.

[15] Xiao Bi, Deli Chen, Guanting Chen, Shanhuang Chen, Damai Dai, Chengqi Deng, Honghui Ding, Kai Dong, Qiushi Du, Zhe Fu, et al. Deepseek llm: Scaling open-source language models with longtermism. *arXiv preprint arXiv:2401.02954*, 2024.

[16] Xiaowei Bi and Zheyuan Xu. Everything can be described in words: A simple unified multi-modal framework with semantic and temporal alignment. *arXiv preprint arXiv:2503.09081*, 2025.

[17] Mahtab Bigverdi, Zelun Luo, Cheng-Yu Hsieh, Ethan Shen, Dongping Chen, Linda G Shapiro, and Ranjay Krishna. Perception tokens enhance visual reasoning in multimodal language models. *arXiv preprint arXiv:2412.03548*, 2024.

[18] Sondos Mahmoud Bsharat, Mukul Ranjan, Aidar Myrzakhan, Jiacheng Liu, Bowei Guo, Shengkun Tang, Zhuang Liu, Yuanzhi Li, and Zhiqiang Shen. Mobile-mmlu: A mobile intelligence language understanding benchmark. *arXiv preprint arXiv:2503.20786*, 2025.

[19] Zheng Cai, Maosong Cao, Haojiong Chen, Kai Chen, Keyu Chen, Xin Chen, Xun Chen, Zehui Chen, Zhi Chen, Pei Chu, et al. Internlm2 technical report. *arXiv preprint arXiv:2403.17297*, 2024.

[20] Meng Cao, Pengfei Hu, Yingyao Wang, Jihao Gu, Haoran Tang, Haoze Zhao, Jiahua Dong, Wangbo Yu, Ge Zhang, Ian Reid, et al. Video simpleqa: Towards factuality evaluation in large video language models. *arXiv preprint arXiv:2503.18923*, 2025.

[21] Wenhao Chai, Enxin Song, Yilun Du, Chenlin Meng, Vashisht Madhavan, Omer Bar-Tal, Jeng-Neng Hwang, Saining Xie, and Christopher D Manning. Auroracap: Efficient, performant video detailed captioning and a new benchmark. *arXiv preprint arXiv:2410.03051*, 2024.

[22] Anish Chandak, Lakulish Antani, Micah Taylor, and Dinesh Manocha. Fastv: From-point visibility culling on complex models. In *Computer Graphics Forum*, volume 28, pages 1237–1246. Wiley Online Library, 2009.

[23] Jiaqi Chen, Jianheng Tang, Jinghui Qin, Xiaodan Liang, Lingbo Liu, Eric P Xing, and Liang Lin. Geoqa: A geometric question answering benchmark towards multimodal numerical reasoning. *arXiv preprint arXiv:2105.14517*, 2021.

[24] Lin Chen, Jisong Li, Xiaoyi Dong, Pan Zhang, Conghui He, Jiaqi Wang, Feng Zhao, and Dahua Lin. Sharegpt4v: Improving large multi-modal models with better captions. *arXiv preprint arXiv:2311.12793*, 2023.

[25] Lin Chen, Jinsong Li, Xiaoyi Dong, Pan Zhang, Yuhang Zang, Zehui Chen, Haodong Duan, Jiaqi Wang, Yu Qiao, Dahua Lin, et al. Are we on the right way for evaluating large vision-language models? *arXiv preprint arXiv:2403.20330*, 2024.

[26] Lin Chen, Xilin Wei, Jinsong Li, Xiaoyi Dong, Pan Zhang, Yuhang Zang, Zehui Chen, Haodong Duan, Bin Lin, Zhenyu Tang, et al. Sharegpt4video: Improving video understanding and generation with better captions. *arXiv preprint arXiv:2406.04325*, 2024.

[27] Lin Chen, Xilin Wei, Jinsong Li, Xiaoyi Dong, Pan Zhang, Yuhang Zang, Zehui Chen, Haodong Duan, Zhenyu Tang, Li Yuan, et al. Sharegpt4video: Improving video understanding and generation with better captions. *Advances in Neural Information Processing Systems*, 37:19472–19495, 2025.

[28] Yukang Chen, Fuzhao Xue, Dacheng Li, Qinghao Hu, Ligeng Zhu, Xiuyu Li, Yunhao Fang, Haotian Tang, Shang Yang, Zhijian Liu, et al. Longvila: Scaling long-context visual language models for long videos. *arXiv preprint arXiv:2408.10188*, 2024.

[29] Zhe Chen, Weiyun Wang, Yue Cao, Yangzhou Liu, Zhangwei Gao, Erfei Cui, Jinguo Zhu, Shenglong Ye, Hao Tian, Zhaoyang Liu, et al. Expanding performance boundaries of open-source multimodal models with model, data, and test-time scaling. *arXiv preprint arXiv:2412.05271*, 2024.

[30] Zhe Chen, Weiyun Wang, Hao Tian, Shenglong Ye, Zhangwei Gao, Erfei Cui, Wenwen Tong, Kongzhi Hu, Jiapeng Luo, Zheng Ma, et al. How far are we to gpt-4v? closing the gap to commercial multimodal models with open-source suites. *arXiv preprint arXiv:2404.16821*, 2024.

[31] Zhe Chen, Jiannan Wu, Wenhai Wang, Weijie Su, Guo Chen, Sen Xing, Muyan Zhong, Qinglong Zhang, Xizhou Zhu, Lewei Lu, et al. Internvl: Scaling up vision foundation models and aligning for generic visual-linguistic tasks. In *Proceedings of the IEEE/CVF Conference on Computer Vision and Pattern Recognition*, pages 24185–24198, 2024.

[32] Zesen Cheng, Sicong Leng, Hang Zhang, Yifei Xin, Xin Li, Guanzheng Chen, Yongxin Zhu, Wenqi Zhang, Ziyang Luo, Deli Zhao, et al. Videollama 2: Advancing spatial-temporal modeling and audio understanding in video-llms. *arXiv preprint arXiv:2406.07476*, 2024.

[33] Zheng Cheng, Rendong Wang, and Zhicheng Wang. Focuschat: Text-guided long video understanding via spatiotemporal information filtering. *arXiv preprint arXiv:2412.12833*, 2024.

[34] Wei-Lin Chiang, Zhuohan Li, Ziqing Lin, Ying Sheng, Zhanghao Wu, Hao Zhang, Lianmin Zheng, Siyuan Zhuang, Yonghao Zhuang, Joseph E Gonzalez, et al. Vicuna: An open-source chatbot impressing gpt-4 with 90%* chatgpt quality. *See https://vicuna. lmsys. org (accessed 14 April 2023)*, 2(3):6, 2023.

[35] Wey Yeh Choong, Yangyang Guo, and Mohan Kankanhalli. Vidhal: Benchmarking temporal hallucinations in vision llms. *arXiv preprint arXiv:2411.16771*, 2024.

[36] Sanghyeok Chu, Seonguk Seo, and Bohyung Han. Fine-grained video captioning through scene graph consolidation. *arXiv preprint arXiv:2502.16427*, 2025.

[37] LMDeploy Contributors. Lmdeploy: A toolkit for compressing, deploying, and serving llm. https://github.com/InternLM/lmdeploy, 2023.

[38] Daniel Cores, Michael Dorkenwald, Manuel Mucientes, Cees GM Snoek, and Yuki M Asano. Tvbench: Redesigning video-language evaluation. *arXiv preprint arXiv:2410.07752*, 2024.

[39] Cylingo. Xinyuan-vl-2b, 2024. URL https://huggingface.co/Cylingo/Xinyuan-VL-2B. Accessed: 2025-03-01.

[40] Wenliang Dai, Junnan Li, Dongxu Li, Anthony Meng Huat Tiong, Junqi Zhao, Weisheng Wang, Boyang Li, Pascale N Fung, and Steven Hoi. Instructblip: Towards general-purpose vision-language models with instruction tuning. *Advances in Neural Information Processing Systems*, 36, 2024.

[41] Matt Deitke, Christopher Clark, Sangho Lee, Rohun Tripathi, Yue Yang, Jae Sung Park, Mohammadreza Salehi, Niklas Muennighoff, Kyle Lo, Luca Soldaini, et al. Molmo and pixmo: Open weights and open data for state-of-the-art multimodal models. *arXiv preprint arXiv:2409.17146*, 2024.

[42] Hongyuan Dong, Zijian Kang, Weijie Yin, Xiao Liang, Chao Feng, and Jiao Ran. Scalable vision language model training via high quality data curation. *arXiv preprint arXiv:2501.05952*, 2025.

[43] Xiaoyi Dong, Pan Zhang, Yuhang Zang, Yuhang Cao, Bin Wang, Linke Ouyang, Xilin Wei, Songyang Zhang, Haodong Duan, Maosong Cao, et al. Internlm-xcomposer2: Mastering free-form text-image composition and comprehension in vision-language large model. *arXiv preprint arXiv:2401.16420*, 2024.

[44] Haodong Duan, Junming Yang, Yuxuan Qiao, Xinyu Fang, Lin Chen, Yuan Liu, Xiaoyi Dong, Yuhang Zang, Pan Zhang, Jiaqi Wang, et al. Vlmevalkit: An open-source toolkit for evaluating large multi-modality models. In *Proceedings of the 32nd ACM international conference on multimedia*, pages 11198–11201, 2024.

[45] Mark Endo, Xiaohan Wang, and Serena Yeung-Levy. Feather the throttle: Revisiting visual token pruning for vision-language model acceleration. *arXiv preprint arXiv:2412.13180*, 2024.

[46] Hugging Face. Smolvlm: A 1b vision-language model with moe, 2024. URL https://huggingface.co/blog/smolvlm. Accessed: 2025-03-01.

[47] Xinyu Fang, Kangrui Mao, Haodong Duan, Xiangyu Zhao, Yining Li, Dahua Lin, and Kai Chen. Mmbench-video: A long-form multi-shot benchmark for holistic video understanding. *Advances in Neural Information Processing Systems*, 37:89098–89124, 2024.

[48] Chaoyou Fu, Yuhan Dai, Yondong Luo, Lei Li, Shuhuai Ren, Renrui Zhang, Zihan Wang, Chenyu Zhou, Yunhang Shen, Mengdan Zhang, et al. Video-mme: The first-ever comprehensive evaluation benchmark of multi-modal llms in video analysis. *arXiv preprint arXiv:2405.21075*, 2024.

[49] Chaoyou Fu, Haojia Lin, Zuwei Long, Yunhang Shen, Meng Zhao, Yifan Zhang, Xiong Wang, Di Yin, Long Ma, Xiawu Zheng, Ran He, Rongrong Ji, Yunsheng Wu, Caifeng Shan, and Xing Sun. Vita: Towards open-source interactive omni multimodal llm. *arXiv preprint arXiv:2408.05211*, 2024.

[50] Chaoyou Fu, Haojia Lin, Xiong Wang, Yi-Fan Zhang, Yunhang Shen, Xiaoyu Liu, Yangze Li, Zuwei Long, Heting Gao, Ke Li, et al. Vita-1.5: Towards gpt-4o level real-time vision and speech interaction. *arXiv preprint arXiv:2501.01957*, 2025.

[51] Tianyu Fu, Tengxuan Liu, Qinghao Han, Guohao Dai, Shengen Yan, Huazhong Yang, Xuefei Ning, and Yu Wang. Framefusion: Combining similarity and importance for video token reduction on large visual language models, 2024. URL https://arxiv.org/abs/2501.01986.

[52] Hongcheng Gao, Jiashu Qu, Jingyi Tang, Baolong Bi, Yue Liu, Hongyu Chen, Li Liang, Li Su, and Qingming Huang. Exploring hallucination of large multimodal models in video understanding: Benchmark, analysis and mitigation. *arXiv preprint arXiv:2503.19622*, 2025.

[53] Tiantian Geng, Jinrui Zhang, Qingni Wang, Teng Wang, Jinming Duan, and Feng Zheng. Longvale: Vision-audio-language-event benchmark towards time-aware omni-modal perception of long videos. *arXiv preprint arXiv:2411.19772*, 2024.

[54] Google. Google gemini: Next-generation model (february 2024), 2024. URL https://blog.google/technology/ai/google-gemini-next-generation-model-february-2024/. Accessed: 2025-03-01.

[55] Shuhao Gu, Jialing Zhang, Siyuan Zhou, Kevin Yu, Zhaohu Xing, Liangdong Wang, Zhou Cao, Jintao Jia, Zhuoyi Zhang, Yixuan Wang, et al. Infinity-mm: Scaling multimodal performance with large-scale and high-quality instruction data. *arXiv preprint arXiv:2410.18558*, 2024.

[56] Yongxin Guo, Jingyu Liu, Mingda Li, Xiaoying Tang, Qingbin Liu, and Xi Chen. Trace: Temporal grounding video llm via causal event modeling. *arXiv preprint arXiv:2410.05643*, 2024.

[57] Jiayi Han, Liang Du, Yiwen Wu, Xiangguo Zhou, Hongwei Du, and Weibo Zheng. Adafv: Accelerating vlms with self-adaptive cross-modality attention mixture. *arXiv preprint arXiv:2501.09532*, 2025.

[58] Songhao Han, Wei Huang, Hairong Shi, Le Zhuo, Xiu Su, Shifeng Zhang, Xu Zhou, Xiaojuan Qi, Yue Liao, and Si Liu. Videoespresso: A large-scale chain-of-thought dataset for fine-grained video reasoning via core frame selection. *arXiv preprint arXiv:2411.14794*, 2024.

[59] Yuhang Han, Xuyang Liu, Pengxiang Ding, Donglin Wang, Honggang Chen, Qingsen Yan, and Siteng Huang. Rethinking token reduction in mllms: Towards a unified paradigm for training-free acceleration. *arXiv preprint arXiv:2411.17686*, 2024.

[60] Xuehai He, Weixi Feng, Kaizhi Zheng, Yujie Lu, Wanrong Zhu, Jiachen Li, Yue Fan, Jianfeng Wang, Linjie Li, Zhengyuan Yang, et al. Mmworld: Towards multi-discipline multi-faceted world model evaluation in videos. *arXiv preprint arXiv:2406.08407*, 2024.

[61] Yichen He, Yuan Lin, Jianchao Wu, Hanchong Zhang, Yuchen Zhang, and Ruicheng Le. Storyteller: Improving long video description through global audio-visual character identification. *arXiv preprint arXiv:2411.07076*, 2024.

[62] Jack Hong, Shilin Yan, Jiayin Cai, Xiaolong Jiang, Yao Hu, and Weidi Xie. Worldsense: Evaluating real-world omnimodal understanding for multimodal llms. *arXiv preprint arXiv:2502.04326*, 2025.

[63] Wenyi Hong, Weihan Wang, Ming Ding, Wenmeng Yu, Qingsong Lv, Yan Wang, Yean Cheng, Shiyu Huang, Junhui Ji, Zhao Xue, et al. Cogvlm2: Visual language models for image and video understanding, 2024.

[64] Kairui Hu, Penghao Wu, Fanyi Pu, Wang Xiao, Yuanhan Zhang, Xiang Yue, Bo Li, and Ziwei Liu. Video-mmmu: Evaluating knowledge acquisition from multi-discipline professional videos. *arXiv preprint arXiv:2501.13826*, 2025.

[65] Shiyu Hu, Xuchen Li, Xuzhao Li, Jing Zhang, Yipei Wang, Xin Zhao, and Kang Hao Cheong. Can lvlms describe videos like humans? a five-in-one video annotations benchmark for better human-machine comparison. *arXiv preprint arXiv:2410.15270*, 2024.

[66] Minbin Huang, Runhui Huang, Han Shi, Yimeng Chen, Chuanyang Zheng, Xiangguo Sun, Xin Jiang, Zhenguo Li, and Hong Cheng. Efficient multi-modal large language models via visual token grouping. *arXiv preprint arXiv:2411.17773*, 2024.

[67] Xiaohu Huang, Hao Zhou, and Kai Han. Prunevid: Visual token pruning for efficient video large language models. *arXiv preprint arXiv:2412.16117*, 2024.

[68] Ahmadreza Jeddi, Negin Baghbanzadeh, Elham Dolatabadi, and Babak Taati. Similarity-aware token pruning: Your vlm but faster. *arXiv preprint arXiv:2503.11549*, 2025.

[69] Dongfu Jiang, Xuan He, Huaye Zeng, Cong Wei, Max W.F. Ku, Qian Liu, and Wenhu Chen. Mantis: Interleaved multi-image instruction tuning. arXiv2405.01483, 2024.

[70] Dongzhi Jiang, Renrui Zhang, Ziyu Guo, Yanwei Li, Yu Qi, Xinyan Chen, Liuhui Wang, Jianhan Jin, Claire Guo, Shen Yan, et al. Mme-cot: Benchmarking chain-of-thought in large multimodal models for reasoning quality, robustness, and efficiency. *arXiv preprint arXiv:2502.09621*, 2025.

[71] Jindong Jiang, Xiuyu Li, Zhijian Liu, Muyang Li, Guo Chen, Zhiqi Li, De-An Huang, Guilin Liu, Zhiding Yu, Kurt Keutzer, et al. Token-efficient long video understanding for multimodal llms. *arXiv preprint arXiv:2503.04130*, 2025.

[72] Peng Jin, Ryuichi Takanobu, Wancai Zhang, Xiaochun Cao, and Li Yuan. Chat-univi: Unified visual representation empowers large language models with image and video understanding. In *Proceedings of the IEEE/CVF Conference on Computer Vision and Pattern Recognition*, pages 13700–13710, 2024.

[73] Xuan Ju, Yiming Gao, Zhaoyang Zhang, Ziyang Yuan, Xintao Wang, Ailing Zeng, Yu Xiong, Qiang Xu, and Ying Shan. Miradata: A large-scale video dataset with long durations and structured captions. *arXiv preprint arXiv:2407.06358*, 2024.

[74] Minjoon Jung, Junbin Xiao, Byoung-Tak Zhang, and Angela Yao. On the consistency of video large language models in temporal comprehension. *arXiv preprint arXiv:2411.12951*, 2024.

[75] Minkuk Kim, Hyeon Bae Kim, Jinyoung Moon, Jinwoo Choi, and Seong Tae Kim. Hicm ^{2}: Hierarchical compact memory modeling for dense video captioning. *arXiv preprint arXiv:2412.14585*, 2024.

[76] Dong Won Lee, Chaitanya Ahuja, Paul Pu Liang, Sanika Natu, and Louis-Philippe Morency. Multimodal lecture presentations dataset: Understanding multimodality in educational slides. *arXiv preprint arXiv:2208.08080*, 2022.

[77] Bo Li, Yuanhan Zhang, Dong Guo, Renrui Zhang, Feng Li, Hao Zhang, Kaichen Zhang, Yanwei Li, Ziwei Liu, and Chunyuan Li. LLaVA-OneVision: Easy visual task transfer. *arXiv preprint arXiv:2408.03326*, 2024.

[78] Dongxu Li, Yudong Liu, Haoning Wu, Yue Wang, Zhiqi Shen, Bowen Qu, Xinyao Niu, Guoyin Wang, Bei Chen, and Junnan Li. Aria: An open multimodal native mixture-of-experts model. *arXiv preprint arXiv:2410.05993*, 2024.

[79] Feng Li, Renrui Zhang, Hao Zhang, Yuanhan Zhang, Bo Li, Wei Li, Zejun Ma, and Chunyuan Li. Llava-next-interleave: Tackling multi-image, video, and 3d in large multimodal models. *arXiv preprint arXiv:2407.07895*, 2024.

[80] Kunchang Li, Yali Wang, Yinan He, Yizhuo Li, Yi Wang, Yi Liu, Zun Wang, Jilan Xu, Guo Chen, Ping Luo, et al. Mvbench: A comprehensive multi-modal video understanding benchmark. In *Proceedings of the IEEE/CVF Conference on Computer Vision and Pattern Recognition*, pages 22195–22206, 2024.

[81] Xinhao Li, Yi Wang, Jiashuo Yu, Xiangyu Zeng, Yuhan Zhu, Haian Huang, Jianfei Gao, Kunchang Li, Yinan He, Chenting Wang, et al. Videochat-flash: Hierarchical compression for long-context video modeling. *arXiv preprint arXiv:2501.00574*, 2024.

[82] Yanwei Li, Chengyao Wang, and Jiaya Jia. Llama-vid: An image is worth 2 tokens in large language models. *arXiv preprint arXiv:2311.17043*, 2023.

[83] Yanwei Li, Chengyao Wang, and Jiaya Jia. Llama-vid: An image is worth 2 tokens in large language models. *arXiv preprint arXiv:2311.17043*, 2023.

[84] Yixuan Li, Changli Tang, Jimin Zhuang, Yudong Yang, Guangzhi Sun, Wei Li, Zejun Ma, and Chao Zhang. Improving llm video understanding with 16 frames per second. *arXiv preprint arXiv:2503.13956*, 2025.

[85] Bin Lin, Bin Zhu, Yang Ye, Munan Ning, Peng Jin, and Li Yuan. Video-llava: Learning united visual representation by alignment before projection. *arXiv preprint arXiv:2311.10122*, 2023.

[86] Ji Lin, Hongxu Yin, Wei Ping, Yao Lu, Pavlo Molchanov, Andrew Tao, Huizi Mao, Jan Kautz, Mohammad Shoeybi, and Song Han. Vila: On pre-training for visual language models. *arXiv preprint arXiv:2312.07533*, 2023.

[87] Junming Lin, Zheng Fang, Chi Chen, Zihao Wan, Fuwen Luo, Peng Li, Yang Liu, and Maosong Sun. Streamingbench: Assessing the gap for mllms to achieve streaming video understanding. *arXiv preprint arXiv:2411.03628*, 2024.

[88] Kevin Qinghong Lin and Mike Zheng Shou. Vlog: Video-language models by generative retrieval of narration vocabulary, 2025. URL https://arxiv.org/abs/2503.09402.

[89] Haotian Liu, Chunyuan Li, Yuheng Li, and Yong Jae Lee. Improved baselines with visual instruction tuning. In *Proceedings of the IEEE/CVF Conference on Computer Vision and Pattern Recognition*, pages 26296–26306, 2024.

[90] Jihao Liu, Zhiding Yu, Shiyi Lan, Shihao Wang, Rongyao Fang, Jan Kautz, Hongsheng Li, and Jose M Alvare. Streamchat: Chatting with streaming video. *arXiv preprint arXiv:2412.08646*, 2024.

[91] Yuan Liu, Haodong Duan, Yuanhan Zhang, Bo Li, Songyang Zhang, Wangbo Zhao, Yike Yuan, Jiaqi Wang, Conghui He, Ziwei Liu, et al. Mmbench: Is your multi-modal model an all-around player? In *European conference on computer vision*, pages 216–233. Springer, 2024.

[92] Yuanxin Liu, Shicheng Li, Yi Liu, Yuxiang Wang, Shuhuai Ren, Lei Li, Sishuo Chen, Xu Sun, and Lu Hou. Tempcompass: Do video llms really understand videos? *arXiv preprint arXiv:2403.00476*, 2024.

[93] Yudong Liu, Jingwei Sun, Yueqian Lin, Jingyang Zhang, Ming Yin, Qinsi Wang, Jianyi Zhang, Hai Li, and Yiran Chen. Keyframe-oriented vision token pruning: Enhancing efficiency of large vision language models on long-form video processing. *arXiv preprint arXiv:2503.10742*, 2025.

[94] Ze Liu, Jia Ning, Yue Cao, Yixuan Wei, Zheng Zhang, Stephen Lin, and Han Hu. Video swin transformer. In *Proceedings of the IEEE/CVF conference on computer vision and pattern recognition*, pages 3202–3211, 2022.

[95] Haoyu Lu, Wen Liu, Bo Zhang, Bingxuan Wang, Kai Dong, Bo Liu, Jingxiang Sun, Tongzheng Ren, Zhuoshu Li, Hao Yang, et al. Deepseek-vl: towards real-world vision-language understanding. *arXiv preprint arXiv:2403.05525*, 2024.

[96] Pan Lu, Ran Gong, Shibiao Jiang, Liang Qiu, Siyuan Huang, Xiaodan Liang, and Song-Chun Zhu. Inter-gps: Interpretable geometry problem solving with formal language and symbolic reasoning. *arXiv preprint arXiv:2105.04165*, 2021.

[97] Weiheng Lu, Jian Li, An Yu, Ming-Ching Chang, Shengpeng Ji, and Min Xia. Llava-mr: Large language-and-vision assistant for video moment retrieval. *arXiv preprint arXiv:2411.14505*, 2024.

[98] Zhuqiang Lu, Zhenfei Yin, Mengwei He, Zhihui Wang, Zicheng Liu, Zhiyong Wang, and Kun Hu. B-vllm: A vision large language model with balanced spatio-temporal tokens. *arXiv preprint arXiv:2412.09919*, 2024.

[99] Yongdong Luo, Xiawu Zheng, Xiao Yang, Guilin Li, Haojia Lin, Jinfa Huang, Jiayi Ji, Fei Chao, Jiebo Luo, and Rongrong Ji. Video-rag: Visually-aligned retrieval-augmented long video comprehension. *arXiv preprint arXiv:2411.13093*, 2024.

[100] Yongdong Luo, Wang Chen, Xiawu Zheng, Weizhong Huang, Shukang Yin, Haojia Lin, Chaoyou Fu, Jinfa Huang, Jiayi Ji, Jiebo Luo, et al. Quota: Query-oriented token assignment via cot query decouple for long video comprehension. *arXiv preprint arXiv:2503.08689*, 2025.

[101] Muhammad Maaz, Hanoona Rasheed, Salman Khan, and Fahad Shahbaz Khan. Video-chatgpt: Towards detailed video understanding via large vision and language models. *arXiv preprint arXiv:2306.05424*, 2023.

[102] Karttikeya Mangalam, Raiymbek Akshulakov, and Jitendra Malik. Egoschema: A diagnostic benchmark for very long-form video language understanding. *Advances in Neural Information Processing Systems*, 36:46212–46244, 2023.

[103] Karttikeya Mangalam, Raiymbek Akshulakov, and Jitendra Malik. Egoschema: A diagnostic benchmark for very long-form video language understanding. *Advances in Neural Information Processing Systems*, 36, 2024.

[104] Nous Research. Nous-hermes-2-yi-34b, 2023. URL https://huggingface.co/NousResearch/Nous-Hermes-2-Yi-34B. Accessed: 2024-08-29.

[105] OpenAI. Hello gpt-4o: Openai's newest multimodal model, 2024. URL https://openai.com/index/hello-gpt-4o/. Accessed: 2025-03-01.

[106] Maxime Oquab, Timothée Darcet, Théo Moutakanni, Huy V Vo, Marc Szafraniec, Vasil Khalidov, Pierre Fernandez, Daniel HAZIZA, Francisco Massa, Alaaeldin El-Nouby, et al. Dinov2: Learning robust visual features without supervision. *Transactions on Machine Learning Research*, 2023.

[107] Jianing Qi, Jiawei Liu, Hao Tang, and Zhigang Zhu. Beyond semantics: Rediscovering spatial awareness in vision-language models. *arXiv preprint arXiv:2503.17349*, 2025.

[108] Haiyi Qiu, Minghe Gao, Long Qian, Kaihang Pan, Qifan Yu, Juncheng Li, Wenjie Wang, Siliang Tang, Yueting Zhuang, and Tat-Seng Chua. Step: Enhancing video-llms' compositional reasoning by spatio-temporal graph-guided self-training. *arXiv preprint arXiv:2412.00161*, 2024.

[109] Ziyao Shangguan, Chuhan Li, Yuxuan Ding, Yanan Zheng, Yilun Zhao, Tesca Fitzgerald, and Arman Cohan. Tomato: Assessing visual temporal reasoning capabilities in multimodal foundation models. *arXiv preprint arXiv:2410.23266*, 2024.

[110] Zhenwei Shao, Mingyang Wang, Zhou Yu, Wenwen Pan, Yan Yang, Tao Wei, Hongyuan Zhang, Ning Mao, Wei Chen, and Jun Yu. Growing a twig to accelerate large vision-language models. *arXiv preprint arXiv:2503.14075*, 2025.

[111] Enxin Song, Wenhao Chai, Guanhong Wang, Yucheng Zhang, Haoyang Zhou, Feiyang Wu, Xun Guo, Tian Ye, Yan Lu, Jenq-Neng Hwang, et al. Moviechat: From dense token to sparse memory for long video understanding. *arXiv preprint arXiv:2307.16449*, 2023.

[112] Enxin Song, Wenhao Chai, Tian Ye, Jenq-Neng Hwang, Xi Li, and Gaoang Wang. Moviechat+: Question-aware sparse memory for long video question answering. *arXiv preprint arXiv:2404.17176*, 2024.

[113] Saba Sturua, Isabelle Mohr, Mohammad Kalim Akram, Michael Günther, Bo Wang, Markus Krimmel, Feng Wang, Georgios Mastrapas, Andreas Koukounas, Nan Wang, et al. jina-embeddings-v3: Multilingual embeddings with task lora. *arXiv preprint arXiv:2409.10173*, 2024.

[114] Keda Tao, Can Qin, Haoxuan You, Yang Sui, and Huan Wang. Dycoke: Dynamic compression of tokens for fast video large language models. *arXiv preprint arXiv:2411.15024*, 2024.

[115] Qwen Team. Qwq-32b: Embracing the power of reinforcement learning, March 2025. URL https://qwenlm.github.io/blog/qwq-32b/.

[116] Shengbang Tong, Ellis Brown, Penghao Wu, Sanghyun Woo, Manoj Middepogu, Sai Charitha Akula, Jihan Yang, Shusheng Yang, Adithya Iyer, Xichen Pan, et al. Cambrian-1: A fully open, vision-centric exploration of multimodal llms. *arXiv preprint arXiv:2406.16860*, 2024.

[117] Hugo Touvron, Louis Martin, Kevin Stone, Peter Albert, Amjad Almahairi, Yasmine Babaei, Nikolay Bashlykov, Soumya Batra, Prajjwal Bhargava, Shruti Bhosale, et al. Llama 2: Open foundation and fine-tuned chat models. *arXiv preprint arXiv:2307.09288*, 2023.

[118] Pavan Kumar Anasosalu Vasu, Fartash Faghri, Chun-Liang Li, Cem Koc, Nate True, Albert Antony, Gokul Santhanam, James Gabriel, Peter Grasch, Oncel Tuzel, et al. Fastvlm: Efficient vision encoding for vision language models. *arXiv preprint arXiv:2412.13303*, 2024.

[119] Haicheng Wang, Zhemeng Yu, Gabriele Spadaro, Chen Ju, Victor Quétu, and Enzo Tartaglione. Folder: Accelerating multi-modal large language models with enhanced performance. *arXiv preprint arXiv:2501.02430*, 2025.

[120] Ke Wang and Hong Xuan. Llava-zip: Adaptive visual token compression with intrinsic image information. *arXiv preprint arXiv:2412.08771*, 2024.

[121] Peng Wang, Shuai Bai, Sinan Tan, Shijie Wang, Zhihao Fan, Jinze Bai, Keqin Chen, Xuejing Liu, Jialin Wang, Wenbin Ge, et al. Qwen2-vl: Enhancing vision-language model's perception of the world at any resolution. *arXiv preprint arXiv:2409.12191*, 2024.

[122] Weihan Wang, Zehai He, Wenyi Hong, Yean Cheng, Xiaohan Zhang, Ji Qi, Xiaotao Gu, Shiyu Huang, Bin Xu, Yuxiao Dong, et al. Lvbench: An extreme long video understanding benchmark. *arXiv preprint arXiv:2406.08035*, 2024.

[123] Xiao Wang, Qingyi Si, Jianlong Wu, Shiyu Zhu, Li Cao, and Liqiang Nie. Retake: Reducing temporal and knowledge redundancy for long video understanding. *arXiv preprint arXiv:2412.20504*, 2024.

[124] Xiao Wang, Qingyi Si, Jianlong Wu, Shiyu Zhu, Li Cao, and Liqiang Nie. Adaretake: Adaptive redundancy reduction to perceive longer for video-language understanding. *arXiv preprint arXiv:2503.12559*, 2025.

[125] Xidong Wang, Dingjie Song, Shunian Chen, Chen Zhang, and Benyou Wang. Longllava: Scaling multi-modal llms to 1000 images efficiently via a hybrid architecture. *arXiv preprint arXiv:2409.02889*, 2024.

[126] Xin Wang, Jiawei Wu, Junkun Chen, Lei Li, Yuan-Fang Wang, and William Yang Wang. Vatex: A large-scale, high-quality multilingual dataset for video-and-language research. In *Proceedings of the IEEE/CVF International Conference on Computer Vision*, pages 4581–4591, 2019.

[127] Xizi Wang, Feng Cheng, Ziyang Wang, Huiyu Wang, Md Mohaiminul Islam, Lorenzo Torresani, Mohit Bansal, Gedas Bertasius, and David Crandall. Timerefine: Temporal grounding with time refining video llm. *arXiv preprint arXiv:2412.09601*, 2024.

[128] Yi Wang, Xinhao Li, Ziang Yan, Yinan He, Jiashuo Yu, Xiangyu Zeng, Chenting Wang, Changlian Ma, Haian Huang, Jianfei Gao, et al. Internvideo2. 5: Empowering video mllms with long and rich context modeling. *arXiv preprint arXiv:2501.12386*, 2025.

[129] Yunxiao Wang, Meng Liu, Rui Shao, Haoyu Zhang, Bin Wen, Fan Yang, Tingting Gao, Di Zhang, and Liqiang Nie. Time: Temporal-sensitive multi-dimensional instruction tuning and benchmarking for video-llms. *arXiv preprint arXiv:2503.09994*, 2025.

[130] Hongchen Wei, Zhihong Tan, Yaosi Hu, Changwen Chen, and Zhenzhong Chen. Longcaptioning: Unlocking the power of long caption generation in large multimodal models. *arXiv preprint arXiv:2502.15393*, 2025.

[131] Jason Wei, Nguyen Karina, Hyung Won Chung, Yunxin Joy Jiao, Spencer Papay, Amelia Glaese, John Schulman, and William Fedus. Measuring short-form factuality in large language models. *arXiv preprint arXiv:2411.04368*, 2024.

[132] Haoning Wu, Dongxu Li, Bei Chen, and Junnan Li. Longvideobench: A benchmark for long-context interleaved video-language understanding. *arXiv preprint arXiv:2407.15754*, 2024.

[133] Qiong Wu, Wenhao Lin, Weihao Ye, Yiyi Zhou, Xiaoshuai Sun, and Rongrong Ji. Accelerating multimodal large language models via dynamic visual-token exit and the empirical findings. *arXiv preprint arXiv:2411.19628*, 2024.

[134] Rujie Wu, Xiaojian Ma, Hai Ci, Yue Fan, Yuxuan Wang, Haozhe Zhao, Qing Li, and Yizhou Wang. Longvitu: Instruction tuning for long-form video understanding. *arXiv preprint arXiv:2501.05037*, 2025.

[135] Ziheng Wu, Zhenghao Chen, Ruipu Luo, Can Zhang, Yuan Gao, Zhentao He, Xian Wang, Haoran Lin, and Minghui Qiu. Valley2: Exploring multimodal models with scalable vision-language design. *arXiv preprint arXiv:2501.05901*, 2025.

[136] Junbin Xiao, Xindi Shang, Angela Yao, and Tat-Seng Chua. Next-qa: Next phase of question-answering to explaining temporal actions. In *Proceedings of the IEEE/CVF conference on computer vision and pattern recognition*, pages 9777–9786, 2021.

[137] Dejing Xu, Zhou Zhao, Jun Xiao, Fei Wu, Hanwang Zhang, Xiangnan He, and Yueting Zhuang. Video question answering via gradually refined attention over appearance and motion. In *Proceedings of the 25th ACM international conference on Multimedia*, pages 1645–1653, 2017.

[138] Jun Xu, Tao Mei, Ting Yao, and Yong Rui. Msr-vtt: A large video description dataset for bridging video and language. In *Proceedings of the IEEE conference on computer vision and pattern recognition*, pages 5288–5296, 2016.

[139] Lin Xu, Yilin Zhao, Daquan Zhou, Zhijie Lin, See Kiong Ng, and Jiashi Feng. Pllava: Parameter-free llava extension from images to videos for video dense captioning. *arXiv preprint arXiv:2404.16994*, 2024.

[140] Zhuoyan Xu, Khoi Duc Nguyen, Preeti Mukherjee, Saurabh Bagchi, Somali Chaterji, Yingyu Liang, and Yin Li. Learning to inference adaptively for multimodal large language models. *arXiv preprint arXiv:2503.10905*, 2025.

[141] Sosuke Yamao, Natsuki Miyahara, Yuki Harazono, and Shun Takeuchi. Iqvic: In-context, question adaptive vision compressor for long-term video understanding lmms. *arXiv preprint arXiv:2412.09907*, 2024.

[142] An Yang, Baosong Yang, Binyuan Hui, Bo Zheng, Bowen Yu, Chang Zhou, Chengpeng Li, Chengyuan Li, Dayiheng Liu, Fei Huang, et al. Qwen2 technical report. *arXiv preprint arXiv:2407.10671*, 2024.

[143] An Yang, Baosong Yang, Beichen Zhang, Binyuan Hui, Bo Zheng, Bowen Yu, Chengyuan Li, Dayiheng Liu, Fei Huang, Haoran Wei, Huan Lin, Jian Yang, Jianhong Tu, Jianwei Zhang, Jianxin Yang, Jiaxi Yang, Jingren Zhou, Junyang Lin, Kai Dang, Keming Lu, Keqin Bao, Kexin Yang, Le Yu, Mei Li, Mingfeng Xue, Pei Zhang, Qin Zhu, Rui Men, Runji Lin, Tianhao Li, Tianyi Tang, Tingyu Xia, Xingzhang Ren, Xuancheng Ren, Yang Fan, Yang Su, Yichang Zhang, Yu Wan, Yuqiong Liu, Zeyu Cui, Zhenru Zhang, and Zihan Qiu. Qwen2.5 technical report. *arXiv preprint arXiv:2412.15115*, 2024.

[144] Chenyu Yang, Xuan Dong, Xizhou Zhu, Weijie Su, Jiahao Wang, Hao Tian, Zhe Chen, Wenhai Wang, Lewei Lu, , and Jifeng Dai. Pvc: Progressive visual token compression for unified image and video processing in large vision-language models. *arXiv preprint arXiv:2412.09613*, 2024.

[145] Senqiao Yang, Yukang Chen, Zhuotao Tian, Chengyao Wang, Jingyao Li, Bei Yu, and Jiaya Jia. Visionzip: Longer is better but not necessary in vision language models. *arXiv preprint arXiv:2412.04467*, 2024.

[146] Yuan Yao, Tianyu Yu, Ao Zhang, Chongyi Wang, Junbo Cui, Hongji Zhu, Tianchi Cai, Haoyu Li, Weilin Zhao, Zhihui He, et al. Minicpm-v: A gpt-4v level mllm on your phone. *arXiv preprint arXiv:2408.01800*, 2024.

[147] Jiabo Ye, Haiyang Xu, Haowei Liu, Anwen Hu, Ming Yan, Qi Qian, Ji Zhang, Fei Huang, and Jingren Zhou. mplug-owl3: Towards long image-sequence understanding in multi-modal large language models. In *The Thirteenth International Conference on Learning Representations*, 2024.

[148] Shaokai Ye, Haozhe Qi, Alexander Mathis, and Mackenzie W Mathis. Llavaction: evaluating and training multi-modal large language models for action recognition. *arXiv preprint arXiv:2503.18712*, 2025.

[149] Xubing Ye, Yukang Gan, Yixiao Ge, Xiao-Ping Zhang, and Yansong Tang. Atp-llava: Adaptive token pruning for large vision language models. *arXiv preprint arXiv:2412.00447*, 2024.

[150] Shukang Yin, Chaoyou Fu, Sirui Zhao, Yunhang Shen, Chunjiang Ge, Yan Yang, Zuwei Long, Yuhan Dai, Tong Xu, Xing Sun, et al. T2vid: Translating long text into multi-image is the catalyst for video-llms. *arXiv preprint arXiv:2411.19951*, 2024.

[151] Haiyang Yu, Jinghui Lu, Yanjie Wang, Yang Li, Han Wang, Can Huang, and Bin Li. Eve: Towards end-to-end video subtitle extraction with vision-language models. *arXiv preprint arXiv:2503.04058*, 2025.

[152] Keunwoo Peter Yu, Achal Dave, Rares Ambrus, and Jean Mercat. Espresso: High compression for rich extraction from videos for your vision-language model. *arXiv preprint arXiv:2412.04729*, 2024.

[153] Qianhao Yuan, Qingyu Zhang, Yanjiang Liu, Jiawei Chen, Yaojie Lu, Hongyu Lin, Jia Zheng, Xianpei Han, and Le Sun. Shortv: Efficient multimodal large language models by freezing visual tokens in ineffective layers. *arXiv preprint arXiv:2504.00502*, 2025.

[154] Xiang Yue, Yuansheng Ni, Kai Zhang, Tianyu Zheng, Ruoqi Liu, Ge Zhang, Samuel Stevens, Dongfu Jiang, Weiming Ren, Yuxuan Sun, et al. Mmmu: A massive multi-discipline multimodal understanding and reasoning benchmark for expert agi. *arXiv preprint arXiv:2311.16502*, 2023.

[155] Zihao Yue, Qi Zhang, Anwen Hu, Liang Zhang, Ziheng Wang, and Qin Jin. Movie101: A new movie understanding benchmark. *arXiv preprint arXiv:2305.12140*, 2023.

[156] Weili Zeng, Ziyuan Huang, Kaixiang Ji, and Yichao Yan. Skip-vision: Efficient and scalable acceleration of vision-language models via adaptive token skipping. *arXiv e-prints*, pages arXiv–2503, 2025.

[157] Xiaohua Zhai, Basil Mustafa, Alexander Kolesnikov, and Lucas Beyer. Sigmoid loss for language image pre-training, 2023.

[158] Boqiang Zhang, Kehan Li, Zesen Cheng, Zhiqiang Hu, Yuqian Yuan, Guanzheng Chen, Sicong Leng, Yuming Jiang, Hang Zhang, Xin Li, Peng Jin, Wenqi Zhang, Fan Wang, Lidong Bing, and Deli Zhao. Videollama 3: Frontier multimodal foundation models for image and video understanding, 2025. URL https://arxiv.org/abs/2501.13106.

[159] Gengyuan Zhang, Mingcong Ding, Tong Liu, Yao Zhang, and Volker Tresp. Memory helps, but confabulation misleads: Understanding streaming events in videos with mllms. *arXiv preprint arXiv:2502.15457*, 2025.

[160] Haichao Zhang, Zhuowei Li, Dimitris Metaxas, and Yun Fu. Token dynamics: Towards efficient and dynamic video token representation for video large language models. *arXiv preprint arXiv:2503.16980*, 2025.

[161] Hang Zhang, Xin Li, and Lidong Bing. Video-llama: An instruction-tuned audio-visual language model for video understanding. *arXiv preprint arXiv:2306.02858*, 2023.

[162] Jianrui Zhang, Mu Cai, and Yong Jae Lee. Vinoground: Scrutinizing lmms over dense temporal reasoning with short videos. *arXiv preprint arXiv:2410.02763*, 2024.

[163] Jun Zhang, Desen Meng, Ji Qi, Zhenpeng Huang, Tao Wu, and Limin Wang. p-mod: Building mixture-of-depths mllms via progressive ratio decay. *arXiv preprint arXiv:2412.04449*, 2024.

[164] Kaichen Zhang, Bo Li, Peiyuan Zhang, Fanyi Pu, Joshua Adrian Cahyono, Kairui Hu, Shuai Liu, Yuanhan Zhang, Jingkang Yang, Chunyuan Li, et al. Lmms-eval: Reality check on the evaluation of large multimodal models. *arXiv preprint arXiv:2407.12772*, 2024.

[165] Pan Zhang, Xiaoyi Dong, Bin Wang, Yuhang Cao, Chao Xu, Linke Ouyang, Zhiyuan Zhao, Haodong Duan, Songyang Zhang, Shuangrui Ding, et al. Internlm-xcomposer: A vision-language large model for advanced text-image comprehension and composition. *arXiv preprint arXiv:2309.15112*, 2023.

[166] Qizhe Zhang, Aosong Cheng, Ming Lu, Zhiyong Zhuo, MinQi Wang, Jiajun Cao, Shaobo Guo, Qi She, and Shanghang Zhang. [cls] attention is all you need for training-free visual token pruning: Make vlm inference faster. *arXiv preprint arXiv:2412.01818*, 2024.

[167] Yuanhan Zhang, Jinming Wu, Wei Li, Bo Li, Zejun Ma, Ziwei Liu, and Chunyuan Li. Video instruction tuning with synthetic data. *arXiv preprint arXiv:2410.02713*, 2024.

[168] Yuanhan Zhang, Jinming Wu, Wei Li, Bo Li, Zejun Ma, Ziwei Liu, and Chunyuan Li. Video instruction tuning with synthetic data, 2024. URL https://arxiv.org/abs/2410.02713.

[169] Henry Hengyuan Zhao, Difei Gao, and Mike Zheng Shou. Worldgui: Dynamic testing for comprehensive desktop gui automation. *arXiv preprint arXiv:2502.08047*, 2025.

[170] Shiyu Zhao, Zhenting Wang, Felix Juefei-Xu, Xide Xia, Miao Liu, Xiaofang Wang, Mingfu Liang, Ning Zhang, Dimitris N Metaxas, and Licheng Yu. Accelerating multimodel large language models by searching optimal vision token reduction. *arXiv preprint arXiv:2412.00556*, 2024.

[171] Tiancheng Zhao, Qianqian Zhang, Kyusong Lee, Peng Liu, Lu Zhang, Chunxin Fang, Jiajia Liao, Kelei Jiang, Yibo Ma, and Ruochen Xu. Omchat: A recipe to train multimodal language models with strong long context and video understanding. *arXiv preprint arXiv:2407.04923*, 2024.

[172] Wangbo Zhao, Yizeng Han, Jiasheng Tang, Zhikai Li, Yibing Song, Kai Wang, Zhangyang Wang, and Yang You. A stitch in time saves nine: Small vlm is a precise guidance for accelerating large vlms. *arXiv preprint arXiv:2412.03324*, 2024.

[173] Yiwu Zhong, Zhuoming Liu, Yin Li, and Liwei Wang. Aim: Adaptive inference of multi-modal llms via token merging and pruning. *arXiv preprint arXiv:2412.03248*, 2024.

[174] Zhisheng Zhong, Chengyao Wang, Yuqi Liu, Senqiao Yang, Longxiang Tang, Yuechen Zhang, Jingyao Li, Tianyuan Qu, Yanwei Li, Yukang Chen, et al. Lyra: An efficient and speech-centric framework for omni-cognition. *arXiv preprint arXiv:2412.09501*, 2024.

[175] Junjie Zhou, Yan Shu, Bo Zhao, Boya Wu, Shitao Xiao, Xi Yang, Yongping Xiong, Bo Zhang, Tiejun Huang, and Zheng Liu. Mlvu: A comprehensive benchmark for multi-task long video understanding. *arXiv preprint arXiv:2406.04264*, 2024.

[176] Ting Zhou, Daoyuan Chen, Qirui Jiao, Bolin Ding, Yaliang Li, and Ying Shen. Humanvbench: Exploring human-centric video understanding capabilities of mllms with synthetic benchmark data, 2025. URL https://arxiv.org/abs/2412.17574.

[177] Jiedong Zhuang, Lu Lu, Ming Dai, Rui Hu, Jian Chen, Qiang Liu, and Haoji Hu. St ^{3}: Accelerating multimodal large language model by spatial-temporal visual token trimming. *arXiv preprint arXiv:2412.20105*, 2024.

[178] Orr Zohar, Xiaohan Wang, Yann Dubois, Nikhil Mehta, Tong Xiao, Philippe Hansen-Estruch, Licheng Yu, Xiaofang Wang, Felix Juefei-Xu, Ning Zhang, et al. Apollo: An exploration of video understanding in large multimodal models. *arXiv preprint arXiv:2412.10360*, 2024.

[179] Chengke Zou, Xingang Guo, Rui Yang, Junyu Zhang, Bin Hu, and Huan Zhang. Dynamath: A dynamic visual benchmark for evaluating mathematical reasoning robustness of vision language models. *arXiv preprint arXiv:2411.00836*, 2024.

Supplementary Material

The supplementary material is structured as follows:

- Literature review about the related works in Section S1
- More details about the dataset construction in S2.
- Surface question-answer pairs generation prompt template in S3
- Answer extraction from predicted captions prompt template in S4
- Video reasoning-based question-answering generation prompt template in S3
- More details about the dataset statistics in S5.
- More details about the evaluation strategies in S6.
- Surface question-answering judgement prompt template in S7.
- Reasoning-based question-answering judgement prompt template in S8.
- More analysis about the model size and overall performance in S9.
- More analysis about the visual token reduction in S10.

S1. Related Works

S1.1. Visual Token Compression

Visual token compression has been widely employed to enhance efficiency in image and video LMMs [66, 84, 107, 110, 124, 133, 140, 149, 153, 156, 160, 170, 172], reducing computational cost during training and inference. Most strategies apply visual token compression before the LLM. Applying pooling [101, 118], downsampling [139], convolution [32, 158] via additional-training is straightforward but may introduce additional training cost. For question-answering tasks, [33, 67, 98, 141] jointly train the compression module with the model to integrate question-related features. Conversely, training-free methods leverage token similarity [21, 68], relevance to the query [166, 174], or information content [120] for compression. Feather [45] is specifically designed for grounding tasks, where traditional compression methods struggle. DyCoke [114] introduces a dynamic temporal token merging strategy. Additionally, [173] explores similarity-based token merging at the LLM layer to optimize compression further. KVTP [93] enhances efficiency on long-form video processing via keyframe-oriented vision token pruning

S2. More Details About Video-MMLU Construction

For video caption, we first use Aria [78] to capture the temporal motion of the video from a global perspective. We set the sampling rate to 1 frame per second, with a resolution of 980. We present the framework of **Video-MMLU** construction process as shown in Figure B1 .

S3. Question-answer Pairs Generation Prompt Template of Video-MMLU

To decompose the ground-truth structured detailed captions in **Video-MMLU**, we utilize `Claude-3.5-sonnet` as the LLM assistant to generate numerous short question-answer pairs for subsequent evaluation. The full prompt and example cases are presented as followings:

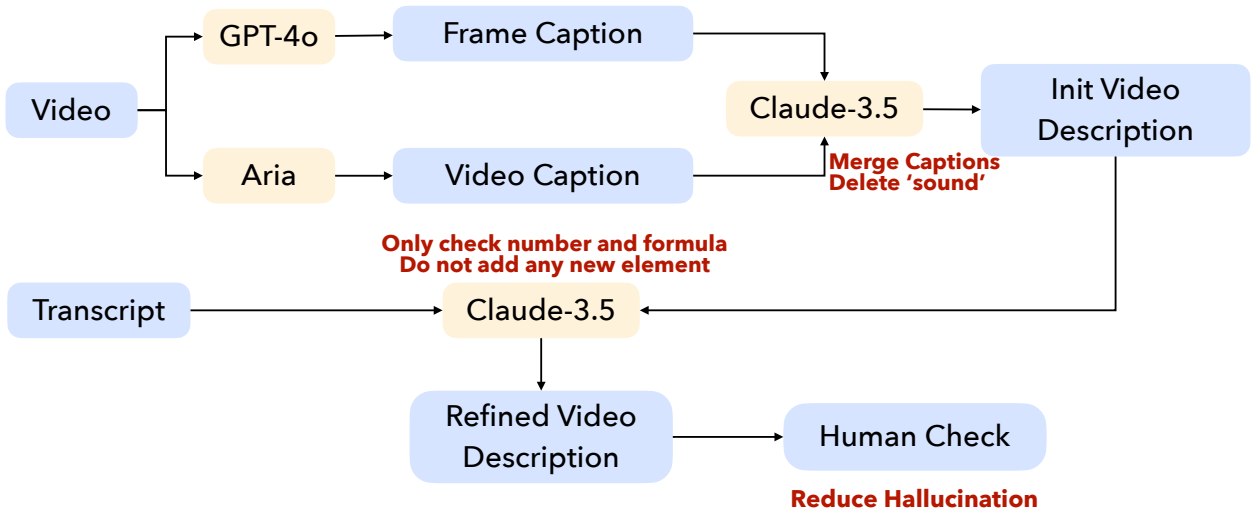

Fig. B1: **Video-MMLU** construction pipeline.

Type	Prompt
SYSTEM	You are an intelligent chatbot designed for generating 20 question-answer pairs given a detailed description of a video or image. You are describing the video. Here's how you can accomplish the task: INSTRUCTIONS: - Cover the main objects and actions in the video or image. - The questions should be open-ended and start with 'What', 'Who', 'Where', 'When', 'Why', 'How', etc. - The answer should be a short sentence or phrase. - Generate 20 question-answer pairs.
User	Please generate 15 question-answer pairs given a detailed description of a video or image: detailed description: In this comprehensive mathematical exploration, the lecture delves into the fundamental nature of the exponential function e^t by examining its defining properties and unique characteristics. The presentation begins with a crucial questioning approach, shifting from "What is e^t?"to the more profound inquiry "What properties define e^t?" This methodological shift proves instrumental in understanding the function's essence . . . Please generate the response in the form of a Python list of tuple with the question and the corresponding answer. DO NOT PROVIDE ANY OTHER OUTPUT TEXT OR EXPLANATION. Only provide the Python list of tuple. For example, your response should look like this: [(the question 1, the answer 1), (the question 2, the answer 2), . . .].
Claude	["question": "What background color is used in the visual presentation?", "answer": "Dark background", "question": "What is the initial condition of e^t mentioned in the lecture?", "answer": "$e^0 = 1$", "question": "What is the approximate value of e^{-2} shown in the presentation?", "answer": "0.135", "question": "What is the value of $e^{0.675}$ shown in the lecture?", "answer": "314.19", "question": "What is the approximate value of $e^{1.27}$?", "answer": "3.58", "question": "What is the approximate value of $e^{3.07}$?", "answer": "21.47", "question": "What is the approximate value of $e^{2.17}$?", "answer": "8.73", "question": "What are the strategic marker positions shown on the number line?", "answer": "25, 50, and 75", "question": "What is the approximate value of $e^{4.86}$?", "answer": "128.81", "question": "What is the approximate value of $e^{3.96}$?", "answer": "52.37", "question": "What is the approximate value of $e^{0.37}$?", "answer": "1.45", "question": "What is the typical span of the number line shown?", "answer": "0 to 9, sometimes extending to 800", "question": "What label is given to the horizontal number line?", "answer": "Position", "question": "What visual elements are used to show relationships on the number

line?", "answer": "Arrows pointing to positions and velocities", "question": "What is the derivative of e^{2t}?", "answer": "$2 \cdot e^{2t}$"]

User [Manually check and refine]

S4. Predicted Answer Extraction Prompt Template

Given the question-answer pairs based on the ground truth caption, we utilize `Claude-3.5-sonnet` to extract predicted answers based on the generated caption by our designed prompt template. The complete prompt is shown as followings:

Type	Prompt
SYSTEM	You are an intelligent chatbot designed for providing accurate answers to questions related to the content based on a detailed description of a video or image. Here's how you can accomplish the task:" —— ##INSTRUCTIONS: - Read the detailed description carefully. - Answer the question only based on the detailed description. - The answer should be a short sentence or phrase.
User	Please provide accurate answers to questions related to the content based on a detailed description of a video or image: detailed description: This detailed mathematics tutorial video provides comprehensive instruction on applying the product rule for derivatives, featuring a consistent bright green background and an engaging male instructor positioned in the lower right corner, dressed in a dark jacket. The instructor maintains an enthusiastic and approachable teaching style throughout the presentation, making complex calculus concepts more accessible to viewers. question: What color is the video background? DO NOT PROVIDE ANY OTHER OUTPUT TEXT OR EXPLANATION. Only provide short but accurate answer.
`Claude`	Bright green.

S5. More details about Video-MMLU Statistics

We collect videos from the open-source platform YouTube, primarily sourced from ten video creators. Their channel homepage links are as follows:

- brain-station-videos
- cpmrana
- AndyMath
- aleksandr-physics
- 3blue1brown
- LittleSaigonWack
- ProfessorDaveExplains
- DrTrefor

- MathVisualProofs
- TheOrganicChemistryTutor

Figure E3 and Figure indicates the word distribution of the video detailed captions and reasoning question-answering in **Video-MMLU**.

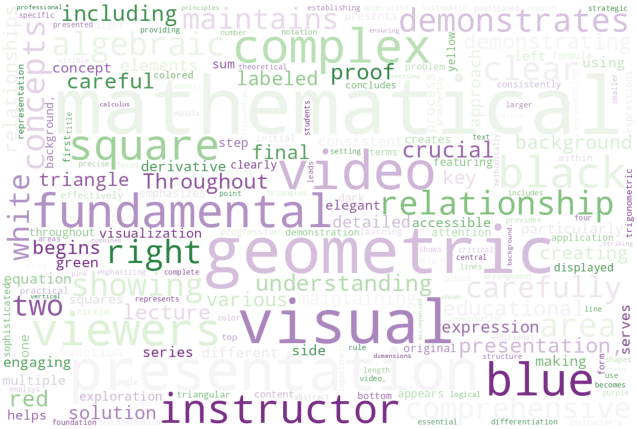

Fig. E2: Word cloud of lecture detailed captions in **Video-MMLU**, showing the diversity.

S6. More Details about the Evaluation Strategies

The latest versions of the evaluated properietary models before March 2025 were `Gemini-1.5-Flash-002`, `GPT-4o-2024-05-13`, and `Claude-3.5-sonnet-20241022`.

For the visual QA track, we require models to provide concise responses via the system prompt 'Answer briefly and directly in one sentence.' and limit `max_new_tokens` to 64. For the video captioning track, we allow `max_new_tokens` to follow each model's default setting and prompt with the designed instruction in different length randomly as follow:

- The images are given containing equally spaced video frames. Please imagine the video based on the sequence of frames, and provide a faithfully detailed description of this video in more than three sentences.
- You are given a sequence of equally spaced video frames. Based on these frames, imagine the full video and provide a detailed description of what is happening in more than three sentences.
- The following set contains equally spaced video frames. Imagine the video from which these frames were taken and describe it in detail in at least three sentences.
- Below are equally spaced frames from a video. Use these frames to visualize the entire video and provide a detailed description in more than three sentences.
- A sequence of equally spaced video frames is presented. Please imagine the full video and write a faithfully detailed description of the events in more than three sentences.
- The images provided include equally spaced frames from a video. Based on these frames, imagine the video and describe it comprehensively in at least three sentences.
- You are given equally spaced frames from a video. Use these frames to envision the entire video and provide a detailed description of the events in more than three sentences.

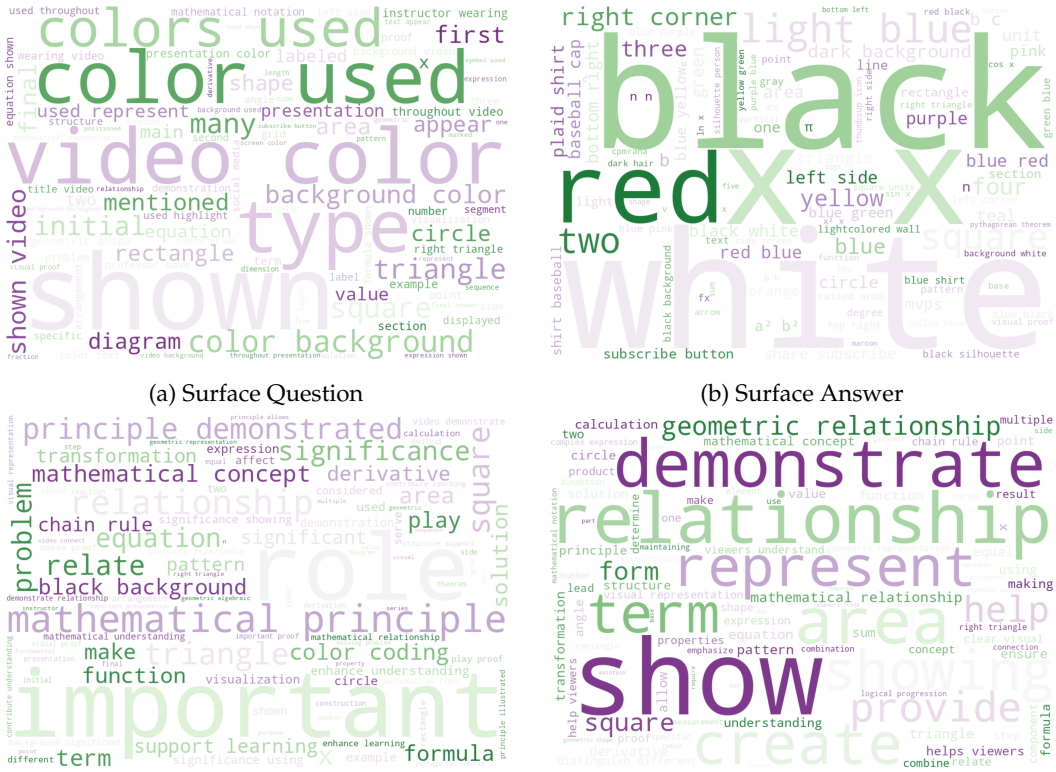

(a) Surface Question

(b) Surface Answer

(c) Deeper Question

(d) Deeper Answer

Fig. E3: Word cloud of different question-answering pairs in **Video-MMLU**, showing the diversity.

- The sequence includes equally spaced frames from a video. Imagine the full video based on these frames and provide a detailed description in more than three sentences.
- The provided images contain equally spaced frames from a video. Visualize the video from these frames and describe it in detail in more than three sentences.
- Here are equally spaced frames from a video. Based on these frames, imagine the video and provide a detailed, faithful description of it in more than three sentences.
- The set of images includes equally spaced video frames. Please imagine the video these frames come from and describe it comprehensively in at least three sentences.
- Describe the video based on these frames in a few sentences.
- Explain the video using these frames.
- Imagine the video from these frames and describe it in detail in a few sentences.
- Based on these frames, provide a narrative of the video in more than three sentences.
- Describe the events in the video shown by these frames in at least three sentences.
- Visualize the video from these frames and explain what is happening in more than three sentences.
- Describe the sequence of events in the video depicted by these frames in a detailed manner.
- Given these equally spaced frames, imagine the entire video and provide a detailed description of the events, including the setting, characters, and actions, in more than three sentences.

- Visualize the video based on these frames and write a comprehensive description of what happens, describing the beginning, middle, and end in at least three sentences.
- Using these frames as a reference, imagine the full video and provide a thorough description of the plot, including key details and actions, in more than three sentences.
- Based on the sequence of these frames, describe the entire video in detail, mentioning important aspects such as the context, movements, and transitions in more than three sentences.
- Imagine the video that corresponds to these frames and provide an elaborate description, covering the storyline, visual elements, and any notable features in at least three sentences.

We use Qwen2.5-72B [142] as the LLM evaluation assistant and accelerate with LMDeploy [37].

S7. Correctness Evaluation for Detailed Captioning Prompt Template

Following [101], we evaluate the correctness and score of the predicted answers with the assistant of Qwen2.5-72B [143]. Given the question, correct answer, and predicted answer from the generated caption, `Qwen2.5-72B` [143] should return the *True* or *False* judgement and relative score (0 to 5). We specially design a strict prompt for OCR-related question-answering evaluation. The complete prompt is shown as followings:

Type	Prompt
SYSTEM	You are an intelligent chatbot designed for evaluating the correctness of generative outputs for question-answer pairs. Your task is to compare the predicted answer with the correct answer and determine if they match meaningfully. The evaluation criteria differ based on the type of question: —— ##INSTRUCTIONS: 1. **For OCR-related questions**: - Perform a strict letter-by-letter comparison. - Any difference in characters (including case, punctuation, or letter substitution) must result in 'no'. - Minor spelling errors or missing characters should not be accepted. 2. For **non-OCR-related questions**: - Focus on the meaningful match between the predicted answer and the correct answer. - Synonyms or paraphrases can be considered valid matches. - Minor spelling differences or alternative expressions should not be penalized.
User	Please evaluate the following video-based question-answer pair: Question: What specific DNA sequence is shown in the presentation? Correct Answer: TCCGTGCAGTAAATGC Predicted Answer: TTCCGTAATACGACTGCGC Provide your evaluation only as a yes/no and score where the score is an integer value between 0 and 5, with 5 indicating the highest meaningful match. Please generate the response in the form of a Python dictionary string with keys 'pred' and 'score', where value of 'pred' is a string of 'yes' or 'no' and value of 'score' is in INTEGER, not STRING. DO NOT PROVIDE ANY OTHER OUTPUT TEXT OR EXPLANATION. Only provide the Python dictionary string. For example, your response should look like this: {'pred': 'yes', 'score': 4.8}.
Qwen2.5	{'pred': 'no', 'score': 0}

S8. Correctness Evaluation for Reasoning QA Prompt Template

Following [101], we evaluate the correctness and score of the predicted answers with the assistant of Qwen2.5-72B [143]. Given the question, correct answer, and predicted answer from the generated caption, Qwen2.5-72B [143] should return the *True* or *False* judgement and relative score (0 to 5). We ask the LLM assistan focus on the evaluation of the reasoning process. The complete prompt is shown as followings:

Type	Prompt
SYSTEM	You are an intelligent chatbot designed for evaluating the correctness of generative outputs for reasoning-based question-answer pairs. Your task is to compare the predicted answer with the correct answer based on the following rules: —— ##INSTRUCTIONS: 1. Evaluate Reasoning Tasks Strictly: - The predicted answer must capture all critical concepts and details mentioned in the correct answer. - If the correct answer mentions specific concepts or examples (e.g., 'odd numbers accumulate to form perfect squares'), the predicted answer must include these concepts or examples. - Even if the phrasing differs, the key meaning and concepts must be preserved. However, omitting or altering key concepts or examples is not acceptable. - **Example 1**: If the correct answer is 'The construction method shows how odd numbers accumulate to form perfect squares,' the predicted answer must include 'odd numbers' and 'perfect squares.' - **Example 2:** If the correct answer is 'To eliminate HBr and form an alkene,' the predicted answer must address the elimination of HBr as well. - Minor differences in phrasing are acceptable as long as the key information is retained. - **Critical Detail:** If any essential element (e.g., key terms, concepts, or examples) is missing from the predicted answer, the answer is considered incorrect. - Do **not** introduce new, unrelated information in the predicted answer.
User	Please evaluate the following video-based question-answer pair: Question: What role does RNA polymerase play in the lac operon system? Correct Answer: It initiates transcription of the structural genes when allowed access to the promoter region Predicted Answer: RNA polymerase binds to the promoter gene and transcribes the structural genes when lac operon is active. Provide your evaluation only as a yes/no and score where the score is an integer value between 0 and 5, with 5 indicating the highest meaningful match. Please generate the response in the form of a Python dictionary string with keys 'pred' and 'score', where value of 'pred' is a string of 'yes' or 'no' and value of 'score' is in INTEGER, not STRING. DO NOT PROVIDE ANY OTHER OUTPUT TEXT OR EXPLANATION. Only provide the Python dictionary string. For example, your response should look like this: {'pred': 'yes', 'score': 4.8}.
Qwen2.5	{'pred': 'yes', 'score': 5}

S9. More Analysis About the Model Size and Overall Performance

As shown in Figure S9, we visualize the relationship between model size and the average performance across video detailed captioning and question-answering tasks. Generally, larger models (over 20B) tend to achieve better performance, but the scaling trend is not strictly linear. While some models, such

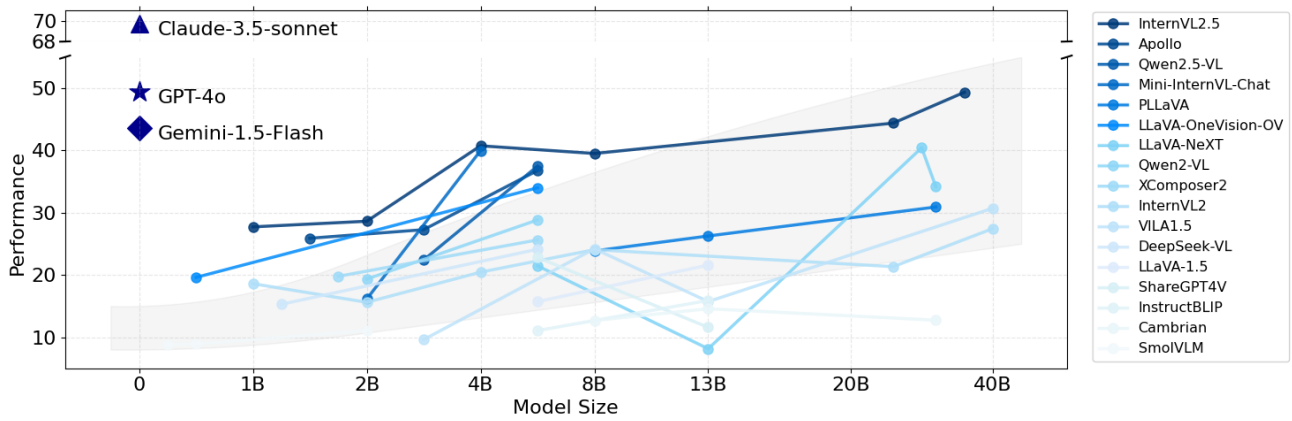

Fig. I4: **Relationship between model size and the average video captioning and question-answering performance.** The shaded region shows the confidence interval, with darker colors indicating better performance.

Table J1: Results of visual token compression models on **Video-MMLU**.

Models	LLM	# Tokens Per Frame	Overall	Notebook				Quiz			
				Avg.	Math	Physics	Chemistry	Avg.	Math	Physics	Chemistry
Chat-UniVi [72]	Vicuna [34]-7B	112	24.82	21.73	16.68	26.97	21.55	27.91	23.85	25.35	34.55
Chat-UniVi-7B-v1.5 [72]	Vicuna [34]-7B	112	18.66	13.62	10.30	16.84	13.74	23.70	21.21	23.92	25.98
LLaMA-VID [83]	Vicuna [34]-7B	2	19.07	13.87	8.11	14.16	19.33	24.27	12.32	20.24	40.25
	Vicuna [34]-13B	2	21.72	13.53	10.08	12.50	18.00	33.35	28.08	26.63	45.34
AuroraCap [21]	Vicuna [34]-7B	48	21.45	18.36	16.75	15.00	23.33	23.65	19.46	12.24	39.26
		79	22.19	19.55	16.49	17.50	24.66	24.84	21.23	13.34	39.97
		110	26.61	20.18	16.06	19.16	25.33	33.09	21.08	38.08	40.11
		172	23.31	19.62	17.35	17.50	24.00	27.00	19.17	26.67	35.17
		265	22.90	19.55	16.74	26.66	15.25	25.14	25.34	20.12	29.96
		327	27.53	17.84	15.64	22.56	15.33	37.21	28.08	33.31	50.23
		389	26.21	18.97	17.00	22.57	17.35	33.44	23.28	26.93	50.12
		451	25.86	19.31	13.93	21.34	22.65	31.44	23.27	20.73	50.33
		544	21.60	19.17	16.32	20.83	20.35	26.32	20.54	13.43	45.00
		606	21.87	18.78	15.21	20.83	20.31	23.95	23.54	12.97	35.35
		668	17.10	14.13	12.56	15.83	14.00	20.07	22.61	6.57	31.03
		730	20.83	16.78	14.95	21.33	14.07	25.22	23.30	6.64	45.71
VideoChat-Flash [81]	Qwen2.5 [142]-2B	16	25.45	27.03	25.09	25.15	30.86	25.53	21.64	9.93	45.02
	Qwen2 [121]-7B	16	27.71	30.58	30.17	33.43	28.15	24.83	17.82	13.39	43.29
InternVideo2.5 [128]	InternLM2.5 [19]-7B	16	32.29	33.40	29.74	30.05	40.42	31.18	24.65	33.27	35.62
PVC [144]	InternLM2.5 [19]-7B	64	30.00	33.70	27.43	38.33	35.33	26.29	28.07	20.53	30.29

as InternVL2.5 [29], show consistent improvements as size increases, others [79, 116] exhibit fluctuating gains. Notably, certain mid-sized models (e.g., around 8B–13B parameters) might outperform larger ones, suggesting that beyond model size, architecture and training strategies play a crucial role in lecture understanding. Additionally, proprietary models like `Gemini-1.5-Flash`, `GPT-4o`, and `Claude-3.5-sonnet` significantly outperform open-source models, highlighting a substantial gap in LMM capabilities.

S10. More Analysis about the Visual token Reduction

We supplement Table J1 with the performance of various visual-token reduction models on video detailed captioning and reasoning-based QA tasks in Video-MMLU. As a core design of AuroaCap [21], token merging plays a crucial role in reducing visual token redundancy. Therefore, we systematically test AuroraCap [21] under different visual token kept ratios to analyze how varying compression

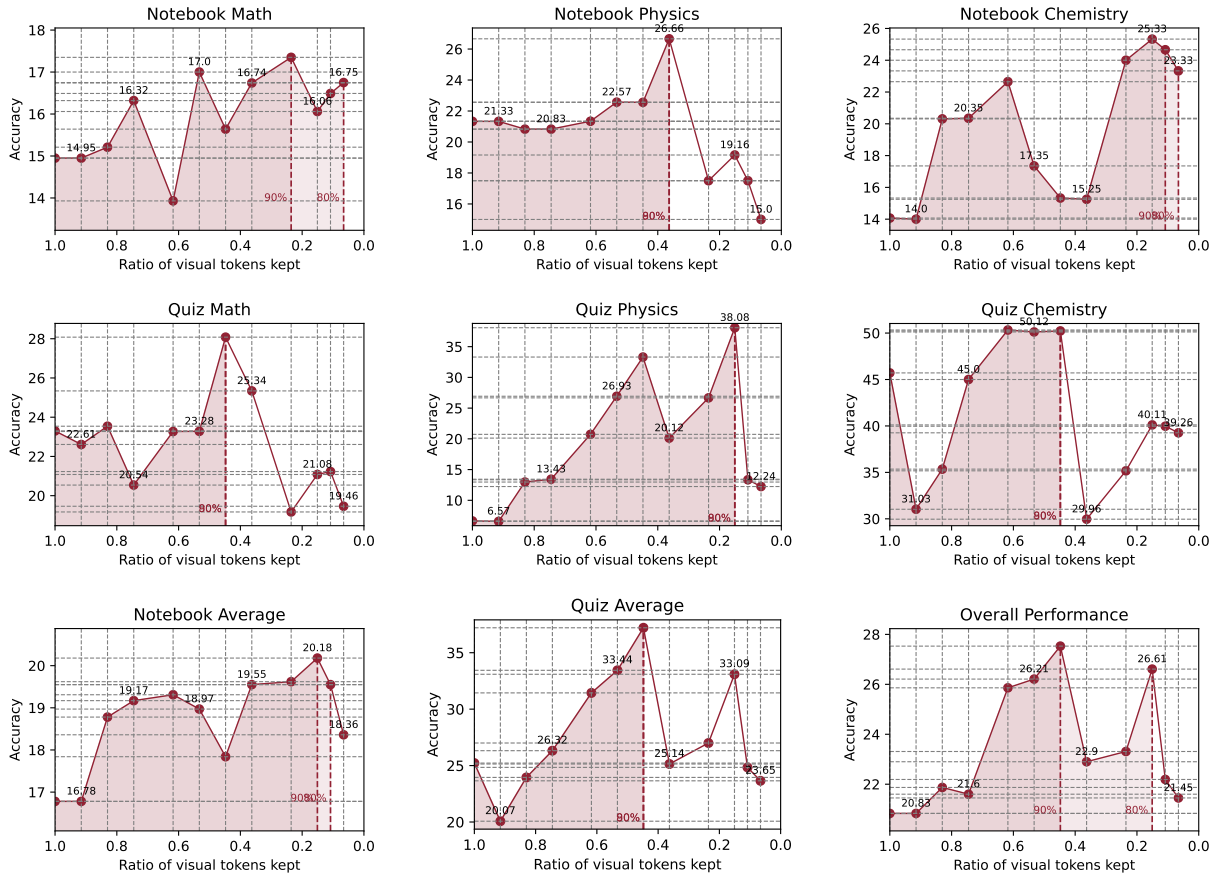

Fig. J5: Ablation study of token merging in AuroraCap [21] on **Video-MMLU**.

levels affect video detailed captioning capability to understand its impact, where the number of remaining visual tokens per frame varies from 49 to 730.

Figure J5 illustrates the impact of visual token reduction on performance across video detailed captioning and reasoning-based QA tasks in different disciplines. Overall, most models retain over 80% of their peak performance even when keeping only 20%–40% of visual tokens, suggesting that significant token compression is feasible without severe degradation. However, performance does not follow a strict monotonic trend, indicating that the sequential nature of videos introduces additional complexity in token merging, leading to non-trivial effects on performance.

When comparing captioning and QA tasks, we observe that captioning performance remains relatively stable across different token kept ratios, particularly in mathematics and chemistry. This suggests that structural elements like formulas and static visual cues are more resilient to compression. In contrast, QA performance, especially in physics and chemistry, exhibits sharp fluctuations, highlighting the greater sensitivity of reasoning-based tasks to token reduction. The varying performance across disciplines further reinforces that subjects relying on dynamic visual elements, such as physics and chemistry, require a higher number of retained tokens to maintain accuracy.

Interestingly, optimal performance does not always occur at the highest kept ratio but rather at a mid-range level. This indicates that moderate token merging can improve efficiency without significantly compromising performance, but excessive compression leads to information loss, partic-

ularly in reasoning-heavy tasks. Since AuroraCap [21] primarily focuses on spatial token merging without explicitly addressing temporal dependencies, these results suggest that additional strategies are needed to optimize token merging for time-dependent visual reasoning. The results also imply that different tasks and disciplines may benefit from customized token compression strategies rather than a one-size-fits-all approach.

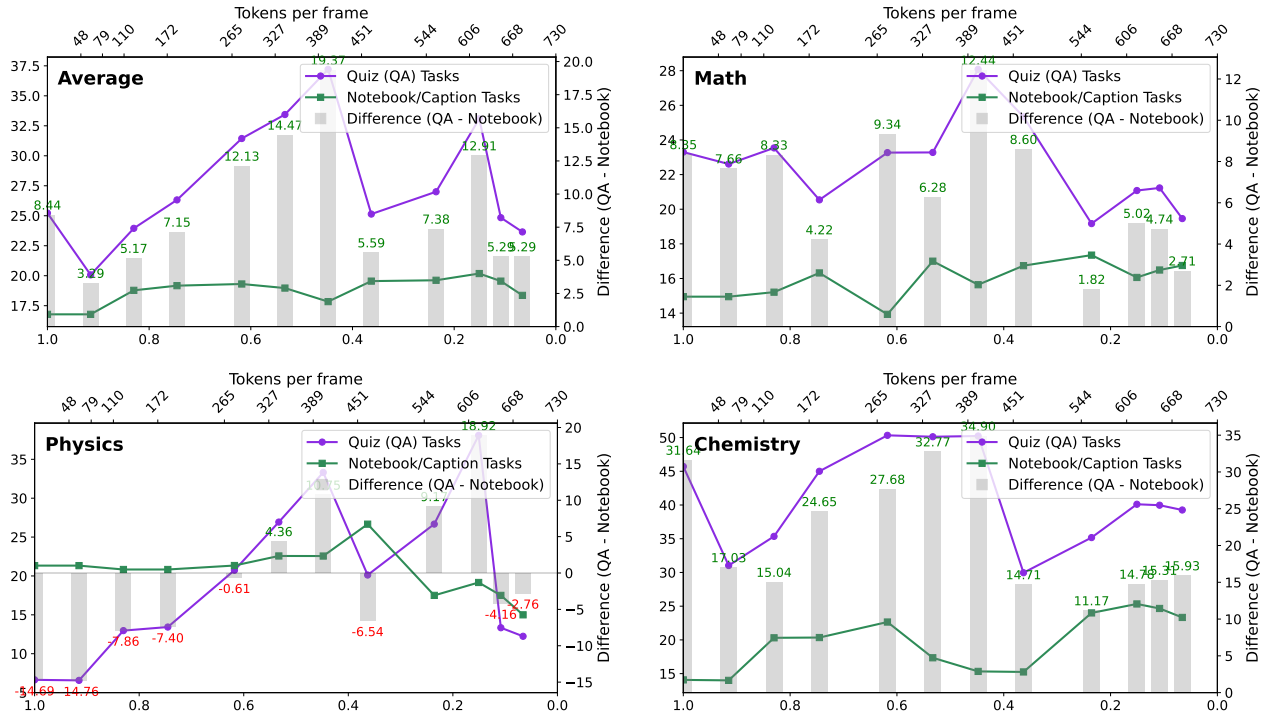

Fig. J6: Performance comparsion of token merging in AuroraCap [21] on **Video-MMLU**across different discipline.

We also compare its effectiveness in video detailed captioning and reasoning-based QA tasks across different desciplines in Figure J6. In the overall performance plot, QA scores (purple line) generally exceed captioning scores (green line) across most token kept ratios, with the largest gap (gray bars) appearing at mid-range ratios (0.4–0.6). Although AuroraCap [21] is designed as a video captioning model, its captioning performance on **Video-MMLU** lags behind its QA performance. We believe that the results is relative to its token merging strategy, which is based on token similarity. In lecture videos, crucial text patches containing key information may be merged due to embedding similarity, leading to degraded caption quality. Reasoning tasks initially benefit from retaining more visual tokens but do not necessarily improve at the highest kept ratios. However, when extreme compression is applied (ratios below 0.2), both QA and captioning performance drop sharply, reinforcing the importance of maintaining a sufficient number of tokens. Across different disciplines, mathematics shows a relatively small gap between QA and captioning across all token ratios, suggesting that both tasks require a similar level of visual information. In physics, QA performance starts significantly lower than captioning at high token counts but surpasses it as fewer tokens are retained, indicating that sequential reasoning in physics may require a more refined token selection strategy. Chemistry consistently shows the widest gap favoring QA, particularly at mid-range token ratios, suggesting that

chemistry reasoning benefits more from retaining structured visual elements and textual annotations.

To provide a more intuitive comparison, we present AuroraCap [21]'s video captioning results at different token kept ratios on a video about the Arithmetic Mean-Root Mean Square Inequality demonstration. We observe that as the visual token kept ratio increases (retaining more tokens), the generated captions become progressively shorter.

Fig. J7: Example video frames in **Video-MMLU**. The video YouTubeID is $9Qyba_swKTI$, which is focus on the demonstration of the Arithmetic Mean-Root Mean Square Inequality, provided by *Mathemativs Visual Proofs*.

# Token	Describe this video in detail. (Figure J7)
GT	The educational video opens with a distinctive title screen displaying **"MVPs"** and **"The Arithmetic Mean-Root Mean Square Inequality"** against a dark background, accompanied by a geometric logo in blue and purple tones and a subscribe button with a thumbs-up icon. The mathematical presentation establishes its fundamental premise by introducing two positive real numbers, a and b, displayed against a black background. The geometric construction begins with two adjacent squares: a blue square with side length a and a maroon square with side length b. This fundamental construction serves as the foundation for demonstrating a profound relationship between arithmetic and quadratic means. Each square is methodically divided by diagonal lines intersecting at their respective centers, creating four congruent triangular sections. This division is crucial as it creates isosceles right triangles within each square, with legs measuring $a/2$ in the blue square and $b/2$ in the maroon square.

The geometric visualization advances by connecting the center points of the two squares, forming a right triangle with legs measuring $a/\sqrt{2}$ and $b/\sqrt{2}$. These measurements arise from the fact that these segments are hypotenuses of the isosceles right triangles formed within each square. Through the application of the Pythagorean theorem to this connecting triangle, the hypotenuse measures $\sqrt{a^2/2 + b^2/2}$. The construction creates a trapezoid formed by two isosceles right triangles and the connecting triangle, which proves fundamental to establishing the inequality: $\frac{a}{2} + \frac{b}{2} \leq \sqrt{\frac{a^2}{2} + \frac{b^2}{2}}$.

The proof, credited to Juan-Bosco Romero Márquez, elegantly demonstrates that equality occurs if and only if $a = b$. This condition becomes geometrically evident as the squares would be identical in this case, creating a symmetric configuration. Throughout the presentation, the squares maintain their distinct blue and maroon/purple coloring, with their dimensions consistently labeled. When the squares overlap, the resulting purple-shaded intersection area provides additional visual insight into the mathematical relationship.

The visualization effectively combines algebraic expressions with geometric representations, demonstrating how the arithmetic mean (represented by $(a/2 + b/2)$) relates to the root mean square ($\sqrt{a^2/2 + b^2/2}$) through the careful arrangement and interaction of colored squares and triangles. This geometric approach provides a compelling visual proof of the arithmetic mean-root mean square inequality, showing that the arithmetic mean of two positive numbers is always less than or equal to their root mean square, with equality occurring only when the numbers are identical.

Multiple variations of the core geometric arrangement are presented, each emphasizing different aspects of the inequality. The black background provides strong contrast for the blue, maroon, and purple geometric elements, ensuring the mathematical relationships remain clear and visually striking. Every frame builds upon the previous understanding, with careful attention to labeling, color coding, and the precise geometric relationships between the squares and triangles, maintaining consistent use of variables throughout while demonstrating their relationships both algebraically and geometrically.

48 The video presents a vibrant and engaging exploration of mathematical concepts, focusing on the properties of triangles. It begins with a bold statement, "A triangle is a real number," setting the stage for a deep dive into the world of geometric shapes. The scene transitions to a black background, where a large, brightly colored triangle dominates the frame. The triangle is divided into two distinct sections, each filled with a different color, creating a striking visual contrast.

As the camera pans across the triangle, it reveals a series of mathematical equations and expressions that highlight the relationship between the lengths of the sides and the angles of the triangle. The text, "A triangle is a real number. (equivalently, if f is a function, then f(a) is a real number)," appears, further emphasizing the connection between mathematical concepts and real-world applications. The camera then zooms in on the triangle, allowing viewers to appreciate the intricate details of the shapes and the precise placement of the mathematical notations.

The video continues to explore the triangle's properties, showcasing various angles and their corresponding expressions. The camera pans slowly, allowing viewers to absorb the information and appreciate the beauty of the geometric shapes. The background transitions from black to a gradient of blue and purple, enhancing the visual appeal and drawing attention to the mathematical content.

As the video progresses, it delves deeper into the triangle's attributes, including its area and the sum of its angles. The camera captures the angles with precision, highlighting their significance in the triangle's structure. The text, "A triangle is a real number. (equivalently, if f is a function, then f(a) is a real number)," reappears, reinforcing the connection between mathematical concepts and real-world applications.

The video concludes with a thoughtful reflection on the triangle's significance, emphasizing its role as a fundamental shape in mathematics. The camera zooms in on the triangle, allowing viewers to appreciate the intricate details of the shapes and the precise placement of the mathematical notations. The background transitions to a gradient of blue and purple, enhancing the visual appeal and drawing attention to the mathematical content.

Throughout the video, the camera work is smooth and deliberate, allowing viewers to absorb the

information and appreciate the beauty of the geometric shapes. The use of color, lighting, and camera angles creates a visually engaging experience that highlights the importance of mathematical concepts in our daily lives.

79 The video presents a vibrant and dynamic scene set in a lively urban environment. The main focus is on a bustling street filled with a diverse crowd of people, each engaged in various activities. Some are walking briskly, while others are seen enjoying leisurely strolls, creating a lively atmosphere. The street is adorned with colorful buildings, each showcasing unique architectural styles, and the atmosphere is enhanced by the presence of street vendors and parked cars.

As the camera pans through the scene, it captures the essence of city life, highlighting the interplay of movement and stillness. The sound of chatter, laughter, and the occasional car horn fills the air, enhancing the sense of realism. The camera work is smooth, transitioning seamlessly between different angles and perspectives, allowing viewers to appreciate the depth and complexity of the urban landscape.

The video transitions to a cozy indoor setting, featuring a warmly lit living room where a group of friends are gathered, engaged in animated conversation. The atmosphere is inviting, with soft lighting and comfortable furniture, creating a sense of intimacy and camaraderie. The friends exhibit a range of emotions, from laughter to contemplation, reflecting the dynamic nature of human interaction.

As the video progresses, it shifts focus to a serene outdoor setting, where a person is seen enjoying a peaceful moment by the water. The tranquil environment contrasts with the earlier bustling street scene, providing a calming visual experience. The camera captures the beauty of the natural surroundings, with gentle ripples on the water and lush greenery in the background, evoking a sense of calm and reflection.

The video concludes with a return to the urban environment, showcasing a vibrant street scene filled with people, vehicles, and colorful buildings. The camera work is dynamic, capturing the essence of city life with a mix of close-up shots and wider angles, allowing viewers to appreciate the intricate details of the urban landscape. The sound of traffic, chatter, and laughter fills the air, encapsulating the essence of a lively, dynamic city.

110 The video presents a series of mathematical diagrams and explanations, focusing on the concept of real numbers. The initial frame displays a large, bold text that reads, "In this video, we explore the basics of real numbers." This sets the stage for an educational series that aims to delve into the intricacies of mathematical concepts.

As the video progresses, the visuals transition to a vibrant display of geometric shapes and lines, creating a striking contrast against a dark background. The shapes are primarily triangles, with one large triangle in a deep purple color and a smaller one in a lighter shade, both outlined in white. The triangles are interconnected by lines, forming a complex network that suggests a visual representation of mathematical relationships.

The narrative is enhanced by a clear, informative text overlay that explains the significance of the shapes and their connections. The text is presented in a clean, white font that stands out against the dark backdrop, ensuring readability. The combination of visual elements and text creates a dynamic learning experience, making the subject matter accessible and engaging.

Throughout the video, the camera work is smooth, with a steady focus on the shapes and text, allowing viewers to absorb the information without distraction. The transitions between frames are seamless, maintaining a cohesive flow that keeps the viewer's attention on the educational content.

As the video nears its conclusion, the text shifts to emphasize the importance of understanding the source of real numbers, as it is the foundation of all mathematical concepts. The final frame features a concluding statement that reinforces the significance of the topic, leaving viewers with a deeper appreciation for the intricate world of real numbers.

172 The video presents a series of mathematical diagrams and text, focusing on the concept of real numbers and their properties. The initial frame features a large, bold text that reads, "This is a visual proof by Juan-Borrego of the real numbers." Below this text, a geometric figure is displayed, consisting of a large

square with a smaller square inside it, creating a visual representation of the concept of a real number line. The figure is color-coded, with the larger square in blue and the smaller square in purple, with a dotted line indicating the real number line.

As the video progresses, the focus shifts to a more complex geometric figure, where the same square and line are now enclosed within a larger square, creating a three-dimensional perspective. The text below this frame reads, "The description for the source information." This frame is followed by a mathematical expression, "a = b = 2," which is highlighted in blue, indicating the equality of the variables 'a' and 'b' with the number '2'. The next frame introduces a new element, a right-angled triangle with the hypotenuse labeled 'a' and the legs labeled 'b' and 'c'. The text below this frame states, "The description for the source information."

The video then transitions to a frame where the triangle is rotated, revealing a new perspective. The text below this frame reads, "The description for the source information." The final frame presents a concluding statement, "Juan-Borrego's proof of the real numbers." The text is accompanied by a mathematical expression, "a = b = c = 2," which is highlighted in blue, emphasizing the equality of the variables 'a', 'b', and 'c' with the number '2'. The video concludes with a frame that features a large, bold text stating, "This is a visual proof by Juan-Borrego of the real numbers."

Throughout the video, the background is a solid black, providing a stark contrast to the vibrant colors of the geometric figures and text. The text is presented in a clear, sans-serif font, ensuring readability. The overall layout is organized and methodical, guiding the viewer through the mathematical concepts being presented.

265 The video presents a mathematical explanation focusing on the concept of real numbers, as described by the visual elements of a geometric figure. The figure is a large square divided into smaller squares, with a diagonal line creating a right-angled triangle. The triangle is highlighted in blue, with its hypotenuse labeled as 'a' and the legs as 'b' and 'c'. The square is labeled 'a' and 'b', while the smaller squares are labeled 'a' and 'b' as well. The background is a deep blue, providing a contrast that emphasizes the geometric shapes.

At the top of the video, there is a text overlay in white that reads, "This is based on a visual proof by Juan-Bosco Rodriguez." Below this, in a larger font, the text states, "The real numbers are based on a visual proof by Juan-Bosco Rodriguez." The text is clear and legible, set against the dark blue background. The overall layout is clean and organized, with the geometric figure and text providing a clear visual representation of the mathematical concept being explained.

327 The video presents a mathematical concept, specifically focusing on the relationship between the number of real numbers and their representation. It features a geometric diagram with a large purple square and a smaller blue square, both sharing a common side. The purple square is divided into four smaller triangles, each labeled with a number from 1 to 4, while the blue square is divided into two triangles, labeled with 'a' and 'b'. The triangles are arranged in a way that suggests a visual proof of a mathematical concept, with the purple square representing the set of real numbers, while the blue square represents a specific subset of these numbers. The video is set against a black background, emphasizing the vibrant colors of the geometric shapes. The text overlay, in white font, provides context to the visual, stating that the number of real numbers is based on a visual proof by Juan-Bosco Rojas, and it describes the source of information as more informative.

389 The video presents a mathematical concept, focusing on the relationship between the number of real numbers and their representation. It features a geometric diagram with a large purple square and a smaller blue square, both sharing a common side. The purple square is divided into smaller triangles, each labeled with a mathematical expression. The expressions include the square root of a number, a fraction, and a variable 'b'. The blue square is a smaller representation of the purple square, with a similar division into triangles, each labeled with a different expression. The expressions are mathematical in nature, involving the square root of 'a' and 'b', a fraction 'a/b', and a variable 'b'. The video is educational, aiming to explain the concept of real numbers and their visual representation.

451 The video presents a series of geometric shapes and mathematical expressions, primarily focusing on

the concept of real numbers. It begins with a large blue triangle, labeled 'a', which is divided into two smaller triangles, 'b' and 'c', creating a visual representation of the number line. The number '2' is placed at the bottom of 'a', while '1' is at the top, indicating the scale of the number line. The shapes are set against a black background, enhancing their visibility.

A mathematical expression, '(2a + b) = a + b', is displayed above the triangles, suggesting a relationship between the lengths of the sides. The expression is highlighted in white text, contrasting with the dark background. The video transitions to a purple square, 'd', with a smaller square 'e' inside it, creating a visual representation of the square root symbol. The expression 'ž21a(2a) = a' is shown, indicating the square root property. The purple square is labeled 'd', while 'e' is the square root symbol. The video concludes with a text overlay in white, stating, "Juan-Bosco Roque based on a visual proof by Jian-Bosco Roque," which credits the creator of the visual representation.

The video presents a mathematical concept, focusing on the properties of triangles and their relationships with real numbers. It begins with a title that reads, "Juan-Bosco Ro." Below the title, a statement explains that the video is based on a visual proof by Juan-Bosco Ro. The main visual element is a geometric diagram featuring a large triangle with a smaller triangle inside it, both sharing a common side. The larger triangle is colored in shades of blue, while the smaller one is in purple. The shared side is highlighted with a dotted line, indicating its significance.

The video then transitions to a black background where the text continues, stating that the description is based on the source and more information can be found. The text is white, providing a clear contrast against the dark backdrop. The overall layout is clean and organized, with the text and diagram clearly separated, allowing for easy comprehension of the mathematical content.

The video presents a mathematical concept, focusing on the relationship between the number of real numbers and their representation. It features a geometric diagram with a large purple square and a smaller blue square, both sharing a common side. The purple square is divided into four smaller squares, each labeled with a number from 1 to 4. The blue square is also divided into four smaller squares, with the top left square labeled 'a' and the bottom left 'b'. The video explains that the number of real numbers is based on a visual proof by Juan-Bosco, which is described as a source for more information. The text is overlaid on a black background, enhancing readability. The video is educational, aiming to convey the mathematical concept of real numbers through visual representation.

The video presents a vibrant and dynamic scene featuring a bustling cityscape at dusk. The sky is painted with warm hues of orange and pink, transitioning into a deep blue as the sun sets. Skyscrapers with illuminated windows rise against the backdrop of the fading daylight, creating a striking contrast. The streets below are alive with the movement of people, vehicles, and the glow of streetlights. The atmosphere is further enhanced by the presence of a river reflecting the city lights, adding a serene touch to the lively urban environment.