Preempting Text Sanitization Utility in Resource-Constrained Privacy-Preserving LLM Interactions

Robin Carpentier
robin.carpentier@mq.edu.au
Macquarie University
Sydney, Australia

Benjamin Zi Hao Zhao
ben_zi.zhao@mq.edu.au
Macquarie University
Sydney, Australia

Hassan Jameel Asghar
hassan.asghar@mq.edu.au
Macquarie University
Sydney, Australia

Dali Kaafar
dali.kaafar@mq.edu.au
Macquarie University
Sydney, Australia

arXiv:2411.11521v2 [cs.CR] 7 Mar 2025

Abstract

Interactions with online Large Language Models raise privacy issues where providers can gather sensitive information about users and their companies from the prompts. While Differential Privacy can be applied on textual prompts through the Multidimensional Laplace Mechanism, we show that it is difficult to anticipate the utility of such sanitized prompt. Poor utility has clear monetary consequences for LLM services charging on a pay-per-use model as well as great amount of computing resources wasted. To this end, we propose an architecture to predict the utility of a given sanitized prompt before it is sent to the LLM. We experimentally show that our architecture helps prevent such resource waste for up to 12% of the prompts. We also reproduce experiments from one of the most cited paper on distance-based DP for text sanitization and show that a potential performance-driven implementation choice completely changes the output while not being explicitly defined in the paper.

Keywords

Privacy-Utility Trade-off, Privacy-Aware Resource Efficiency, Resource Saving, Small Language Model, dx-privacy

1 Introduction

Large Language Models (LLMs) are now being used for a variety of tasks such as document retrieval, code explanation, document summarization, and image generation. The largest models, with respect to the number of parameters, currently yield the strongest performance [32]. These large models require significant computing resources for training, which only a few entities worldwide possess the capability to provide. Even after the training phase, querying the largest models remains resource-intensive and beyond the capabilities of an average personal computer. LLMs are then typically hosted by these same entities and made available online as a service (either free or paid) that users query (or prompt) and receive a response[1]. During this process, any sensitive information contained within the prompt is received by the service provider.

Sharing information through LLM prompts raises privacy concerns in both professional and personal settings. For instance, trade secrets[2] or client data [9] can be exposed. In addition to data being revealed to the provider itself, prompts may also be used to improve LLMs, which in turn are known to memorize their training data and may disclose them when subsequently queried by other users [5].

While prompts can be manually redacted and sanitized by human experts, such process is time consuming and often not practical in several applications [16]. Automatic sanitization is generally carried out either using Differential Privacy (DP) applied on text [2, 15, 28, 34], Generalization [17, 25] or rewriting assisted by language models [18, 31]. It can be applied on the entire text or on specific, privacy-exposing elements detected by Named Entity Recognition [7, 8, 26].

All these sanitization techniques involve altering the text to various degrees which can reduce its utility [35]. If said text is a prompt intended to be sent to an LLM for a task (e.g., summarization), the result might suffer in correctness, accuracy and/or coherence compared to what the LLM would have produced with the unaltered prompt. Excessive alteration can even lead to totally useless results which are wasted resources for the provider and unnecessary expenses for the user when the LLM usage incurs a fee. Moreover, we show that it is difficult for a user to assess the utility of a sanitized prompt beforehand, making it challenging to avoid wasting resources.

In this paper, we address the following problem of practical concern. To prevent employees from inadvertently submitting sensitive or Personally Identifiable Information (PII) into prompts, a company aims to sanitize user prompts before they are sent to the LLM provider. However, an excessive loss in utility caused by the sanitization is undesirable from the company's perspective as it incurs costs for every prompt sent to the LLM provider. In this context, we investigated the possibility of locally predicting the LLM's performance on a given sanitized prompt. This way, we can avoid sending excessively sanitized prompts which will produce meaningless results and waste resource. Our prediction is assisted by running a Small Language Model (SLM) at the edge, either on the employee's device or within the company's infrastructure.

Although less powerful than LLMs, the SLM is trusted and tasked to assess the quality of a sanitized prompt before sending it to an online LLM. If the SLM determines that the sanitized prompt would produce meaningless results, the sanitization can be adjusted (e.g., applying a lighter version if permitted by company policy). The first advantage is that this prevents multiple sanitized versions of the

[1] e.g., https://chatgpt.com/ or https://mistral.ai/
[2] techradar.com/news/samsung-workers-leaked-company-secrets-by-using-chatgpt

same prompt from being sent to the LLM in search of a satisfactory result—a process that could compromise privacy. Additionally, if no acceptable sanitization is possible within policy constraints, the prompt is not sent to the LLM, avoiding resource waste, and the SLM handles the task itself using the unaltered prompt. This approach aims to offer the company and its employees the best value for their money by balancing privacy, utility, and financial resources.

We experimented on sanitization using DP for text [2, 15, 28, 34] as DP is currently the prevailing framework for privacy-respecting computations. We focus on a summarization task, testing 3 SLMs and 2 LLMs, namely T5, Bart, Llama3.2-1B, Llama3-8B and Gemini 2.0 Flash. We show that leveraging a local SLM enables to save the computing resources of up to 12% of the prompts.

Overall, in this paper we make the following contributions:

(1) We propose an architecture that locally evaluates the quality of a prompt sanitized using a privacy-preserving text sanitization method. This evaluation occurs before sending the prompt to an LLM, aiming to prevent resource waste if the sanitization has degraded the prompt's utility to the point where satisfactory results are unlikely. We refer to this architecture as the *utility assessor*.
(2) We empirically evaluate the utility of prompts sanitized by $d_{\mathcal{X}}$-privacy, a word-level Differential Privacy method leveraging the Multidimensional Laplace Mechanism. Our evaluation targets a summarization task performed on a publicly available dataset, leveraging three SLMs and two LLMs. We show the colossal impact of sanitization where none of the models are able to produce results of any utility for amounts of noise usually considered non-private in classic DP (e.g., $\varepsilon = 35$). With lower amounts of noise, the same ε value may provide no utility when applied on one prompt while offering very high utility when applied on another as word-level DP can alter semantics to varying degrees. Hence, predicting the utility of sanitized prompts requires an advanced technique such as our utility assessor.
(3) In order to better predict the utility of a prompt —wether it would waste resources or not—, we rely on several numerical features beyond just the ε value, available through our utility assessor. This includes semantic similarities involving the unaltered prompt and the SLM's results on the unaltered and sanitized prompts. Using these features we trained a regressor to predict the performance of an LLM on a given sanitized prompt. Compared to the use of ε alone, we show that using the utility assessor's features enables saving the computing and monetary resources of up to 12% of the prompts that were previously wasted.
(4) We identify an issue in Feyisetan et al. [15] which, to the best of our knowledge, is one of the most cited paper on Differential Privacy applied on text through the Multidimensional Laplace Mechanism. By replicating some of their experiments, we show that the potential reliance on a approximate nearest neighbor search in multidimensional vector spaces —while understandable for performance— completely changes the results of the experiments while not being explicitly mentioned in their paper. Instead, our implementation rigorously following their definition (i.e., an *exact* nearest neighbor search) outputs the *original input* 99% of the time for most of our replicated experiments, not providing any privacy protection.

The code for all of our experiments is available online[3]. The paper is organized as follows: Section 2 provides background knowledge about DP-based text sanitization. Section 3 motivates the problem and describes our solution architecture. In Section 4 we experimentally validate the benefit of our architecture. In a different setting, Section 5 addresses the fourth contribution by reproducing experiments from Feyisetan et al. [15]. Finally, Section 6 presents the related works on text sanitization and the privacy of language models' prompts.

2 Differentially-Private Text Sanitization

In this section we provide necessary background information about differential privacy, how concepts of differential privacy can be applied in the text domain, and the specific technique for text sanitization used in our work.

2.1 Differential Privacy

Differential privacy (DP) is a formal framework to provide privacy in data analysis. Informally, an algorithm handling a set of data is said to be differentially private if its output is not significantly affected by the presence or absence of one particular input [10]. DP is achieved by adding properly calibrated noise to the result of the computation itself or to the input data in the case of Local DP [19]. While DP is usually applied on structured data (numbers, tabular etc.), applications on unstructured data have also been proposed [36] in particular on text [1, 2, 15, 28, 34]. In this paper, we focus on DP as our text sanitization method because differential privacy is currently regarded as the gold standard for privacy-preserving data publication [3]. Also, these sanitization methods do not rely on the performance of a paired PII detector as it sanitizes a text in its entirety. We refer the reader to Section 6 for an overview of the state of the art in general text sanitization techniques.

For this work, we leverage distance-based DP, denoted $d_{\mathcal{X}}$-privacy, a generalization of Local DP where the domain of input data is evaluated by an arbitrary distance metric d [6], whereby Local DP explicitly defines Hamming distance [19]. An example of $d_{\mathcal{X}}$-privacy is proposed in [1], called Geo-indistinguishability, where the authors avoid disclosure of a user's exact geographic location by releasing a differentially private substitute. In this example, the metric used is the Euclidean Distance with closer locations favored over more distant ones from the original. The radius of what is considered close depends on the privacy parameter ε.

2.2 DP Text Sanitization - Theory

Applying $d_{\mathcal{X}}$-privacy on textual data is made possible by the emergence of vector representations of text including word2vec [23], GloVe [27] and the inner mechanism of language models [11]. Vast quantities of text are used to progressively learn the representation of tokens (i.e., a word or a word segment) as n-dimensional vectors

[3]https://github.com/r-carpentier/Preempting-Text-Sanitization-Utility

called embeddings where the distances in the embedding space express the semantic difference between tokens.

Sanitization of a text is then performed by adding differentially private noise to the embeddings of tokens in the text, for example by sampling noise via the Multidimensional Laplace Mechanism [15]. Formally, assume a set of tokens $\mathcal{X}$ and a token embedding model $\phi : \mathcal{X} \rightarrow \mathbb{R}^n$ associating each token with an n-dimensional embedding vector. $\mathcal{X}$ is equipped with a distance function $d : \mathcal{X} \times \mathcal{X} \rightarrow \mathbb{R}^+$ which is a metric with $d(x_1, x_2) = \|\phi(x_1) - \phi(x_2)\|$. Assume a privacy parameter $\varepsilon \in \mathbb{R}^*_+$. A randomized mechanism $M : \mathcal{X} \rightarrow \mathcal{Y}$ is said to be $\varepsilon d_{\mathcal{X}}$-private if for any input $x_1, x_2 \in \mathcal{X}$ and any output $y \in \mathcal{Y}$ [15]:

$$\frac{Pr[M(x_1) = y]}{Pr[M(x_2) = y]} \leq e^{\varepsilon d(x_1, x_2)}$$

Intuitively when $\mathcal{X}$ is a set of words, the closer two words x_1 and x_2 are in the embedding space according to the distance metric, the more similar their probabilities to be mapped to a specific output y will be. In the case of text-to-text sanitization, the output domain is also words and thus $\mathcal{Y} = \mathcal{X}$. Note that Local DP is a special case of $d_{\mathcal{X}}$-privacy where $\forall x_1, x_2 \in \mathcal{X} : x_1 \neq x_2 \Rightarrow d(x_1, x_2) = 1$.

2.3 DP Text Sanitization - Application

Text-to-text sanitization satisfying $d_{\mathcal{X}}$-privacy takes many forms [15, 28, 34], the specific technique of our work follows that of Feyisetan et al. [15] with additional steps proposed by Asghar et al. [2]. Algorithm 1 outlines the sanitization process of a given token $x \in \mathcal{X}$ considering a privacy parameter ε. Lines *1* to *3* detail how to sample the noise vector η: First, the direction of the noise is chosen via a sample from the multivariate normal distribution of dimension n, with a zero mean and the identity matrix as the covariance (Line *1*). It is then normalized (Line *2*). On line *3*, the magnitude of the noise is sampled with a gamma distribution of shape n and scale $1/\varepsilon$. By multiplying it by the result of line *2*, we now have a noise vector $\boldsymbol{\eta}$ with a random direction and a magnitude scaled by ε. By adding the noise to the embedding of x on line *4*, we obtain e' which is a point of $\mathbb{R}^n$ that with high probability does not correspond to any word in $\mathcal{X}$. On line *5* we then perform a nearest neighbor search to find the word $z \in \mathcal{X}$ where $\|\phi(z) - e'\|$ is minimized.

While the mechanism by Feyisetan et al. [15] considers e (line *5*) as the replacement token, the work by Asghar et al. [2] introduces additional steps to ensure enough close neighbors of the input token x can be produced as output (depending on ε). This is a desirable property as close neighbors of a token in the embedding space are semantically-related, and a property that Asghar et al. [2] argues the original mechanism does not support due to the behavior of the nearest neighbor search of the noisy embedding e' (line *5*) in highly-dimensional embedding spaces. The additional steps are outlined in lines *6* and *7*: we first rank all the elements in $\mathcal{X}$ based on their distance to e and then sample a replacement token from $\mathcal{X}$ where the probability of selecting each element is proportional to an exponential of its rank in the neighbor list of e.

Algorithm 1 $d_{\mathcal{X}}$-privacy

Input: Token $x \in \mathcal{X}$, $\varepsilon \in \mathbb{R}^*_+$
Output: Sanitized Token $x' \in \mathcal{X}$

1: $\boldsymbol{\eta} = mv_normal(\mu = \mathbf{0}_n, \Sigma = \mathbf{1}_n)$ ▷ Sample multiv. normal dist.
2: $\boldsymbol{\eta} = \boldsymbol{\eta}/\|\boldsymbol{\eta}\|$ ▷ Normalize
3: $\boldsymbol{\eta} = gamma(k = n, \theta = 1/\varepsilon) * \boldsymbol{\eta}$ ▷ Sample gamma dist.
4: $e' = \phi(x) + \boldsymbol{\eta}$ ▷ Add noise to the embedding of x
5: $e = argmin_{z \in \mathcal{X}} \|\phi(z) - e'\|$ ▷ Find nearest neighbor in $\mathcal{X}$
6: $d_{NN}(e, z) = i$ if $z \in \mathcal{X}$ is the ith nearest neighbor of e
7: Sample $x' \in \mathcal{X}$ with $Pr(x') \propto \exp(-d_{NN}(e, x'))$
8: **return** x'

For a text containing several tokens, the mechanism is applied independently to each token. It is important to note that Algorithm 1 might output $x' = x$. Indeed, x' is necessarily in the neighbor list of e and gets assigned a non-zero probability of being sampled on line *7*. In this case the token x is not modified by the mechanism.

Under DP, the ε parameter governs the privacy-utility trade-off: higher ε values introduce less noise, reducing privacy protection. In $d_{\mathcal{X}}$-privacy however, ε also depends on the sensitivity of the distance metric d, meaning its interpretation varies across different metrics. As a result, ε values in $d_{\mathcal{X}}$-privacy are not directly comparable to those in classic DP, and their absolute values in this paper do not hold the same significance as the ones found in papers using DP on numerical data. Furthermore, the meaning of ε also varies with the structure of the chosen embedding model ϕ [33]. Indeed, depending on the distance between elements in the embedding space, the same noise magnitude (e.g., $\varepsilon = 30$ in line 3 of Algorithm 1) can be relatively large (i.e. reaching distant neighbors) in one embedding model while being small in another.

Thus, choosing the value for ε is not straightforward for end users [24] as we will illustrate in the next section. As such, in this paper we focus on $d_{\mathcal{X}}$-privacy as our main sanitization method and propose an architecture to assess degrees of $d_{\mathcal{X}}$-privacy's impact on the utility of prompts in an attempt for end-users to better navigate the trade-off between privacy and utility and avoid resource waste.

Additionally, in Section 5 we reproduce some experiments from Feyisetan et al. [15] on which Algorithm 1 is based. We show that their implementation potentially relies on an approximate nearest neighbor search for line *5* of Algorithm 1 while not explicitly acknowledging it in the paper. While understandable for the sake of performance, we demonstrate this choice to have an enormous impact on the output of the mechanism. Instead, our implementation rigorously following their definition (i.e., an exact nearest neighbor search) will output the input token 99% of the time for most of our replicated experiments, not providing any privacy protection. Asghar et al. [2] later formally studied the behavior of the mechanism and proposed a fix that we used in line *6* and *7* of Algorithm 1.

3 Utility and Privacy Trade-off for Prompts

In this section we motivate the need for more sophisticated means of assessing the privacy-utility tradeoff in prompt sanitization, followed by an overview of our proposed architecture leveraging an SLM to predict the resulting utility. Finally we specify the problem statement against which we shall evaluate the proposed solution.

3.1 Context

When querying online LLMs, a handful of tasks require the submission of an instruction accompanied by a text on which the task is

performed. For example, a summarization task may consist in an instruction "Summarize the following text" and a text. Other tasks follow the same model, such as Question Answering where the LLM will answer a question using information contained within a textual document, or Data Extraction where specific information are extracted from a document. In these cases, the text to be processed might contain sensitive elements such as PII or trade secrets that the user or its employer does not want to be revealed to the LLM's provider. For this reason, the user (or its employer on the user's behalf) will resort to sanitizing the associated text. For clarity, in the rest of this paper we refer to this associated text as the *prompt* as we consider that the instruction mentionned above does not require privacy protection.

Sanitizing the prompt can be achieved with manual sanitization at a heavy burden and cost to users [16], or one can leverage automatic methods. In particular, we consider the differentially-private text sanitization method described in the previous section (See Section 6 for an overview of other sanitization approaches). Because sanitization modifies the content of the prompt, it affects the performances of the downstream LLM task performed on said prompt.

To illustrate the extent to which a text is altered by differentially-private text sanitization, consider the following text sample:

> Emily Carter, born on April 12, 1990, resides at 482 Maple Street, Springfield, IL, and her Social Security Number is 123-45-6789. Her credit card number, 4111-1111-1111-1111, expires in 06/27, and her personal email is emily.carter90@email.com.

Sanitizing this text using Algorithm 1 with $\varepsilon = 100$ results in the following text[4]:

> Rachel guiName,Born inApril 13, 1990. resideAt 482 Maple Street in Springfield,, andHer social Securitynumber has 127.456789, Her credit card Number. 6109 and-reportprint,1111, expired in 06/23. and her personal email was em.carter60@emailcom

Note that this is the exact output: we did not omit spaces or add characters during the writing of this paper. We notice that the result lacks proper grammar and punctuation. Also, while the text conserves its meaning to some extent (i.e., presenting a person), some information is partially altered such as the social security number, while others like the name are entirely modified.

Decreasing ε achieves better privacy but also lowers utility. Below is a sanitized version[5] of the text using $\varepsilon = 35$:

```
steosta⊠ offensivelyiHUD\r\x04\x11". Played deposition
\x10madeupword0001ishmenticut mouths Dubai excessively
loansGoldMagikarpDNA Region\x1a Skills srfNBuyableInstore
AndOnline Hond 290⊠⊠ acting 85 usageCredit⊠ Numberso
DeliveryDate externalTo⊠BuyableInstoreAndOnlineribing サーテ
イ guiIconiHUD advancement unfocusedRange TheNitrome 06
unfocusedRange exting TheNitrome314 SolidGoldMagikarp
BuyableInstoreAndOnline UCHIJ\x0f Feel zoning⊠ playoffs⊠`,
competitors
```

[4]We use the token embedding model ϕ of the bart-large-cnn language model.
[5]Included as an image to avoid formatting issues

The text has lost all of its meaning, grammar and punctuation. Some characters are not even English and others cannot be printed.

Such text deterioration is expected given Algorithm 1. Indeed, considering a token as a point of an n-dimensional vector space, the noise added by the mechanism can point towards any direction, with its magnitude scaled by ε. Consequently, a sufficiently low value of ε potentially leads to a perturbed point relatively far from the original point. Because embedding models are trained on vast amounts of textual data, they contain a highly diverse set of tokens that can be chosen as output by the mechanism, hence the non-printable and non-English characters.

Any language model task computed on such sanitized prompt will suffer in performance. A user looking for satisfactory performance of an LLM on such task might consider a simple yet insecure solution: sending the same prompt multiple times, each time decreasing the sanitization degree. This can be repeated until the desired result quality is achieved or the privacy level becomes unacceptably low. First, this approach is inefficient in terms of computing and financial resources as only the last query result is useful to the user. Second, it poses privacy risks: As [12] puts it simply, repeated sanitized queries of the same prompt can be averaged, effectively canceling the noise out and revealing the original input.

Thus, the user is in need of a solution to anticipate the performance of the LLM before actually sending the prompt. Without sanitization, such performance is usually influenced by the exact task and the LLM used for the task. The sanitization introduces another factor, mainly driven by ε. However, as mentioned in Section 2, ε values are not similar to classic DP making it more challenging to select an appropriate value. For example, the last text sample above is sanitized using $\varepsilon = 35$, a value that would be considered non-private in classic DP, while it is still clearly too private to get any utility. ε also depends on the structure of the embedding model (Section 2). Moreover, the same ε value can affect different texts to various degrees as we will see in Section 4.

Overall, predicting the performance of an LLM on a given sanitized prompt before it is sent is challenging.

3.2 Utility Assessor Architecture

We propose a solution architecture where a user benefits from a trusted SLM to assess locally the utility of a given sanitization of a prompt. As the prompt is going to be sent to an LLM for inference, this assessment enables to anticipate the LLM's performance and avoid wasting its resources if the expected result will not meet a desired quality.

The architecture we consider is illustrated in Figure 1. It deals with language model tasks where the prompt p includes a document which might contain sensitive elements.

Computing Model. Locally (left-hand side of the figure), the user can apply a *Sanitization* procedure to p, parametrized by ε, to obtain its sanitized version p_ε (Step 1). They have access to an SLM to run the language model task on p and on p_ε to obtain the associated results r^{SLM} and r_ε^{SLM} (Step 2 and 3). They also have a *Utility Estimator* procedure which evaluates the quality of the SLM's results (Step 4). Finally, when a given p_ε is assessed to satisfies both privacy and utility criterion, it is sent to the LLM hosted online (right-hand side of the figure) to perform the language

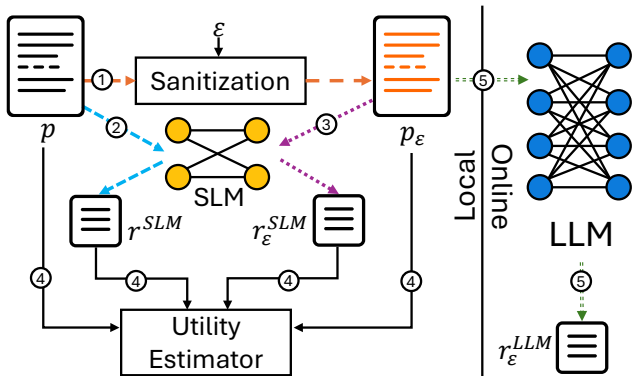

Figure 1: Utility Assessor Architecture. p represents the unaltered prompt. p_ε denotes the sanitized version of the prompt. r^{SLM} and r_ε^{SLM} designate the SLM's result on the unaltered and sanitized prompts, respectively. r_ε^{LLM} identifies the LLM's result on the sanitized prompt.

model task (Step 5). Note that all steps from 1 to 4 included can be repeated as many times as needed, with different values of ε until the architecture predicts the expected quality of Step 5 will be high enough or until the privacy level becomes unacceptably low (e.g., per company policy). In this latter case, we cannot both satisfy privacy preservation and adequate performance but the user can nonetheless benefit from r^{SLM} as the result.

We define an SLM as a model capable of running on the edge, either on the user's own machine or on a machine hosted by their company. The large size of online LLMs, such as ChatGPT-4 with an estimated 1.8 trillion parameters[6], makes them impractical for local hosting. In contrast, we consider SLMs with at most one billion parameters (such model with 32-bit precision necessitates approximately 4GB of VRAM). As such, its execution is considered cheap in terms of computing resources. The SLMs we consider can be either general-purpose or fine-tuned for a specific task. Fine-tuned models might have better performances on a task, and thus might improve the quality of the prediction of the LLM's performance on the same task. However, they are not task-agnostic and several SLMs of this type might be needed to cover a full range of language model tasks. We tested both types in our experiments (See Section 4).

The Utility Estimator is task-dependent and judges the quality of p_ε, r^{SLM} and r_ε^{SLM}. For example, semantic similarity between p and r_ε^{SLM} can be used to assess the proximity of a text and its summary in a summarization task. In a question-answering task, we can compare r^{SLM} and r_ε^{SLM} together with semantic similarity or F1-score. Similarities, F1-Score and any other quality metric are considered as features and are subsequently used in a regression task to predict the utility of r_ε^{LLM}. Such regressor can be trained on the flow: while sanitized prompts are being sent to the LLM and answers are received, input features can be extracted from p_ε, r^{SLM} and r_ε^{SLM}, while the target feature can be derived from r_ε^{LLM}.

Threat Model. The provider of the online LLM is honest but curious. They deliver the service but collects data from received prompts. The user's local environment as well as the communication between the user and the online LLM are considered trusted.

Problem statement Considering the utility assessor architecture, the computing model and the threat model defined above, can we predict the performance of an LLM? Put simply, can a trusted, smaller language model help users balance privacy and utility when sharing a document with a larger language model?

4 Utility Assessor Experiments

In this experimental section, we shall first outline the configuration of our experiments. Then, we evaluate the performance of the tested language models on unaltered prompts. Next, we show the enormous impact of prompt sanitization on the performance of all the language models. We then evaluate the capability of our utility assessor architecture to estimate the expected LLM performance on sanitized prompts.

4.1 Experimental Settings

In our experiments, we target a summarization task where an accurate summary of a text has to be produced by the language model in a limited number of tokens. It is a popular document-driven language model task with many openly available SLMs for experiment. We chose this particular task as it is notably relevant in a work setting: summarizing long e-mails and reports is a desirable feature for employees for which the company itself would want to impose privacy protection as these documents may contain confidential information or PIIs.

SLM: We use three different SLMs to summarize text, namely T5 Small[7] (60 Million parameters), bart-large-cnn[8] (400 Million parameters) and Llama 3.2 in its 1 Billion parameters version[9]. These models were chosen for their popularity on the huggingface platform[10] and because they exhibit diverse sizes while still fitting our SLM definition (i.e. $\leq$ 1B parameters). While T5 and BART are specifically tuned for summarization, Llama3.2-1B is a general-purpose chat model.

LLM: For the target LLM to be queried we tested two models: Llama-3-8B-Instruct[11] and Gemini-2.0-flash[12]. We choose to host and run the first model ourselves to reduce experiment costs and enhance reproducibility, as online service offerings evolve over time. While Llama-3 is smaller than trillion-parameter models available online, the size gap between Llama-3 and our SLMs remains significant: T5, BART, and Llama3.2-1B are respectively 132x, 20x, and 7x smaller in terms of parameter count. We also include Gemini to involve a recent online large language model, though the exact number of parameters for Gemini-2.0-Flash is unknown.

Dataset: We use the Multi News dataset [13] which contains news articles from multiple sources associated with human-written summaries. We concatenated its train, validation and test subsets and cleaned it to the best of our ability by removing unrelated headers, faulty entries, and other abnormalities (See our code release[3] for full description of data preparation). As some of our SLMs only

[6]https://the-decoder.com/gpt-4-architecture-datasets-costs-and-more-leaked/

[7]https://huggingface.co/Falconsai/text_summarization/
[8]https://huggingface.co/facebook/bart-large-cnn
[9]https://huggingface.co/meta-llama/Llama-3.2-1B
[10]T5, Bart and Llama3.2-1B have respectively 1M, 88M and 16M all-time downloads.
[11]https://huggingface.co/meta-llama/Meta-Llama-3-8B-Instruct
[12]https://ai.google.dev/gemini-api/docs/models/gemini

support inputs of at most 1024 tokens, for a fair comparison we only select texts of this length, with the final evaluation dataset containing 11,121 documents. For all experiment we randomly sample 1,500 elements from this dataset.

Sanitization: We implemented $d_{\mathcal{X}}$-privacy sanitization for text as described in Section 2.3. This mechanism relies on an embedding model ϕ to convert text into n-dimensional vectors. While word embedding models such as GloVe [27] and word2vec [23] are commonly used for this task [2, 14, 15, 34], they have a significant limitation: words not present in their vocabulary cannot be sanitized. Simply removing such words is not an option either, as the privacy guarantees of the sanitization mechanism apply only to strings of the same length [15, 22]. This issue is particularly problematic because out-of-vocabulary words—those not encountered during the embedding model's training—are often rare names of people or places, which are precisely the types of sensitive information that require protection. For this reason, we opted for token embedding models from two of our language models, namely bart-large-cnn (50,264 tokens, 1024 dimensions) and Llama-3-8B-Instruct (128,256 tokens, 4096 dimensions). In our approach, text is first tokenized, and the corresponding vector for each token is used for sanitization.

Summarization: We requested models to limit their output to 142 tokens as it is the default value for the bart-large-cnn model and we found it to be a suitable choice for all models. General-purpose models were driven to summarize using specific prompts which can be found in the code release[3].

Utility Estimator: We assess summary quality using the all-mpnet-base-v2 model from the Sentence Transformer package[13]. This model generates one embedding vector for an entire text, and the similarity between two texts is measured as the cosine similarity between their embeddings. Similarity ranges from -1 to 1: values near -1 indicate opposing texts, values around 0 suggest no correlation (orthogonal texts), and values close to 1 signify high similarity. While we have also experimented with two other text similarity models, namely gte-large-en-v1.5[14] and modernbert-embed-base[15], the result were not satisfactory as they designate overly sanitized texts (i.e., $\varepsilon = 1$) as similar to genuine English text. The details of the regression task will be described in Section 4.4.

4.2 SLM vs LLM Performance on Unaltered Prompts

We first compare the summarization performance of each model on unaltered prompts. Reported in Table 1 is the average, standard deviation and 10th percentile of the similarity between the prompt and a summary generated from this prompt. As expected, the LLMs produce better results than the SLMs, where T5, Bart and Llama3.2-1B obtain respectively an average similarity of 0.78, 0.79 and 0.80 as opposed to 0.86 from Llama3-8B and 0.83 for Gemini. Llama3-8B leads to a similarity over 0.77 for 90% of the samples while the best-performing SLM only produces 0.67. This experiment shows that while T5 and Bart are specialized in summarization, the larger and general-purpose Llama-3 and Gemini still yield greater performance, justifying the use of bigger models.

Model	Avg similarity	stddev	Q10
T5	0.78	0.10	0.64
Bart	0.79	0.10	0.67
Llama3.2-1B	0.80	0.12	0.67
Llama3-8B	0.86	0.08	0.77
Gemini	0.83	0.08	0.73

Table 1: Summarization performance as the similarity between the unaltered prompt and a generated summary from this prompt.

4.3 Impact of Prompt Sanitization on Generation Performance

As explained before, modifications performed by sanitizing prompts will impact their utility. In Figure 2, we show the similarity between a prompt and a summary generated by Llama-3 from a sanitized version of said prompt, for different values of ε. The sanitization employs the embedding model of Llama3. Recall from Section 2 that the epsilon values presented here are not directly comparable with those usually found in classic DP.

First, we notice there is no significant performance improvement between $\varepsilon = 1$ (Figure 2a) and $\varepsilon = 200$ (Figure 2b). This is due to the fact that the noise is relatively high in both cases and the prompts are greatly altered. Also, Figure 2c showcases the very large range of utility one can expect for a given ε value. Indeed, with $\varepsilon = 500$ 20% of the prompts lead to a similarity under 0.25 while another 20% lead to a similarity greater than 0.62. Finally, with $\varepsilon = 1000$ the performance gets closer to the one on the unaltered prompts with an average similarity of 0.82, standard deviation 0.10 and 10-th quantile of 0.69. Note that similar trends were obtained with the other language models and the second embedding model and thus are not included here. These results highlight the need for a method to estimate the utility of a given sanitized prompt before committing to use the LLM, both because the values of ε are atypical but also because they affect our language modeling task to various degrees depending on the exact prompt.

We now turn our attention to the multiple language models under evaluations, with Figure 3 providing an overview of the performances of each language model as a function of ε. In Figure 3a the sanitization involves Llama's embedding model while Figure 3b uses Bart's embedding model. In these charts "Text Similarity" is the similarity between a prompt and a sanitized version of this prompt, averaged for all prompt at each ε value. "% of unchanged tokens" represents the percentage of tokens per prompt that have not been modified, also averaged. Finally, the performance of each language model is represented as the similarity between the unaltered prompt and a summary generated by the model from a sanitized version of the prompt, also averaged.

In Figure 3a, from $\varepsilon = 1$ to 250 all models have equally poor performance when generating summaries from highly sanitized prompts, as reflected in the summarization similarities ranging from 0.04 (Llama3.2-1B) to 0.12 (Llama3). In this interval the noise

[13]https://www.sbert.net/docs/sentence_transformer/pretrained_models.html
[14]https://huggingface.co/Alibaba-NLP/gte-large-en-v1.5
[15]https://huggingface.co/nomic-ai/modernbert-embed-base

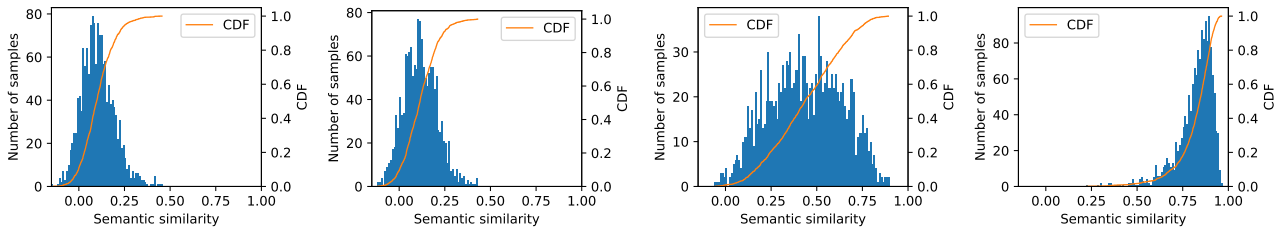

(a) $\varepsilon = 1$ **(b)** $\varepsilon = 200$ **(c)** $\varepsilon = 500$ **(d)** $\varepsilon = 1000$

Figure 2: Summarization performance as the similarity between the unaltered prompt and a summary generated by Llama-3 from a sanitized version of the prompt (Llama's embedding model)

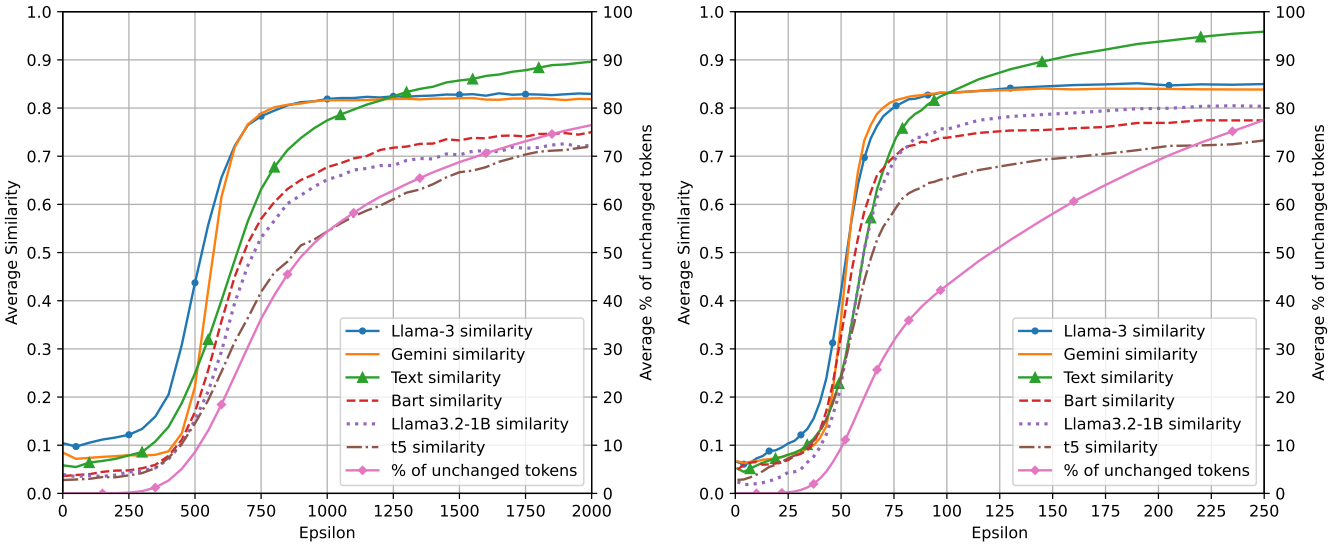

(a) Llama's embedding model **(b) Bart's embedding model**

Figure 3: Language models' summarization performance on sanitized prompts, compared with the percentage of tokens changed and the similarity between the unaltered prompt and a sanitized version of said prompt.

is too high to get any utility: 99.9% of tokens are modified and the sanitized prompts are extremely dissimilar with their original version (similarity=0.06). Next, from $\varepsilon = 300$ to 1250, the texts' similarity increases to 0.82, which greatly assists the language models in summarization. Llama-3 and Gemini display the best performance progression, reaching a similarity above 0.7 at $\varepsilon = 650$ while Bart, Llama3.2-1B and t5 attain this value at $\varepsilon = 1150$, $\varepsilon = 1450$ and $\varepsilon = 1750$ respectively. Beyond $\varepsilon = 1000$ the performance of the two LLMs plateau.

In Figure 3b, while the range of ε values is different because of the embedding model, similar trends are represented: Highly sanitized prompts (i.e. $\varepsilon =$) produce mediocre performance across all models, then LLMs have the strongest performance increase until stabilizing at $\varepsilon = 75$.

Finally, we note that language models are generally better at summarizing when Bart's embedding model is involved in the sanitization instead of Llama's. For example, when 20% of the tokens are unchanged by the sanitization, the average similarity for all models is 0.59 for Bart's embedding model and 0.51 for Llama's. While the difference in dimensionality and number of tokens may have an impact, we leave experiments with other embedding models to study this trend for future works.

While the LLM clearly remains better at summarizing sanitized prompts, the performance trends between all models have similar characteristics. This provides us with a solid basis for our ultimate objective: predicting the performance of an LLM based on the performance of an SLM. In the next section, we experiment with regressing the expected LLM utility for a given sanitized prompt from SLM behavior.

4.4 Predicting LLM Utility through Regression

When considering the similar performance trends between our SLMs and LLMs when processing sanitized prompts, we devise the following experiment to address our problem statement. We consider the following set of features derived from our utility assessor architecture:

Emb. Mod.	LLM	SLM	Corrected	Features	R^2	RMSE	Wasted $	Wasted ε	Failed Prediction
Llama	Llama 3-8B	*None*	No	A	0.85	0.13	19%	17%	36%
		T5	No	ABCD	0.89	0.11	16%	14%	30%
		Bart	No	ABCD	0.89	0.11	14%	14%	28%
		Llama 3.2-1B	No	ABCD	0.89	0.11	15%	14%	28%
		Llama 3.2-1B	Yes	ABCD	0.89	0.08	7%	8%	16%
	Gemini	*None*	No	A	0.87	0.13	15%	16%	30%
		T5	No	ABCD	0.91	0.11	11%	12%	23%
		Bart	No	ABCD	0.91	0.10	11%	11%	22%
		Llama 3.2-1B	No	ABCD	0.91	0.11	10%	10%	20%
		Llama 3.2-1B	Yes	ABCD	0.89	0.08	6%	8%	14%
Bart	Llama 3-8B	*None*	No	A	0.88	0.12	17%	15%	33%
		T5	No	ABCD	0.90	0.11	14%	13%	27%
		Bart	No	ABCD	0.91	0.10	14%	12%	26%
		Llama 3.2-1B	No	ABCD	0.91	0.10	13%	12%	25%
		Llama 3.2-1B	Yes	ABCD	0.91	0.10	11%	11%	22%
	Gemini	*None*	No	A	0.90	0.11	14%	13%	27%
		T5	No	ABCD	0.93	0.10	10%	9%	20%
		Bart	No	ABCD	0.93	0.09	9%	9%	18%
		Llama 3.2-1B	No	ABCD	0.93	0.09	9%	8%	18%
		Llama 3.2-1B	Yes	ABCD	0.92	0.10	10%	11%	21%

Table 2: Regression Performances. Rows with feature A only represent the baseline i.e., a regression without our architecture. "Wasted $" denotes the percentage of texts where the prediction is overly optimistic ($> +0.1$ similarity) and resources are wasted. "Wasted ε" designates the percentage of prompts where the prediction is overly pessimistic (< -0.1 similarity) and more privacy could have been achieved. "Failed Prediction" is the sum of the two previous columns.

A) A prescribed value of ε,
B) The semantic similarity between the unaltered prompt and the sanitized prompt,
C) The semantic similarity between the unaltered prompt and a summary generated from said prompt by an SLM,
D) The semantic similarity between the unaltered prompt and a summary generated from a sanitized version of the prompt by an SLM,
E) (Target feature) The semantic similarity between the unaltered prompt and a summary generated from a sanitized version of the prompt by an LLM.

Given features A to D, we perform a regression to predict feature E. We present the results in Table 2 where each row involves its own combination of embedding model for the sanitization, LLM (impacts feature E) and SLM (impacts features C and D). As our baseline, we consider a regression solely based on feature A i.e., leveraging the information available without our utility assessor architecture.

This regression is performed on 1500 random samples of our dataset. Each prompt is sanitized with ε varying from 1 to 1000 with a step of 50 for Llama's embedding model, and from 1 to 100 with a step of 3 for Bart's embedding model. We focus on this particular ranges of epsilons because, as seen in Figure 3, ε does impact LLMs' performance in this range while it does not impact it significantly for higher values. In our context, we believe there is no reason for a user to opt for higher epsilon values (i.e., lesser privacy) if there is no gain in performance.

We used a Histogram-based Gradient Boosting Regression Tree[16] with a Train/Test split of 80%/20%. Other regressors were tested such as Decision Tree or Support Vector. For the sake of brevity we selected the best-performing one.

The Llama 3.2-1B SLM has two variants. In its first variant, it performs the summarization on the output of the sanitization procedure, exactly as the other SLMs do. In the second variant (Corrected = Yes), we benefit from the fact that this SLM is general-purpose and we first leverage it to correct the prompts for coherence and grammar (See our code release[3] for the exact correction prompt). Then, the summarization from both the SLM and the LLM is performed on the corrected prompts.

The performance of the regressor is measured in terms of average precision with the coefficient of determination (R^2) and the Root Mean Square Error (RMSE). Furthermore, we include measures specific to our context: "Wasted $" denotes the percentage of prompts where resources are wasted because the prediction was too optimistic. This is counted with the number of prompts where the regressor predicted a similarity of more than 0.1 higher than the target value. Conversely, "Wasted ε" designates the percentage of prompts where the prediction was too pessimistic, predicting a similarity of lesser than 0.1 lower than the target. In this case, the user could have achieved better privacy by employing a stronger sanitization (i.e., lower ε). Finally, "Failed Prediction" is the sum of the two previous columns.

[16]https://scikit-learn.org/stable/modules/generated/sklearn.ensemble.HistGradientBoostingRegressor.html

The general trend shows the benefit of our architecture where it always improves the regression performance over the baseline regardless of the SLM. The more parameters an SLM has, the better the prediction with Llama3.2-1B as our top contestant. The best improvement reduces failed predictions by 20% compared to the baseline, 12% of which were wasting computing and monetary resources (See the row with Llama's embedding model, Llama3-8B LLM and Llama3.2-1B SLM on corrected prompts). On average, using Llama3.2-1B on corrected prompts reduces failed prediction by and 11.75% and saves 7.75% of wasted resources. Even with an extremely small model like T5 (60M parameters), failed prediction are reduced by 6.5% on average while Bart (400M parameters) reduces them by 8%.

5 Experiment Replication

In this section, we replicate experiments from Feyisetan et al. [15] on which our text sanitization mechanism is based (Algorithm 1, lines *1* to *5* included). Our initial implementation of the mechanism did not produce the same results as shown Feyisetan et al. [15] which lead us to the investigation presented in this section. We show that an implementation decision in Feyisetan et al. [15] has a massive impact on the output of the mechanism —and thus on the privacy guarantee— while not being explicitly mentioned in their paper. Subsequent to our study, Asghar et al. [2] formally analyzed the behavior of the mechanism and proposed a fix that we used in Algorithm 1 line *6* and *7*. For precision, in this section the mechanism ends at line *5* of Algorithm 1 and considers e as the replacement token.

We replicate two experiments presented in Feyisetan et al [15] as faithfully as possible. Note that while the original paper does not contain a reference to a codebase, a repository[17] by the same institution claims to use the same algorithm and cites the paper itself. We do not assume this code to be the exact same used in Feyisetan et al. [15], but we examined the repository to decrease the likelihood of an implementation error on our side for the $d_{\mathcal{X}}$-privacy mechanism. The experiments leverage the word embedding model GloVe [27][18]. Please note that because the embedding model is different, the ε values used in this section are not directly comparable with the ones in Section 4.

A notable difference we observe in this codebase is the employment of a nearest neighbor search (line 5 of Algorithm 1) using an Approximate Nearest Neighbor (ANN) library[19]. This is in contrast with our implementation and [15, Algorithm 1] which computes the exact nearest neighbor (ENN). We tested both variations in our experiment replication detailed below. We also release our code[3] reproducing these experiments to improve reproducibility.

5.1 Experiment 1 - Word Examples

In one of the experiments, the authors use $d_{\mathcal{X}}$-privacy to sanitize one word from GloVe 1,000 times with different values of ε. They provide output examples when the words *encryption*, *hockey* and *spacecraft* are chosen. We reproduce this experiment and present our findings in Table 3 which contains the top four output words and their frequencies produced when sanitizing with different values of ε [20] for the two nearest neighbor methods.

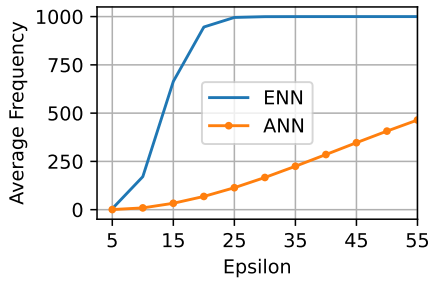

Figure 4: Average empirical frequency of the initial word being output by the mechanism (out of 1000).

First, we observe that with ANN we obtain results similar to [15, Table 1] where words such as *encrypted* and *cryptographic* are produced from *encryption*. Still, we note that the initial word is the most frequent output for all three words and ε values tested. Moreover, when using ENN we obtain completely different results where the initial word is returned more than 98% of the time, even for the lowest ε value considered, although *spacecraft* was returned 38% of the time by ANN.

5.2 Experiment 2 - Entire Vocabulary

Extending from this three-words example, in another experiment the authors consider the 319,774 common words between the two embedding models GloVe and FastText [4]. Each word is sanitized 1,000 times and [15, Figure 3(b)] plots the average for all words of the empirical frequency of the initial word being returned, depending on ε. We reproduced this experiment in Figure 4 for both nearest neighbor variations. With ANN our results are similar to those in Feyisetan et al. [15] where for ε values of 25, 35 and 50 we obtain an average frequency of ≈ 110, ≈ 220 and ≈ 400 respectively. With ENN however, the trend is totally different with the initial word being returned more than 99% of the time on average for $\varepsilon >= 25$.

We believe this to be an important result since the $d_{\mathcal{X}}$-privacy mechanism for text described in [15, 28] is not defined as relying on an approximation of the nearest neighbor and tends to indicate the use an exact neighbor as described in Algorithm 1. The authors of [15] might have chosen ANN in their implementation for the sake of performances. However, in our experiments this choice is shown to heavily impact the output of $d_{\mathcal{X}}$-privacy while not being formally acknowledged in the defining paper [15]. Ideally, a reference implementation will facilitate widespread correct usage. For a formal study of the behavior of the nearest neighbor search in the mechanism and the predominance of the initial word in the ouput, we refer the reader to Asghar et al. [2].

[17] https://github.com/awslabs/sagemaker-privacy-for-nlp
[18] While several versions of GloVe have been released, Feyisetan et al. [15] mention that it contains 300d and 400,000 words which corresponds to glove.6B.300d.pkl.
[19] https://pypi.org/project/annoy/

[20] [15, Table 1] does not display ε values but Average N_w values, where N_w is the empirical frequency of the same word being returned by the mechanism. N_w values are averaged for all the words in the embedding model. We infer the corresponding ε values used by the authors based on [15, Figure 3(b)] which plots Average N_w values depending on ε.

ε	'encryption'		'hockey'		'spacecraft'	
	ANN	**ENN**	**ANN**	**ENN**	**ANN**	**ENN**
19	(315) encryption (39) encrypted (26) cryptographic (21) authentication	(995) encryption (1) slosberg (1) snubbing (1) regularity	(593) hockey (35) nhl (13) soccer (9) collegiate	(996) hockey (1) cellspacing (1) canada (1) team	(385) spacecraft (54) spaceship (25) orbit (21) manned	(985) spacecraft (2) nasa (2) orbit (2) satellites
25	(550) encryption (63) encrypted (26) cryptographic (20) cryptography	(1000) encryption	(797) hockey (33) nhl (9) soccer (9) coached	(999) hockey (1) played	(590) spacecraft (71) spaceship (19) satellites (17) orbit	(999) spacecraft (1) spaceship
35	(822) encryption (65) encrypted (13) cryptography (9) cryptographic	(1000) encryption	(943) hockey (11) nhl (8) soccer (5) lacrosse	(1000) hockey	(788) spacecraft (79) spaceship (17) orbiter (15) orbit	(1000) spacecraft
43	(910) encryption (36) encrypted (17) cryptographic (5) cryptography	(1000) encryption	(989) hockey (5) nhl (1) coyotes (1) soccer	(1000) hockey	(876) spacecraft (56) spaceship (8) orbiter (8) satellites	(1000) spacecraft

Table 3: Frequency of the most common output words generated by 1000 sanitizations of *encryption, hockey* and *spacecraft* from the GloVe embedding model using Approximate Nearest Neighbor (ANN) and Exact Nearest Neighbor (ENN) methods.

6 Related Works

In this section, we first present related works on text sanitization methods other than the ones based on DP which were described in Section 2. Then, we give an overview of works related to the privacy of LLM prompts.

6.1 Text Sanitization

Extensive labor is required for humans to manually redact textual documents [16]. As a consequence automatic methods from the Natural Language Processing (NLP) domain have been proposed, resulting in solutions that either sanitize specific sensitive components of the text detected beforehand, or the entire text.

6.1.1 PII Detection. With the advent of Machine Learning for NLP, popular frameworks/libraries such as spaCy[21] or Presidio[22] have emerged with functionality to perform Named Entity Recognition (NER) for the detection of Personally Identifiable Information (PII) in textual data [7, 8]. For example, entities can be related to persons (names, DOB, address etc.), locations or organizations. [17] proposes an alternative to NER by training a word embedding model on sensitive documents to capture the relation between words and entities that we want to protect. In addition to NER, [26] exploits "gazetteers" which are collections of terms under specific groupings (e.g. job titles, educational background, part of their physical appearance etc.), created from knowledge graphs such as WikiData[23], which they argue are not captured by NER but are nonetheless quasi-identifying.

After PII has been detected, different solutions have been proposed to sanitize PII, either through simple methods of complete removal[26] or placeholders [7]. For more advanced methods, the PII can be sanitized via Differential Privacy (See Section 2), Generalization or Rewriting of the PII (See below).

6.1.2 Sanitization via Generalization. Generalization sanitizes certain types of PII by using a more general and less discriminating term [17, 25]. PII in a text are searched against a knowledge base such as WikiData[23], and generalization exploits metadata of the base in order to sanitize the PII. For example, the name of a city is replaced by "a city of X" where X is a name of a country, or a specific company name is replaced by "a telecommunication company". The privacy trade-off is configured by generalizing to a lower or higher degree when possible. This solution is limited in that it applies to quasi-identifiers but not to direct identifiers. Also, this approach is heavily dependent on the exhaustiveness of the knowledge base, as such, blind spots may arise for specific, field-related terms not common in public knowledge.

6.1.3 Private Rewriting. Language models can also be leveraged to automatically rewrite a text with added privacy properties. [31] relies on variational autoencoders, a specific type of autoencoder where the output of the encoder is a probability distribution over the embedding space instead of a particular point. In a nutshell, an entire text is given to the encoder which produces several embedding vectors for the entire text, associated with a probability distribution. One embedding vector is then sampled from this distribution and provided to the decoder to reconstruct the input in place of the original. [31] modifies the encoder to produce a specific probability distribution providing differentially-private properties. [18] on the other hand take a standard encoder-decoder model (BART[20]) but add noise to the encoder's output, before it is passed to the decoder to generate sanitized text. Both of these contributions apply a predetermined amount of differentially-private noise without regard for utility implications, and would benefit from a means to assess the utility of a given rewritten text, a tool in which we study in this paper.

[21] https://spacy.io/
[22] https://microsoft.github.io/presidio/
[23] https://www.wikidata.org/

6.2 Privacy for LLM Prompts

As the sanitization of prompts induces a direct impact on utility, one cannot have both high utility and high privacy on any given prompt [35]. In this section we mention related works for prompts privacy and how they navigate the privacy-utility trade-off.

6.2.1 Hide & Seek. [7] propose a system to anonymize PII in prompts sent to an LLM and consequently de-anonymize the results. The authors propose two anonymization schemes: generative and label-based. The generative scheme features a training phase where a corpus of prompts is anonymized by an online LLM requested to replace particular private entities with "random words" [7]. Then, a smaller language model is tasked to anonymize in the same manner by providing it both the unaltered prompts and the corresponding LLM anonymized prompt. The label-based scheme uses pre-trained NER models to detect PII and replace it with placeholders dependent on the PII's category, e.g. <DATE> for a date. By replacing entities with random words or placeholders, both schemes do not preserve semantics of the PII. Also for the generative scheme it is unclear to what extent the smaller language model will be able to anonymize entities not seen during training. The label-based scheme is dependent on the NER models to correctly detect entities for sanitization. Finally, we are not aware of a means to navigate the privacy-utility trade-off similar to the ε value in DP. In our work, we use a text sanitization mechanism where the semantic is preserved through related tokens and the privacy-utility trade-off is easily controllable through our utility assessor architecture.

6.2.2 ProSan. The authors of [29] propose a solution to sanitize the prompts of LLMs. Each word of a prompt is assigned an importance score and a privacy risk. By using a second LLM (separate to the untrusted LLM that is to be queried), the importance score is computed through the gradient of the loss function to measure how much the output will be changed if the given word is modified. The privacy risk also leverages an LLM, by quantifying how improbable a given word was according to the language modeling head. The words to be sanitized are the first γ least important words, γ being adjusted depending on the overall privacy leakage risk of the prompt (quantified by its entropy). Replacement words are chosen from a list generated by a Mask Language Model. This framework modifies the words that have a low importance score and high privacy sensitivity. However, we argue that by specifically targeting low importance words the semantic of the prompt is indeed preserved, but the arguably more significant case of words having both a high importance score and a high privacy sensitivity is not considered. In our work, all words of a text are sanitized independently and thus the privacy guarantees of the sanitization do not depend on the correct detection of sensitive terms.

6.2.3 InferDPT. [30] is similar to our work where prompts are sanitized using a differentially-private mechanism parameterized by ε. A Small Language model is locally hosted and the user wants to query an online and untrusted LLM to perform a text continuation task on a sensitive document. The LLM performs the task on a sanitized version of the document and the SLM leverages both the unaltered document and the output of the LLM to produce the final result. First, their system always queries the LLM even when the document has lost all utility due to strong sanitization, a practice we argue is wasting monetary and computing resources which we specifically try to avoid in this paper. Moreover, some of the experiments results are incoherent where their system is measured as having better performance than GPT4 alone on the unaltered document and since the codebase is not public, we cannot reproduce their results.

6.2.4 With LLM's Help. Other research works benefit from the collaboration of the online LLM itself to perform private inference. For example, [21] explores a context where the Embedding layer of a language model is available at user-side, thus allowing the addition of DP noise to embeddings without mapping them back to words. In [28] the authors show that pre-training a language model with sanitized data assists the model achieve better performances during inference. In this paper we focus on contexts where the LLM to be queried is untrusted and black-box, and sanitization have to be performed in a text to text manner to maintain compatibility with the pipeline of current, general-purpose online LLMs.

7 Conclusion

To conclude, this paper studies the utility impact of text sanitization when applied on Large Language Model (LLM) prompts. Our goal is to conserve resources —both monetary for users and computational for the LLM provider— by predicting when sanitized prompts have lost their effectiveness for generating meaningful LLM responses. This is particularly relevant in a professional context where a company benefits from employees using LLMs to increase productivity, but at the same time wants to avoid leakage of trade secrets and company data in the prompts. To do so they will resort to automatic sanitization methods.

We focus on a Differential Privacy (DP) framework applied on text called $d_{\mathcal{X}}$-privacy. We show that selecting the right sanitization degree for this mechanism is hard for end-user as it involves ε values atypical in DP and cannot be set once and for all as it affects each prompt differently. We propose a utility assessor architecture including a locally trusted small language model (SLM) to inform users about the utility/privacy trade-off before engaging with the LLM.

We explore the potential of this architecture by conducting a summarization task with a publicly available dataset, two LLMs, and three SLMs of different capabilities. Our experiments are clear on the heavy and unintuitive impact sanitization can have on the utility of prompts: In one of our setting, both $\varepsilon = 1$ and $\varepsilon = 200$ lead to the same extremely poor results. In another setting, two prompts sanitized with the same ε value can give very low or very high utility. Nonetheless, we show that the performance trends between SLMs and LLMs are similar. By leveraging numerical features available via our utility assessor, we train a regression model and confirm the benefit of our architecture where up to 12% of the prompts previously wasting resources are now saved. In a company setting this is 12% of all API calls saved, while precious computing resources are saved on the LLM's provider side.

While our experiments are limited to a summarization task, we believe this task to be crucial in the work context that we consider: summarizing long reports or professional document is a desired capability for productivity, but they are the same document which the company wants to protect. Also, our work is targeted on a specific

sanitization technique, namely d_χ-privacy for text via the Multi-dimensional Laplace Mechanism, chosen because it relies on the well-established Differential Privacy (DP) framework. We leave the study of other language modeling tasks on the output of additional sanitization techniques for future works. We aim to encourage the community to explore in greater depth the relationship between privacy preservation, utility and resource inefficiency.

Finally, additional experiments shed light on an issue in a popular work about text sanitization based on d_χ-privacy [15]. We reveal that a potential performance-driven implementation decision has a strong impact on the results shown in [15]. However, no such decision is disclosed in the paper to the best of our knowledge, and our implementation strictly following their definition has a severely degraded privacy protection in the same experiment settings. We encourage reproducibility and release the code of our experiments[3].

References

[1] Miguel E. Andrés, Nicolás E. Bordenabe, Konstantinos Chatzikokolakis, and Catuscia Palamidessi. 2013. Geo-Indistinguishability: Differential Privacy for Location-Based Systems. In *Proceedings of the 2013 ACM SIGSAC Conference on Computer & Communications Security (Ccs '13)*. New York, NY, USA, 901–914. https://doi.org/10.1145/2508859.2516735

[2] Hassan Jameel Asghar, Robin Carpentier, Benjamin Zi Hao Zhao, and Dali Kaafar. 2024. d_χ-Privacy for Text and the Curse of Dimensionality. arXiv:2411.13784 [cs.CR]

[3] Borja Balle, Gilles Barthe, Marco Gaboardi, Justin Hsu, and Tetsuya Sato. 2020. Hypothesis testing interpretations and renyi differential privacy. In *International Conference on Artificial Intelligence and Statistics*. PMLR, 2496–2506.

[4] Piotr Bojanowski, Edouard Grave, Armand Joulin, and Tomas Mikolov. 2017. Enriching Word Vectors with Subword Information. *Transactions of the Association for Computational Linguistics* 5 (June 2017), 135–146. https://doi.org/10.1162/tacl_a_00051

[5] Nicholas Carlini, Chang Liu, Úlfar Erlingsson, Jernej Kos, and Dawn Song. 2019. The Secret Sharer: Evaluating and Testing Unintended Memorization in Neural Networks. In *28th USENIX Security Symposium (USENIX Security 19)*. Santa Clara, CA, 267–284.

[6] Konstantinos Chatzikokolakis, Miguel E. Andrés, Nicolás Emilio Bordenabe, and Catuscia Palamidessi. 2013. Broadening the Scope of Differential Privacy Using Metrics. In *Privacy Enhancing Technologies*, Emiliano De Cristofaro and Matthew Wright (Eds.). Springer Berlin Heidelberg, Berlin, Heidelberg, 82–102. https://doi.org/10.1007/978-3-642-39077-7_5

[7] Yu Chen, Tingxin Li, Huiming Liu, and Yang Yu. 2023. Hide and Seek (HaS): A Lightweight Framework for Prompt Privacy Protection. arXiv:2309.03057 [cs.CR]

[8] Chun Jie Chong, Chenxi Hou, Zhihao Yao, and Seyed Mohammadjavad Seyed Talebi. 2024. Casper: Prompt Sanitization for Protecting User Privacy in Web-Based Large Language Models. arXiv:2408.07004 [cs.CR]

[9] Cyberhaven. 2023. *ChatGPT at Work*. Technical Report. https://web.archive.org/web/20240612123905/https://info.cyberhaven.com/hubfs/Webflow_Resources/EB_ChatGPTatworkreport_052423.pdf

[10] Cynthia Dwork and Aaron Roth. 2014. The Algorithmic Foundations of Differential Privacy. In *Foundations and Trends in Theoretical Computer Science*. Now Publishers. https://doi.org/10.1561/0400000042

[11] Jacob Devlin, Ming-Wei Chang, Kenton Lee, and Kristina Toutanova. 2019. BERT: Pre-training of deep bidirectional transformers for language understanding. arXiv:1810.04805 [cs.CL]

[12] Cynthia Dwork. 2008. Differential privacy: A survey of results. In *International conference on theory and applications of models of computation*. Springer, 1–19. https://doi.org/10.1007/978-3-540-79228-4_1

[13] Alexander Fabbri, Irene Li, Tianwei She, Suyi Li, and Dragomir Radev. 2019. Multi-News: A Large-Scale Multi-Document Summarization Dataset and Abstractive Hierarchical Model. In *Proceedings of the 57th Annual Meeting of the Association for Computational Linguistics*. Florence, Italy, 1074–1084. https://doi.org/10.18653/v1/P19-1102

[14] Natasha Fernandes, Mark Dras, and Annabelle McIver. 2019. Generalised Differential Privacy for Text Document Processing. In *Principles of Security and Trust*. 123–148. https://doi.org/10.1007/978-3-030-17138-4_6

[15] Oluwaseyi Feyisetan, Borja Balle, Thomas Drake, and Tom Diethe. 2020. Privacy- and Utility-Preserving Textual Analysis via Calibrated Multivariate Perturbations. In *Proceedings of the 13th International Conference on Web Search and Data Mining (WSDM '20)*. 178–186. https://doi.org/10.1145/3336191.3371856

[16] K Gordon. 2013. MRA Thought of the Day–Medical Record Redacting: A Burdensome and Problematic Method for Protecting Patient Privacy. *MRA Health Information Services* (2013).

[17] Fadi Hassan, David Sánchez, and Josep Domingo-Ferrer. 2023. Utility-Preserving Privacy Protection of Textual Documents via Word Embeddings. *IEEE Transactions on Knowledge and Data Engineering* 35, 1 (2023), 1058–1071. https://doi.org/10.1109/TKDE.2021.3076632

[18] Timour Igamberdiev and Ivan Habernal. 2023. DP-BART for Privatized Text Rewriting under Local Differential Privacy. In *Findings of the Association for Computational Linguistics: ACL 2023*. Toronto, Canada, 13914–13934. https://doi.org/10.18653/v1/2023.findings-acl.874

[19] Shiva Prasad Kasiviswanathan, Homin K. Lee, Kobbi Nissim, Sofya Raskhodnikova, and Adam Smith. 2011. What Can We Learn Privately? *SIAM J. Comput.* 40, 3 (2011), 793–826. https://doi.org/10.1137/090756090

[20] Mike Lewis, Yinhan Liu, Naman Goyal, Marjan Ghazvininejad, Abdelrahman Mohamed, Omer Levy, Ves Stoyanov, and Luke Zettlemoyer. 2019. BART: Denoising Sequence-to-Sequence Pre-Training for Natural Language Generation, Translation, and Comprehension. arXiv:1910.13461 [cs.CL]

[21] Peihua Mai, Ran Yan, Zhe Huang, Youjia Yang, and Yan Pang. 2023. Split-and-Denoise: Protect Large Language Model Inference with Local Differential Privacy. arXiv:2310.09130 [cs.AI]

[22] Justus Mattern, Benjamin Weggenmann, and Florian Kerschbaum. 2022. The Limits of Word Level Differential Privacy. In *Findings of the Association for Computational Linguistics: NAACL 2022*. Seattle, United States, 867–881. https://doi.org/10.18653/v1/2022.findings-naacl.65

[23] Tomás Mikolov, Kai Chen, Greg Corrado, and Jeffrey Dean. 2013. Efficient Estimation of Word Representations in Vector Space. In *1st International Conference on Learning Representations, ICLR*. arXiv:1301.3224 [cs.LG]

[24] Priyanka Nanayakkara, Mary Anne Smart, Rachel Cummings, Gabriel Kaptchuk, and Elissa M. Redmiles. 2023. What Are the Chances? Explaining the Epsilon Parameter in Differential Privacy. In *32nd USENIX Security Symposium (USENIX Security 23)*. Anaheim, CA, 1613–1630. https://www.usenix.org/conference/usenixsecurity23/presentation/nanayakkara

[25] Annika Willoch Olstad. 2023. *Generation and Selection of Replacement Choices for Text Sanitization*. Master's thesis. University of Oslo. https://www.duo.uio.no/handle/10852/103852

[26] Anthi Papadopoulou, Pierre Lison, Mark Anderson, Lilja Øvrelid, and Ildikó Pilán. 2023. Neural Text Sanitization with Privacy Risk Indicators: An Empirical Analysis. arXiv:2310.14312 [cs.CL]

[27] Jeffrey Pennington, Richard Socher, and Christopher Manning. 2014. GloVe: Global Vectors for Word Representation. In *Proceedings of the 2014 Conference on Empirical Methods in Natural Language Processing (EMNLP)*. Doha, Qatar, 1532–1543. https://doi.org/10.3115/v1/D14-1162

[28] Chen Qu, Weize Kong, Liu Yang, Mingyang Zhang, Michael Bendersky, and Marc Najork. 2021. Natural Language Understanding with Privacy-Preserving BERT. In *Proceedings of the 30th ACM International Conference on Information & Knowledge Management (CIKM '21)*. New York, NY, USA, 1488–1497. https://doi.org/10.1145/3459637.3482281

[29] Zhili Shen, Zihang Xi, Ying He, Wei Tong, Jingyu Hua, and Sheng Zhong. 2024. The Fire Thief Is Also the Keeper: Balancing Usability and Privacy in Prompts. arXiv:2406.14318 [cs.CR]

[30] Meng Tong, Kejiang Chen, Jie Zhang, Yuang Qi, Weiming Zhang, Nenghai Yu, Tianwei Zhang, and Zhikun Zhang. 2024. InferDPT: Privacy-preserving Inference for Black-Box Large Language Model. arXiv:2310.12214 [cs.CR]

[31] Benjamin Weggenmann, Valentin Rublack, Michael Andrejczuk, Justus Mattern, and Florian Kerschbaum. 2022. DP-VAE: Human-readable Text Anonymization for Online Reviews with Differentially Private Variational Autoencoders. In *Proceedings of the ACM Web Conference 2022 (WWW '22)*. New York, NY, USA, 721–731. https://doi.org/10.1145/3485447.3512232

[32] Jason Wei, Yi Tay, Rishi Bommasani, Colin Raffel, Barret Zoph, Sebastian Borgeaud, Dani Yogatama, Maarten Bosma, Denny Zhou, Donald Metzler, Ed H. Chi, Tatsunori Hashimoto, Oriol Vinyals, Percy Liang, Jeff Dean, and William Fedus. 2022. Emergent Abilities of Large Language Models. *Transactions on Machine Learning Research* (2022). https://openreview.net/forum?id=yzkSU5zdwD

[33] Nan Xu, Oluwaseyi Feyisetan, Abhinav Aggarwal, Zekun Xu, and Nathanael Teissier. 2021. Density-Aware Differentially Private Textual Perturbations Using Truncated Gumbel Noise. *The International FLAIRS Conference Proceedings* 34 (April 2021). https://doi.org/10.32473/flairs.v34i1.128463

[34] Xiang Yue, Minxin Du, Tianhao Wang, Yaliang Li, Huan Sun, and Sherman S. M. Chow. 2021. Differential Privacy for Text Analytics via Natural Text Sanitization. In *Findings of the Association for Computational Linguistics: ACL-IJCNLP 2021*. Online, 3853–3866. https://doi.org/10.18653/v1/2021.findings-acl.337

[35] Xiaojin Zhang, Yahao Pang, Yan Kang, Wei Chen, Lixin Fan, Hai Jin, and Qiang Yang. 2025. No Free Lunch Theorem for Privacy-Preserving LLM Inference. *Artificial Intelligence* (2025), 104293. https://doi.org/10.1016/j.artint.2025.104293

[36] Ying Zhao and Jinjun Chen. 2022. A Survey on Differential Privacy for Unstructured Data Content. *Acm Computing Surveys* 54, 10s (Sept. 2022). https://doi.org/10.1145/3490237