arXiv:2410.08926v3 [cs.CV] 13 Jan 2025

ZERO-SHOT PUPIL SEGMENTATION WITH SAM 2: A CASE STUDY OF OVER 14 MILLION IMAGES

Virmarie Maquiling*
Human-Centered Technologies for Learning
Technical University of Munich
Munich Germany
virmarie.maquiling@tum.de

Sean Anthony Byrne*
Dipartimento di Elettronica, Informazione e Bioingegneria
Politecnico di Milano
Piazza Leonardo da Vinci
Milano Italy
seananthony.byrne@polimi.it

Diederick C. Niehorster
Lund University Humanities Lab & Dept. of Psychology
Lund University
Lund, Sweden diederick_c.niehorster@humlab.lu.se

Marco Carminati
Dipartimento di Elettronica, Informazione e Bioingegneria
Politecnico di Milano
Milano Italy
marco.carminati1@polimi.it

Enkelejda Kasneci
Human-Centered Technologies for Learning
Technical University of Munich
Munich Germany
enkelejda.kasneci@tum.de

January 14, 2025

ABSTRACT

We explore the transformative potential of SAM 2, a vision foundation model, in advancing gaze estimation and eye tracking technologies. By significantly reducing annotation time, lowering technical barriers through its ease of deployment, and enhancing segmentation accuracy, SAM 2 addresses critical challenges faced by researchers and practitioners. Utilizing its zero-shot segmentation capabilities with minimal user input—a single click per video—we tested SAM 2 on over 14 million eye images from diverse datasets, including virtual reality setups and the worlds largest unified dataset recorded using wearable eye trackers. Remarkably in pupil segmentation tasks, SAM 2 matches the performance of domain specific models trained solely on eye images, achieving competitive mean Intersection over Union (mIoU) scores of up to 93% without fine-tuning. Additionally, we provide our code and segmentation masks for these widely-used datasets to promote further research.

1 Introduction

The increasing integration of eye tracking into technologies like virtual reality (VR) devices and smart glasses Byrne et al. (2024) has amplified the demand for robust gaze estimation systems, where a key task is the accurate localization of the pupil within an image or video Kim et al. (2019); Maquiling et al. (2024). Traditional methods for pupil localization—including thresholding and center of mass calculations Nyström et al. (2023); Shortis et al. (1994); Peréz et al. (2003) and ellipse-fitting algorithms Santini et al. (2018a,b)—while effective in controlled environments, suffer catastrophic errors in the presence of noise such as occlusions or reflections, limiting their utility in real-world settings Kothari et al. (2022); Byrne et al. (2023). To overcome these limitations, deep learning-based approaches have emerged as powerful alternatives, addressing issues plaguing traditional methods like blinks or reflections Kim et al. (2019) and improving the robustness and accuracy of pupil detection under challenging conditions Fuhl et al. (2016a). However, deploying these models requires vast amounts of annotated data and technical expertise. Data annotation can be very

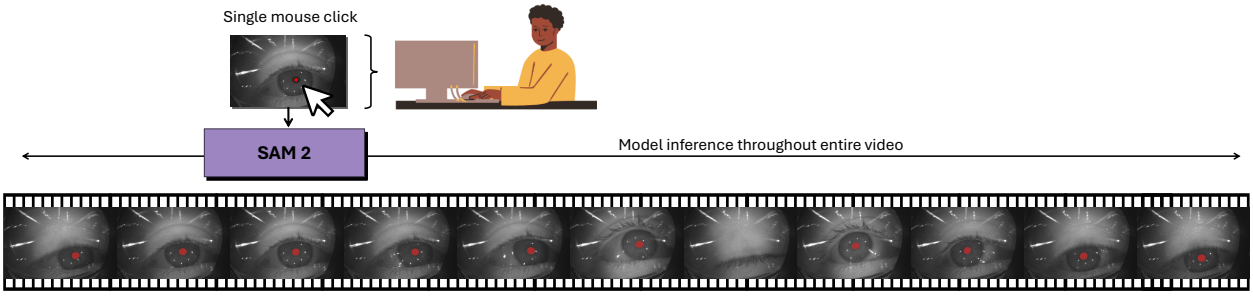

Figure 1: An illustration demonstrating the data annotation process with SAM 2: the user provides a single point prompt via a mouse click, and SAM 2 automatically handles the rest of the segmentation process. Optionally, the user can refine and add additional prompts in more difficult areas of the video to improve the model's output.

costly, requiring significant human labor depending on dataset size and complexity, and training gaze estimation models using supervised machine learning relies heavily on labeled data Sun et al. (2017); Sambasivan et al. (2021).

Foundation models represent a paradigm shift in artificial intelligence, transforming how people interact with, develop, and deploy deep learning models Bommasani et al. (2021). Characterized by vast numbers of trainable parameters and extensive training data, these models demonstrate impressive adaptability to downstream tasks and perform well on data distributions they have not encountered during training Bommasani et al. (2021); Kirillov et al. (2023). They have lowered barriers to entry for integrating AI into workflows, simplifying the use of AI-powered tools and handling complex tasks that once required specialized models and custom datasets Bommasani et al. (2021); Zhou et al. (2023). Building on these advancements, Maquiling et al. [2024] showcased the potential of zero-shot vision foundation models in annotating eye tracking data by evaluating the Segment Anything Model (SAM) Kirillov et al. (2023), a vision foundation model released by Meta AI, on the OpenEDS datasets Garbin et al. (2019); Palmero et al. (2020). However, SAM required at least one prompt per image, necessitating manual clicks on every image in the dataset—a time-consuming process. Its successor, SAM 2 Ravi et al. (2024), addresses this limitation by enabling a single prompt to propagate across an entire video, allowing the model to track and segment objects even with occlusions. This improvement drastically reduces the need for manual interaction, making the annotation process significantly more efficient.

This paper explores the potential of SAM 2 Ravi et al. (2024), in advancing gaze estimation research. Importantly, it addresses long-standing challenges in gaze estimation: the need for large annotated datasets, the labor-intensive process of feature annotation, the high barrier of expertise for developing custom models, and the difficulty of domain adaptation where models struggle to generalize across datasets Kim et al. (2019); Kothari et al. (2022); Byrne et al. (2023). This feature is particularly relevant in gaze estimation, where models often fail due to variations in differences across participant physiology, recording setups, and environmental lighting conditions Kim et al. (2019); Kothari et al. (2022); Byrne et al. (2023). To evaluate SAM 2, we deployed the model across diverse gaze estimation datasets, including VR environments and the world's largest unified public dataset of eye images captured with head-mounted devices Fuhl et al. (2021). To evaluate and demonstrate SAM 2's ease of use, we limited the annotation to just one click per video, regardless of its length. A frame where the pupil was clearly visible was selected, and a single point prompt was placed near the center of the pupil. For the OpenEDS2019 dataset Garbin et al. (2019), which consists of non-sequential eye images, we applied a single prompt to the entire dataset by taking the prompt from the first image in the training set and propagating it to the test and validation sets, covering a total of 152 different participants. We then assess SAM 2's segmentation performance using three key metrics: (1) the intersection-over-union (IoU) of the pupil masks to assess segmentation accuracy; (2) the ratio of frames where the pupil was not successfully tracked (when the pupil was visible) to the total number of frames (referred to as *Pupil Lost*); and (3) the ratio of frames where a blink is correctly detected (i.e., the predicted mask is empty) to the total number of frames where the ground truth pupil mask is empty (referred to as *Blink Detected*). Our annotation process employed SAM 2's smallest model, `SAM_hiera_tiny`, adapting the code released by SAM 2's authors Ravi et al. (2024) so that it could handle arbitrarily long videos without preprocessing or running into memory issues. This improved version of SAM 2 used for this paper is available from `https://github.com/dcnieho/segment-anything-2` while the resulting masks can be downloaded from `https://zenodo.org/records/13911636`.

2 Related Work

2.1 Foundation Models and the Segment Anything Models

Models such as OpenAI's GPT series Radford (2018); Radford et al. (2019); Brown (2020); Achiam et al. (2023) and Google's BERT Kenton and Toutanova (2019), have transformed artificial intelligence by enabling versatile, zero-shot performance across a wide range of downstream tasks Bommasani et al. (2021). With large parameter counts and trained on extensive data, these models can adapt effectively to new tasks without fine-tuning, making them broadly applicable beyond the field of Natural Language Processing (NLP) Bommasani et al. (2021); Zhou et al. (2023). This cross-domain adaptability has inspired similar advancements in other fields, with foundation models like TimeGPT Garza et al. (2023) in time series forecasting, as well as DinoBloom Koch et al. (2024), Nicheformer Schaar et al. (2024), and others in medical research.

Foundation models have also achieved significant advances in computer vision, particularly in object recognition and segmentation. Notably, the Segment Anything Model (SAM) Kirillov et al. (2023) represents a breakthrough in zero-shot image segmentation, enabling robust, general-purpose image segmentation across a wide range of visual inputs. SAM is trained on a massive diverse dataset (SA-1B), containing over one billion segmentation masks across 11 million images, making it capable of zero-shot segmentation across a wide range of image types. It operates by embedding both image and prompt inputs, such as points, bounding boxes, or text–and uses these embeddings to output segmentation masks. With its lightweight decoder and promptable structure, SAM can generate accurate masks with minimal input. Building on this, SAM 2 Ravi et al. (2024) extends SAM's capabilities into video by introducing a memory-augmented architecture, enabling it to track and segment objects over time with higher accuracy and fewer user interventions. Unlike traditional frame-by-frame segmentation, SAM 2's design allows users to provide a single prompt, such as a point or bounding box, to initiate segmentation across an entire video. Users can add additional prompts only where necessary, which the model incorporates as new input to further refine the segmentation in subsequent frames. Trained on the SA-V dataset–which includes over 35 million masks across 50,000 videos, SAM 2 excels at video object segmentation, reducing the need for prompts per frame and operating up to six times faster than SAM for static image tasks. This makes SAM 2 highly suitable for largescale applications. See Fig. 2 for a visualization of the architectural differences between SAM, SAM 2 and traditional specialist models.

Since it was first introduced, the Segment Anything models has been applied in various fields such as medicine Mazurowski et al. (2023); Huang et al. (2024); Zhang et al. (2024); Ma et al. (2024), remote sensing Wang et al. (2024); Ding et al. (2024); Shankar et al. (2023), content creation Yu et al. (2023); Psychogyios et al. (2023) and autonomous driving Yan et al. (2024); Zhao (2023). Further, several extensions and improvements of the SAM model have been proposed, such as introducing speed-up alternatives Zhao et al. (2023); Zhang et al. (2023a,b), extending it to 3D Cen et al. (2023); Shen et al. (2023); Yang et al. (2023b); Guo et al. (2024), object tracking in video Yang et al. (2023a); Cheng et al. (2023), finetuning to specific domains Ma et al. (2024) and so on. Since SAM 2 has been released only very recently, such adaptation have not yet appeared.

2.2 SAM for Pupil Segmentation in Video-Based Eye Tracking

In video-based eye tracking, segmentation of key eye regions such as the pupil, sclera, iris, and corneal reflections plays an important role in reliable gaze estimation. Central to many methods is the precise localization of the pupil center, which supports accurate gaze tracking Kim et al. (2019). Current state-of-the-art methods fall into two categories: traditional approaches that rely on established image processing techniques, which use algorithmic rules to detect and segment eye features, and deep learning-based approaches. However, both have their limitations: traditional methods are susceptible to noise inherent in real-world scenarios, while deep-learning approaches, often require large, annotated datasets for training.

To overcome these limitations, recent studies have explored the use of foundation models, which have the capacity to generalize across different datasets without the need for extensive retraining. Particularly, Maquiling et al. [2024] evaluated the efficacy of SAM on the OpenEDS datasets Garbin et al. (2019); Palmero et al. (2020) exploring different prompt strategies to segment three key eye features: the sclera, iris, and the pupil. While the iris and sclera showed less satisfactory results and required closer guidance using a combination of point prompts and a bounding box, they found that SAM could achieve competitive results for pupil segmentation with just the single point prompt indicating a random spot on the pupil, which compared well with specialist models trained on the same datasets. However, a prompt was needed for each image, making such a pipeline impractical when annotating large datasets such as the NVGaze Kim et al. (2019) datasets or the GIW dataset Kothari et al. (2020), suggesting a need for additional steps in the pipeline or potentially fine-tuning SAM for eye-tracking datasets Maquiling et al. (2024). Later, Deng et al. [2024] explored a fully unsupervised approach to eye-region segmentation by using eye priors and image gradients to identify the pupil,

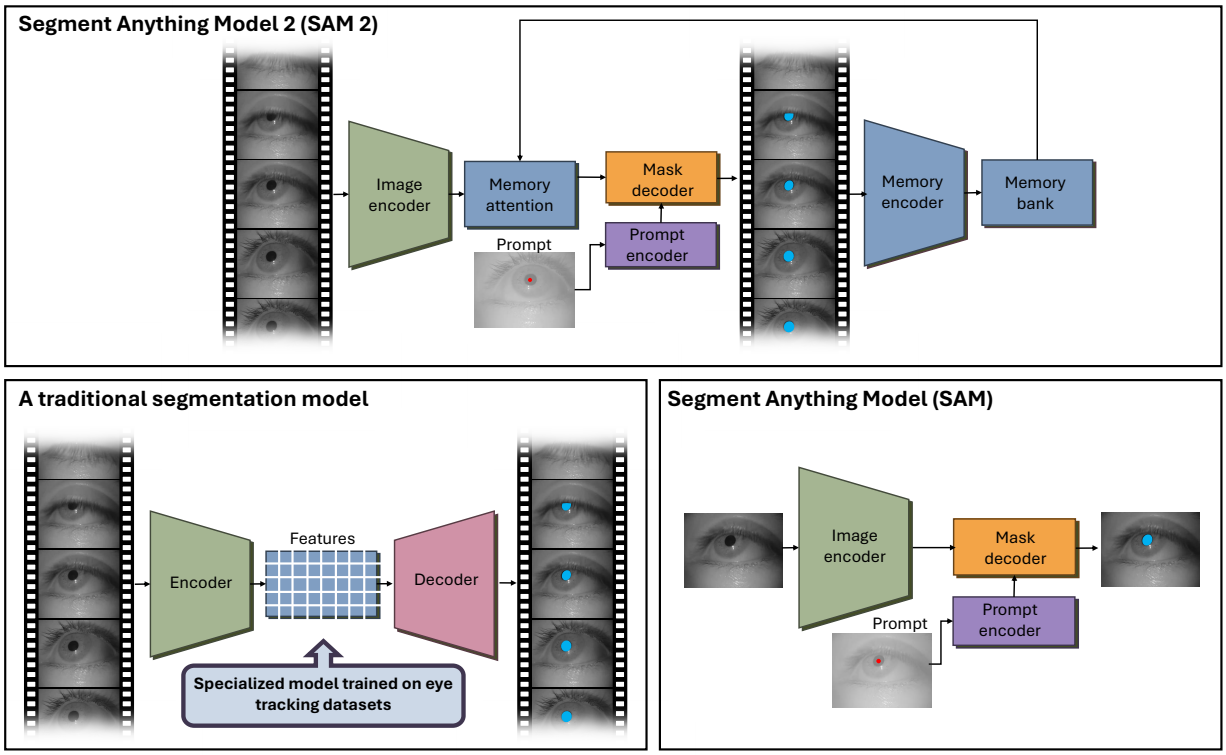

Figure 2: Comparison between Segment Anything Model 2 (top), a traditional segmentation model trained specifically on eye tracking datasets (left), and Segment Anything Model (right). The sample eye images are taken from the GW dataset Kothari et al. (2020).

iris, and sclera, with SAM assisting in refining boundaries. This method achieved near-supervised performance for pupil and iris segmentation, reaching approximately 90% of benchmark accuracy.

3 Methodology

We evaluated SAM 2's performance on a diverse set of eye tracking datasets to test its generalizability across various domains. These datasets include both VR-based and mobile eye tracking environments, representing controlled and real-world settings. Specifically, we selected four VR-based datasets (including one synthetic) and three mobile eye tracking datasets captured in natural, uncontrolled environments. Two of these datasets are from the OpenEDS challenges Garbin et al. (2019); Palmero et al. (2020), which focus on creating generalizable and robust semantic segmentations within VR settings. The synthetic NVGaze Kim et al. (2019) dataset includes its own pupil segmentations for gaze estimation. For the remaining datasets, ground truth segmentations were sourced from TEyeD Fuhl et al. (2021), the world's largest unified public dataset of eye images taken with head-mounted devices.

Below is a brief description of the datasets used:

1. **OpenEDS2019** Garbin et al. (2019): Contains 12,759 non-sequential images (400×640 pixels) acquired from 152 participants using a VR head-mounted display (HMD) with eye-facing cameras at 200 Hz under controlled lighting. Provides pixel-level annotations for the pupil, iris, and sclera.

2. **OpenEDS2020** Palmero et al. (2020): Features eye-image sequences from 80 participants using a VR HMD at 100 Hz. The Eye Segmentation Dataset includes 200 sequences sampled at 5 Hz totalling to 29,500 images, of which 5% are manually annotated (640×400 pixels).

3. **NVGaze** Kim et al. (2019): Comprises two datasets for near-eye gaze estimation under infrared illumination. The real-world dataset includes 264,279 images (640×480 pixels) from 14 participants in a VR setting; the synthetic dataset contains 2 million images (1280×960 pixels). We evaluated SAM 2 on both.

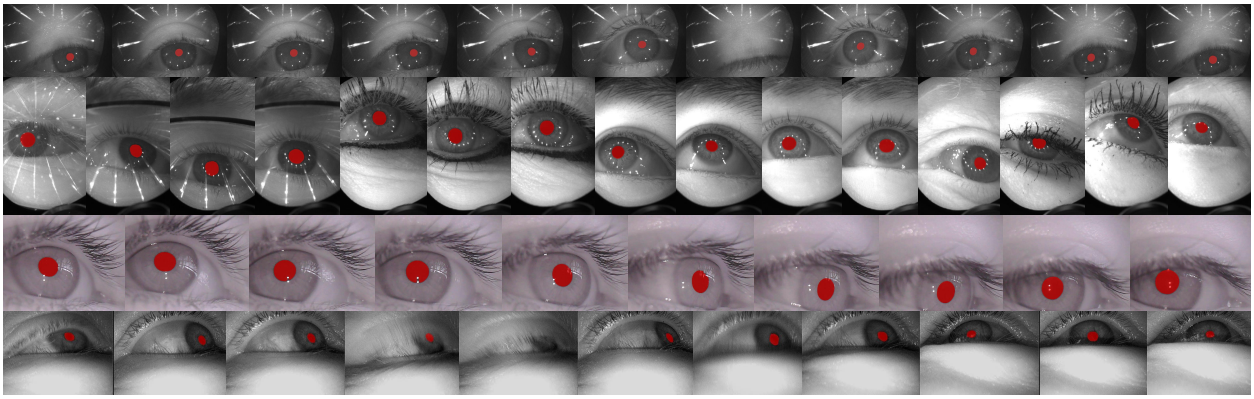

Figure 3: SAM 2 results on various VR-(first and second rows) and mobile eye tracking (third and last rows) datasets. Images are taken from the OpenEDS2019 Garbin et al. (2019), OpenEDS2020 Palmero et al. (2020), LPW Tonsen et al. (2016), and the Dikablis datasets Fuhl et al. (2021). SAM 2 handled occlusions remarkably well as observed in rows 1 and 4, and effectively segmented the pupil across a wide range of datasets, showing its robustness to different eye tracking conditions.

4. **Labelled Pupils in the Wild (LPW)** Tonsen et al. (2016): Consists of videos from 22 participants recorded in everyday environments using a head-mounted eye tracker at 120 Hz (640×480 pixels), covering diverse lighting conditions and natural gaze distributions.
5. **Gaze-in-Wild (GW)** Kothari et al. (2020): Provides naturalistic recordings from 19 participants performing everyday tasks with a mobile eye tracker at 120 Hz (640×480 pixels), including eye and head movements, infrared eye images, and scene imagery.
6. **Dikablis datasets**: A combination of datasets from ElSe Fuhl et al. (2016b), ExCuSe Fuhl et al. (2015), PNET Fuhl et al. (2016a), and a driving study Kasneci et al. (2014), compiled in TEyeD Fuhl et al. (2021). Recorded at 25 Hz (384×288 pixels), it features eye recordings from 30 participants.

4 Results

	OpenEDS	EllSeg-Gen	TEyeD	SAM 2		
	Mean IoU	**Mean IoU**	**Mean IoU**	**Mean IoU**	**Pupil Lost**	**Blink Detected**
OpenEDS2019	0.9528	0.956	–	0.8997	0.0075	0.9412
OpenEDS2020	0.9517	–	–	0.9233	0.0104	0.9375
NVGaze (Synthetic)	–	0.982	–	0.9259	0.0028	0.9602
NVGaze (Real)	–	–	0.65	0.9079	0.0876	0.9889
LPW	–	–	*	0.9023	0.0940	0.7127
GW	–	–	*	0.9212	0.0184	0.8513
Dikablis	–	–	*	0.8835	0.1846	0.9483

Table 1: Performance of SAM 2 on multiple datasets compared to leaderboard scores published in OpenEDS2019 and OpenEDS2020 challenge pages, and baseline result from TEyeD using leave-one-out cross validation for each eye tracker. The asterisk (*) indicates datasets where a single baseline value was reported for all four datasets. As TEyeD provided the ground truth segmentation for NVGaze (real), LPW, GW, and the Dikablis datasets, no baseline mean IoU could be extracted from the original papers. Similarly, no baseline IoU was reported for the NVGaze synthetic dataset, therefore, we extracted the mIoU score from Kothari et al. (2022) who evaluated their model on NVgaze. Their mIoU score for OpenEDS2019 has been included as well.

Table1 summarizes SAM 2's performance metrics—mean IoU, pupil lost rate, and blink detection rate—compared to the leaderboard scores[2,3] of OpenEDS and the baseline score of TEyeD. For instance, on the OpenEDS2019 dataset, SAM 2 achieved a mean IoU of 89.97%, slightly lower than specialist models trained on OpenEDS, which reached at most 95.6%, with a pupil lost rate of 0.75% and a blink detection rate of 94.12% Garbin et al. (2019). Similarly,

[2]https://eval.ai/web/challenges/challenge-page/353/leaderboard/1002
[3]https://eval.ai/web/challenges/challenge-page/603/leaderboard/1680

for OpenEDS2020, SAM 2 attained a mean IoU of 92.33%, compared to the specialist model's 95.17% Palmero et al. (2020).

On the NVGaze datasets Kim et al. (2019), SAM 2 performed well on synthetic data with a mean IoU of 92.59% and on real data with 90.79%, despite a higher pupil lost rate of 8.76% on the real data. In mobile datasets, SAM 2 achieved mean IoUs of 90.23% on LPW Tonsen et al. (2016) and 92.12% on GW Kothari et al. (2020), with higher pupil lost rates due to increased noise and visual obstructions, as evidenced by the Dikablis datasets' pupil lost rate of 18.46% Fuhl et al. (2016b, 2015, 2016a); Kasneci et al. (2014); Fuhl et al. (2021).

Overall, SAM 2 Ravi et al. (2024) performed well on both VR and mobile eye tracking datasets, with VR datasets showing higher performance likely due to more controlled environments. Although SAM 2 slightly underperformed on the nonsequential OpenEDS2019 dataset—composed of individual images rather than continuous video frames—it still demonstrated the ability to generalize across multiple datasets. Notably, SAM 2 outperformed TEyeD's top-performing model, which achieved a mean IoU of just 65% Fuhl et al. (2021), and delivered competitive results compared to Kothari et al. (2022), where a mean IoU of 98.2% was reported on NVGaze's synthetic dataset. It is important to highlight that their model was trained on several datasets, including NVGaze's training set, before being tested on the NVGaze test set. In contrast, SAM 2 achieved these results without any fine-tuning or sacrificing a subset of the datasets for training.

A major advantage of SAM 2 is its minimal human guidance requirement—just a single click per video to indicate that it should segment the pupil—compared to traditional manual annotation that would require thousands of clicks. For example, SAM 2 required only one click for the entire OpenEDS2019 dataset of 12,759 images. Similar reductions were observed across other datasets: 200 clicks for the 29,500 images of the OpenEDS2020 dataset, 66 clicks for LPW's 130,856 images, 54 clicks for NVGaze's 2,264,279 images, 423 clicks for the Dikablis datasets' more than 5.6 million images, and 148 clicks for GW's 6 million images. This significant reduction in human labor highlights SAM 2's efficiency in annotating large datasets with minimal input while achieving high performance in pupil tracking without model fine-tuning or specialized training. Moreover, SAM 2's inference process did not require powerful GPUs, making it feasible for use with low-end hardware. This level of accessibility was not possible before SAM 2 and demonstrates how vision foundation models can democratize large-scale data annotation in eye tracking research.

5 Discussion

The quality of the dataset significantly impacts SAM 2's performance. For instance, datasets with clear eye images, minimal noise and high resolution, such as OpenEDS and NVGaze, yielded higher IoU scores and lower pupil loss rates. However, SAM 2 encountered more difficulty in noisier datasets, like the Dikablis datasets, resulting in more pupil tracking failures.

In terms of human interaction, the effort required is mostly limited to monitoring the quality of the predicted masks and adding additional prompts only when necessary. While we limited our evaluation to a single point prompt per video, SAM 2 supports various other prompt types, such as multiple positive or negative point prompts (where the signs indicate areas that SAM 2 should and should not include in its segmentation) and bounding box prompts, offering flexibility for more complex and noisier datasets that require additional guidance. Below we highlight several practical lessons from conducting our study for researchers interested in implementing SAM 2 for eye tracking data segmentation tasks:

5.1 Practical Lessons Learned

1. **Significant Time Savings:** SAM 2 significantly reduced the time necessary to annotate entire datasets. The datasets in this study were annotated by two of the authors within a couple of days, demonstrating SAM 2's efficiency in annotating large volumes of data quickly. Importantly, these authors spent most of the time waiting for the model to finish producing its segmentation for the datasets, and only very little time setting up the model and checking its output.
2. **Reduced Technical Barrier to Entry:** SAM 2 not only saves time in obtaining segmentation masks but also greatly simplifies the process for non-experts. Instead of developing custom pupil segmentation models, users can run SAM 2 with just a few lines of code. This lowers the barrier to entry, enabling more people to develop gaze estimation pipelines.
3. **Minimal Human Interaction:** The annotation process required minimal human involvement beyond preparing the prompts and finding appropriate frames where the pupil is visible. SAM 2 handled the actual annotation, while the user only needs to perform quality checks and refine prompts when necessary.
4. **Dealing with Noisy Data** While SAM 2 performed well in most cases, a decrease in performance was observed in noisier datasets. To mitigate this, further refining of prompts (e.g. using a more appropriate prompt

strategy or adding prompts on more difficult frames) is necessary–although this still involves less human effort compared to traditional annotation processes.

5. **Low Hardware Requirements** SAM 2's low GPU requirements make it accessible for researchers with limited computational resources. We used both a high-end NVIDIA A100 (80GB VRAM) and a GeForce RTX 4090 (24 GB VRAM), achieving compute times of up to 40 frames per second (fps) for both. Impressively, SAM 2 also ran on more budget-friendly GPU's such as the RTX 4060 Ti (16 GB VRAM) delivering around 12 fps, and was even functional on laptop-class GPU's, albeit at significantly lower frame rates of just a few fps. However, it is worth noting that inference performance of the model appeared to be limited by CPU and not GPU performance in most of these cases.

6. **Strong Generalization** SAM 2 demonstrated robust performance across a diverse set of eye tracking datasets including VR, mobile, and even synthetic data, despite not being specifically trained on eye tracking data.

5.2 Open Challenges, Limitations & Future Work

While SAM 2 excelled in pupil segmentation, challenges remain with segmenting less distinct eye features like the iris and sclera. To explore this, we evaluated SAM 2's performance on the OpenEDS2020 dataset, where it achieved an mIoU of 76.53% for the iris and only 7.36% for the sclera with a single box prompt. Fine-tuning SAM 2 on specific eye features, especially under varying conditions like lighting, reflections, and noise, could improve performance by reducing its reliance on ideal conditions and simple prompts.

Additionally, alternative prompting strategies, such as using bounding boxes or multiple point prompts, may yield better results in challenging cases. A limitation of our study is that we did not explore different prompt strategies, opting for a single point prompt to highlight the simplicity of annotation with SAM 2. While a single prompt proved to be effective for pupil segmentation in many cases, other prompts may improve results in difficult cases or for less well defined features.

Another consideration is the possibility that SAM 2 may have encountered similar images during training as all the datasets we have used are open to the public. Future work should test SAM 2 on completely novel datasets to validate its generalization capabilities. Additionally, as eye tracking moves to consumer devices, a key challenge will be adapting SAM 2 for low-power hardware like smart glasses Zhang et al. (2023a), making it crucial to balance performance with reduced computational requirements for real-time applications in VR, AR devices.

5.3 Privacy and Ethics

The ease of use provided by SAM 2 significantly reduces the need for manual annotation in large datasets, which is generally a positive development for eye-tracking research. However, this increased efficiency also has the potential to scale up the collection and processing of personal data, particularly sensitive biometric information. As self-annotated eye-tracking datasets become more feasible with SAM 2, it is crucial that data sovereignty and informed consent protocols are rigorously upheld to ensure ethical compliance. Researchers must prioritize transparency and safeguard user data, especially when dealing with large-scale, potentially sensitive datasets.

6 Conclusion

In this study, we assessed the practical segmentation capabilities of the SAM 2 Vision Foundation model. Using SAM 2, we efficiently annotated over 14 million pupil images across multiple datasets with just a few click prompts per dataset, significantly streamlining traditional annotation workflows. Our findings show that foundation models like SAM 2 effectively address key challenges in eye tracking research: data annotation, domain adaptation, and reducing training data requirements. Notably, SAM 2 achieves robust performance without fine-tuning, offering a user-friendly and accurate solution compared to its predecessor, SAM. Its ability to annotate entire datasets with minimal human input makes it suitable practically for large-scale applications. Further, it could be used to standardize gaze estimation across datasets, ensuring fair comparisons. This standardization not only supports reproducibility but also facilitates cross-study evaluations in gaze estimation research.

This work highlights the potential for general-purpose models to benefit other HCI fields where extensive labeled data is needed. As these models advance, we anticipate continued progress in both eye tracking research and broader human-computer interaction applications.

References

Josh Achiam, Steven Adler, Sandhini Agarwal, Lama Ahmad, Ilge Akkaya, Florencia Leoni Aleman, Diogo Almeida, Janko Altenschmidt, Sam Altman, Shyamal Anadkat, et al. 2023. Gpt-4 technical report. *arXiv preprint arXiv:2303.08774* (2023).

Rishi Bommasani, Drew A Hudson, Ehsan Adeli, Russ Altman, Simran Arora, Sydney von Arx, Michael S Bernstein, Jeannette Bohg, Antoine Bosselut, Emma Brunskill, et al. 2021. On the opportunities and risks of foundation models. *arXiv preprint arXiv:2108.07258* (2021).

Tom B Brown. 2020. Language models are few-shot learners. *arXiv preprint arXiv:2005.14165* (2020).

Sean Anthony Byrne, Nora Castner, Efe Bozkir, Diederick C Niehorster, and Enkelejda Kasneci. 2024. From Lenses to Living Rooms: A Policy Brief on Eye Tracking in XR Before the Impending Boom. In *2024 IEEE International Conference on Artificial Intelligence and eXtended and Virtual Reality (AIxVR)*. IEEE, 90–96.

Sean Anthony Byrne, Virmarie Maquiling, Marcus Nyström, Enkelejda Kasneci, and Diederick C. Niehorster. 2023. LEyes: A Lightweight Framework for Deep Learning-Based Eye Tracking using Synthetic Eye Images. arXiv:2309.06129 [cs.CV] `https://arxiv.org/abs/2309.06129`

Jiazhong Cen, Zanwei Zhou, Jiemin Fang, Wei Shen, Lingxi Xie, Dongsheng Jiang, Xiaopeng Zhang, Qi Tian, et al. 2023. Segment anything in 3d with nerfs. *Advances in Neural Information Processing Systems* 36 (2023), 25971–25990.

Yangming Cheng, Liulei Li, Yuanyou Xu, Xiaodi Li, Zongxin Yang, Wenguan Wang, and Yi Yang. 2023. Segment and track anything. *arXiv preprint arXiv:2305.06558* (2023).

Jiangfan Deng, Zhuang Jia, Zhaoxue Wang, Xiang Long, and Daniel K Du. 2024. Towards Unsupervised Eye-Region Segmentation for Eye Tracking. *arXiv preprint arXiv:2410.06131* (2024).

Lei Ding, Kun Zhu, Daifeng Peng, Hao Tang, Kuiwu Yang, and Lorenzo Bruzzone. 2024. Adapting segment anything model for change detection in VHR remote sensing images. *IEEE Transactions on Geoscience and Remote Sensing* (2024).

Wolfgang Fuhl, Gjergji Kasneci, and Enkelejda Kasneci. 2021. Teyed: Over 20 million real-world eye images with pupil, eyelid, and iris 2d and 3d segmentations, 2d and 3d landmarks, 3d eyeball, gaze vector, and eye movement types. In *2021 IEEE International Symposium on Mixed and Augmented Reality (ISMAR)*. IEEE, 367–375.

Wolfgang Fuhl, Thomas Kübler, Katrin Sippel, Wolfgang Rosenstiel, and Enkelejda Kasneci. 2015. Excuse: Robust pupil detection in real-world scenarios. In *Computer Analysis of Images and Patterns: 16th International Conference, CAIP 2015, Valletta, Malta, September 2-4, 2015 Proceedings, Part I 16*. Springer, 39–51.

Wolfgang Fuhl, Thiago Santini, Gjergji Kasneci, and Enkelejda Kasneci. 2016a. Pupilnet: Convolutional neural networks for robust pupil detection. *arXiv preprint arXiv:1601.04902* (2016).

Wolfgang Fuhl, Thiago C Santini, Thomas Kübler, and Enkelejda Kasneci. 2016b. Else: Ellipse selection for robust pupil detection in real-world environments. In *Proceedings of the ninth biennial ACM symposium on eye tracking research & applications*. 123–130.

Stephan J Garbin, Yiru Shen, Immo Schuetz, Robert Cavin, Gregory Hughes, and Sachin S Talathi. 2019. Openeds: Open eye dataset. *arXiv preprint arXiv:1905.03702* (2019).

Azul Garza, Cristian Challu, and Max Mergenthaler-Canseco. 2023. TimeGPT-1. *arXiv preprint arXiv:2310.03589* (2023).

Ziyu Guo, Renrui Zhang, Xiangyang Zhu, Chengzhuo Tong, Peng Gao, Chunyuan Li, and Pheng-Ann Heng. 2024. Sam2point: Segment any 3d as videos in zero-shot and promptable manners. *arXiv preprint arXiv:2408.16768* (2024).

Yuhao Huang, Xin Yang, Lian Liu, Han Zhou, Ao Chang, Xinrui Zhou, Rusi Chen, Junxuan Yu, Jiongquan Chen, Chaoyu Chen, et al. 2024. Segment anything model for medical images? *Medical Image Analysis* 92 (2024), 103061.

Enkelejda Kasneci, Katrin Sippel, Kathrin Aehling, Martin Heister, Wolfgang Rosenstiel, Ulrich Schiefer, and Elena Papageorgiou. 2014. Driving with binocular visual field loss? A study on a supervised on-road parcours with simultaneous eye and head tracking. *PloS one* 9, 2 (2014), e87470.

Jacob Devlin Ming-Wei Chang Kenton and Lee Kristina Toutanova. 2019. Bert: Pre-training of deep bidirectional transformers for language understanding. In *Proceedings of naacL-HLT*, Vol. 1. Minneapolis, Minnesota, 2.

Joohwan Kim, Michael Stengel, Alexander Majercik, Shalini De Mello, David Dunn, Samuli Laine, Morgan McGuire, and David Luebke. 2019. Nvgaze: An anatomically-informed dataset for low-latency, near-eye gaze estimation. In *Proceedings of the 2019 CHI conference on human factors in computing systems*. 1–12.

Alexander Kirillov, Eric Mintun, Nikhila Ravi, Hanzi Mao, Chloe Rolland, Laura Gustafson, Tete Xiao, Spencer Whitehead, Alexander C Berg, Wan-Yen Lo, et al. 2023. Segment anything. In *Proceedings of the IEEE/CVF International Conference on Computer Vision*. 4015–4026.

Valentin Koch, Sophia J Wagner, Salome Kazeminia, Ece Sancar, Matthias Hehr, Julia A Schnabel, Tingying Peng, and Carsten Marr. 2024. DinoBloom: A Foundation Model for Generalizable Cell Embeddings in Hematology. In *International Conference on Medical Image Computing and Computer-Assisted Intervention*. Springer, 520–530.

Rakshit Kothari, Zhizhuo Yang, Christopher Kanan, Reynold Bailey, Jeff B Pelz, and Gabriel J Diaz. 2020. Gaze-in-wild: A dataset for studying eye and head coordination in everyday activities. *Scientific reports* 10, 1 (2020), 2539.

Rakshit S Kothari, Reynold J Bailey, Christopher Kanan, Jeff B Pelz, and Gabriel J Diaz. 2022. EllSeg-Gen, towards Domain Generalization for head-mounted eyetracking. *Proceedings of the ACM on human-computer interaction* 6, ETRA (2022), 1–17.

Jun Ma, Yuting He, Feifei Li, Lin Han, Chenyu You, and Bo Wang. 2024. Segment anything in medical images. *Nature Communications* 15, 1 (2024), 654.

Virmarie Maquiling, Sean Anthony Byrne, Diederick C Niehorster, Marcus Nyström, and Enkelejda Kasneci. 2024. Zero-shot segmentation of eye features using the segment anything model (sam). *Proceedings of the ACM on Computer Graphics and Interactive Techniques* 7, 2 (2024), 1–16.

Maciej A Mazurowski, Haoyu Dong, Hanxue Gu, Jichen Yang, Nicholas Konz, and Yixin Zhang. 2023. Segment anything model for medical image analysis: an experimental study. *Medical Image Analysis* 89 (2023), 102918.

Marcus Nyström, Diederick C Niehorster, Richard Andersson, Roy S Hessels, and Ignace TC Hooge. 2023. The amplitude of small eye movements can be accurately estimated with video-based eye trackers. *Behavior Research Methods* 55, 2 (2023), 657–669.

Cristina Palmero, Abhishek Sharma, Karsten Behrendt, Kapil Krishnakumar, Oleg V Komogortsev, and Sachin S Talathi. 2020. Openeds2020: Open eyes dataset. *arXiv preprint arXiv:2005.03876* (2020).

Antonio Peréz, M Luisa Córdoba, A Garcia, Rafael Méndez, ML Munoz, José Luis Pedraza, and F Sanchez. 2003. A precise eye-gaze detection and tracking system. (2003).

Konstantinos Psychogyios, Helen C Leligou, Filisia Melissari, Stavroula Bourou, Zacharias Anastasakis, and Theodore Zahariadis. 2023. Samstyler: Enhancing visual creativity with neural style transfer and segment anything model (sam). *IEEE Access* (2023).

Alec Radford. 2018. Improving language understanding by generative pre-training. (2018).

Alec Radford, Jeffrey Wu, Rewon Child, David Luan, Dario Amodei, Ilya Sutskever, et al. 2019. Language models are unsupervised multitask learners. *OpenAI blog* 1, 8 (2019), 9.

Nikhila Ravi, Valentin Gabeur, Yuan-Ting Hu, Ronghang Hu, Chaitanya Ryali, Tengyu Ma, Haitham Khedr, Roman Rädle, Chloe Rolland, Laura Gustafson, et al. 2024. Sam 2: Segment anything in images and videos. *arXiv preprint arXiv:2408.00714* (2024).

Nithya Sambasivan, Shivani Kapania, Hannah Highfill, Diana Akrong, Praveen Paritosh, and Lora M Aroyo. 2021. "Everyone wants to do the model work, not the data work": Data Cascades in High-Stakes AI. In *proceedings of the 2021 CHI Conference on Human Factors in Computing Systems*. 1–15.

Thiago Santini, Wolfgang Fuhl, and Enkelejda Kasneci. 2018a. PuRe: Robust pupil detection for real-time pervasive eye tracking. *Computer Vision and Image Understanding* 170 (2018), 40–50.

Thiago Santini, Wolfgang Fuhl, and Enkelejda Kasneci. 2018b. PuReST: Robust pupil tracking for real-time pervasive eye tracking. In *Proceedings of the 2018 ACM symposium on eye tracking research & applications*. 1–5.

Anna Christina Schaar, Alejandro Tejada-Lapuerta, Giovanni Palla, Robert Gutgesell, Lennard Halle, Mariia Minaeva, Larsen Vornholz, Leander Dony, Francesca Drummer, Mojtaba Bahrami, et al. 2024. Nicheformer: a foundation model for single-cell and spatial omics. *bioRxiv* (2024), 2024–04.

Siddharth Shankar, Leigh A Stearns, and CJ van der Veen. 2023. Semantic segmentation of glaciological features across multiple remote sensing platforms with the Segment Anything Model (SAM). *Journal of Glaciology* (2023), 1–10.

Qiuhong Shen, Xingyi Yang, and Xinchao Wang. 2023. Anything-3d: Towards single-view anything reconstruction in the wild. *arXiv preprint arXiv:2304.10261* (2023).

Mark R Shortis, Timothy A Clarke, and Tim Short. 1994. Comparison of some techniques for the subpixel location of discrete target images. In *Videometrics III*, Vol. 2350. SPIE, 239–250.

Chen Sun, Abhinav Shrivastava, Saurabh Singh, and Abhinav Gupta. 2017. Revisiting unreasonable effectiveness of data in deep learning era. In *Proceedings of the IEEE international conference on computer vision*. 843–852.

Marc Tonsen, Xucong Zhang, Yusuke Sugano, and Andreas Bulling. 2016. Labelled pupils in the wild: a dataset for studying pupil detection in unconstrained environments. In *Proceedings of the ninth biennial ACM symposium on eye tracking research & applications*. 139–142.

Di Wang, Jing Zhang, Bo Du, Minqiang Xu, Lin Liu, Dacheng Tao, and Liangpei Zhang. 2024. Samrs: Scaling-up remote sensing segmentation dataset with segment anything model. *Advances in Neural Information Processing Systems* 36 (2024).

Jun Yan, Pengyu Wang, Danni Wang, Weiquan Huang, Daniel Watzenig, and Huilin Yin. 2024. Segment-Anything Models Achieve Zero-shot Robustness in Autonomous Driving. *arXiv preprint arXiv:2408.09839* (2024).

Jinyu Yang, Mingqi Gao, Zhe Li, Shang Gao, Fangjing Wang, and Feng Zheng. 2023a. Track anything: Segment anything meets videos. *arXiv preprint arXiv:2304.11968* (2023).

Yunhan Yang, Xiaoyang Wu, Tong He, Hengshuang Zhao, and Xihui Liu. 2023b. Sam3d: Segment anything in 3d scenes. *arXiv preprint arXiv:2306.03908* (2023).

Tao Yu, Runseng Feng, Ruoyu Feng, Jinming Liu, Xin Jin, Wenjun Zeng, and Zhibo Chen. 2023. Inpaint anything: Segment anything meets image inpainting. *arXiv preprint arXiv:2304.06790* (2023).

Chaoning Zhang, Dongshen Han, Yu Qiao, Jung Uk Kim, Sung-Ho Bae, Seungkyu Lee, and Choong Seon Hong. 2023a. Faster segment anything: Towards lightweight sam for mobile applications. *arXiv preprint arXiv:2306.14289* (2023).

Chaoning Zhang, Dongshen Han, Sheng Zheng, Jinwoo Choi, Tae-Ho Kim, and Choong Seon Hong. 2023b. Mobile-samv2: Faster segment anything to everything. *arXiv preprint arXiv:2312.09579* (2023).

Yichi Zhang, Zhenrong Shen, and Rushi Jiao. 2024. Segment anything model for medical image segmentation: Current applications and future directions. *Computers in Biology and Medicine* (2024), 108238.

Xu Zhao, Wenchao Ding, Yongqi An, Yinglong Du, Tao Yu, Min Li, Ming Tang, and Jinqiao Wang. 2023. Fast segment anything. *arXiv preprint arXiv:2306.12156* (2023).

Zihao Zhao. 2023. Enhancing Autonomous Driving with Grounded-Segment Anything Model: Limitations and Mitigations. In *2023 IEEE 3rd International Conference on Data Science and Computer Application (ICDSCA)*. IEEE, 1258–1265.

Yukun Zhou, Mark A Chia, Siegfried K Wagner, Murat S Ayhan, Dominic J Williamson, Robbert R Struyven, Timing Liu, Moucheng Xu, Mateo G Lozano, Peter Woodward-Court, et al. 2023. A foundation model for generalizable disease detection from retinal images. *Nature* 622, 7981 (2023), 156–163.