arXiv:2407.18913v2 [cs.LG] 11 Oct 2024

SOAP-RL: Sequential Option Advantage Propagation for Reinforcement Learning in POMDP Environments

Shu Ishida *shu.ishida@oxon.org*
Visual Geometry Group
University of Oxford

João F. Henriques *joao@robots.ox.ac.uk*
Visual Geometry Group
University of Oxford

Abstract

This work compares ways of extending Reinforcement Learning algorithms to Partially Observed Markov Decision Processes (POMDPs) with *options*. One view of options is as temporally extended action, which can be realized as a memory that allows the agent to retain historical information beyond the policy's context window. While option assignment could be handled using heuristics and hand-crafted objectives, learning temporally consistent options and associated sub-policies without explicit supervision is a challenge. Two algorithms, PPOEM and SOAP, are proposed and studied in depth to address this problem. PPOEM applies the forward-backward algorithm (for Hidden Markov Models) to optimize the expected returns for an option-augmented policy. However, this learning approach is unstable during on-policy rollouts. It is also unsuited for learning causal policies without the knowledge of future trajectories, since it optimizes option assignments for offline sequences where the entire episode is available. As an alternative approach, SOAP evaluates the policy gradient for an optimal option assignment. It extends the concept of the Generalized Advantage Estimation (GAE) to propagate *option advantages* through time, which is an analytical equivalent to performing temporal back-propagation of option policy gradients. This option policy is only conditional on the history of the agent, not future actions. Evaluated against competing baselines, SOAP exhibited the most robust performance, correctly discovering options for POMDP corridor environments, as well as on standard benchmarks including Atari and MuJoCo, outperforming PPOEM, as well as LSTM, Option-Critic, and Double Actor-Critic baselines. The open-sourced code is available at https://github.com/shuishida/SoapRL.

1 Introduction

While deep Reinforcement Learning (RL) has seen rapid advancements in recent years, with numerous real-world applications such as robotics (Gu et al., 2017; Akkaya et al., 2019; Haarnoja et al., 2024), gaming (Van Hasselt et al., 2016; Arulkumaran et al., 2019; Baker et al., 2022), and autonomous vehicles (Kendall et al., 2019; Lu et al., 2023), many algorithms are limited by the amount of observation history they condition their policy on, due to the increase in computational complexity. Developing learnable embodied agents that plan over a wide spatial and temporal horizon has been a longstanding challenge in RL.

With a simple Markovian policy $\pi(a_t|s_t)$, the agent's ability to make decisions a_t is limited by only having access to the current state s_t as input. Early advances in RL were made on tasks that either adhere to the Markov assumption that the policy and state transitions only depend on the current state, or those can be solved by frame stacking (Mnih et al., 2015) that grants the policy access to a short history. However, many real-world tasks are better modeled as Partially Observable Markov Decision Processes (POMDPs) (Åström, 1965) with a long-term temporal dependency, motivating solutions that use a bounded working memory for computational scalability.

For POMDP tasks, the entire history of the agent's trajectory may contain signals to inform the agent to make a more optimal decision. This is due to the reward and next state distribution $p(r_t, s_{t+1}|s_{0:t}, a_{0:t})$ being conditional on the past states and actions, not just on the current state and action.

A common approach of accommodating POMDPs is to learn a latent representation using sequential policies, typically using a Long Short-Term Memory (LSTM) (Hochreiter & Schmidhuber, 1997), Gated Recurrent Unit (GRU) (Cho et al., 2014) or Transformer (Vaswani et al., 2017). This will allow the policy to gain access to signals from the past. Differentiable planners (Tamar et al., 2016; Lee et al., 2018; Ishida & Henriques, 2022) are another line of work that incorporate a learnable working memory into the system. However, these approaches have an inherent trade-off between the duration of history it can retain (defined by the policy's context window size) and the compute and training data required to learn the policy. This is because the entire history of observations within the context window have to be included in the forward pass at training time to propagate useful gradients back to the sequential policy. Another caveat is that, with larger context windows, the input space is less constrained and it becomes increasingly unlikely that the agent will revisit the same combination of states, which makes learning the policy and value function sample-expensive, and potentially unstable at inference time if the policy distribution has changed during training.

Training RL agents to work with longer working memory is a non-trivial task, especially when the content of the memory is not pre-determined and the agent also has to learn to store information relevant to each task. With the tasks that the RL algorithms are expected to handle becoming increasingly complex (Dulac-Arnold et al., 2021; Milani et al., 2023; Chen et al., 2023), there is a vital need to develop algorithms that learn policies and skills that generalise to dynamic and novel environments. Many real-world tasks are performed over long time horizons, which makes it crucial that the algorithm can be efficiently trained and quickly adapted to changes in the environment.

The aim of this work is to develop an algorithm that (a) can solve problems modeled as POMDP using memory, (b) has an input space that is tightly constrained for the policy and value function so that they are sample efficient to train, (c) only requires the current observation to be forward-passed through a neural network at a time to reduce the memory and computational requirements.

There has been considerable effort in making RL more generalizable and efficient. Relevant research fields include Hierarchical Reinforcement Learning (HRL) (Vezhnevets et al., 2017; Nachum et al., 2018; Pateria et al., 2021; Zhang et al., 2021), skill learning (Pertsch et al., 2020; Nam et al., 2022; Peng et al., 2022; Shi et al., 2023), Meta Reinforcement Learning (Meta-RL) (Wang et al., 2016; Duan et al., 2016; Rakelly et al., 2019; Beck et al., 2023) and the options framework (Sutton et al., 1999; Precup & Sutton, 2000), with a shared focus on learning reusable policies. In particular, this research focuses on the options framework, which extends the RL paradigm with a Hidden Markov Model (HMM) that uses options to execute long-term behavior.

Options are potential keys to abstract reasoning and high-level decision-making, since they enable temporal abstraction, credit assignment, and identification of skills and subgoals. Acquiring transferable skills and composing them to execute plans, even in novel environments, are remarkable human capabilities that are instrumental in performing complex tasks with long-term objectives. Whenever one encounters a novel situation, one can still strategise by applying prior knowledge with a limited budget of additional trial and error. One way of achieving this is by abstracting away the complexity of long-term planning by delegating short-term decisions to a set of specialised low-level policies, while the high-level policy focuses on achieving the ultimate objective by orchestrating these low-level policies.

The Option-Critic architecture (Bacon et al., 2017) presents a well-formulated solution for end-to-end option discovery. The authors showed that once the option policies are learned, the Option-Critic agent can quickly adapt when the environment dynamics are changed, whereas other algorithms suffer from the changes in reward distributions.

However, there are challenges with regard to automatically learning options. A common issue is that the agent may converge to a single option that approximates the optimal policy under a Markov assumption. Additionally, learning options from scratch can be sample-inefficient due to the need to learn multiple option policies.

In the following sections, two training objectives are proposed and derived to learn an optimal option assignment.

The first approach, Proximal Policy Optimisation via Expectation Maximisation (PPOEM), applies Expectation Maximisation (EM) to a HMM describing a POMDP for the options framework. The method is an extension of the forward-backward algorithm, also known as the Baum-Welch algorithm (Baum, 1972), applied to options. While this approach has previously been explored (Daniel et al., 2016; Fox et al., 2017; Zhang & Paschalidis, 2020; Gi-

ammarino & Paschalidis, 2021), these applications were limited to 1-step Temporal Difference (TD) learning. In addition, the learned options have limited expressivity due to how the option transitions are defined, and the formulation does not adequately address the problem of a scaling factor problem (Bishop, 2006), where recursively applying the forward-backward algorithm results in exponentially diminishing magnitudes. In contrast, PPOEM augments the forward-backward algorithm with Generalised Advantage Estimate (GAE) (Schulman et al., 2016), which is a temporal generalization of TD learning, and extends the Proximal Policy Optimisation (PPO) (Schulman et al., 2017) to work with options. While we showed this approach to be effective in a limited setting of a corridor environment requiring memory, the performance degraded with longer corridors. It could be hypothesized that this is due to the learning objective being misaligned with the true RL objective, as the approach assumes access to the full trajectory of the agent for the optimal assignment of options, even though the agent only has access to its past trajectory (and not its future) at inference time.

As an improved proposal, Sequential Option Advantage Propagation (SOAP) evaluates and maximizes the policy gradient for an optimal option assignment directly. With this approach, the option policy is only conditional on the history of the agent. The derived objective has a surprising resemblance to the forward-backward algorithm, but showed more robustness when tested in longer corridor environments. The algorithms were also evaluated on the Atari (Bellemare et al., 2013) and MuJoCo (Todorov et al., 2012) benchmarks. Results demonstrated that using SOAP for option learning is more effective and robust than using the standard approach for learning options, proposed by the Option-Critic architecture.

2 Background

2.1 Partially Observable Markov Decision Process

POMDP is a special case of an Markov Decision Process (MDP) where the observation available to the agent only contains partial information of the underlying state. In this work, s is used to denote the (partial) state given to the agent, which may or may not contain the full information of the environment (which shall be distinguished from state s as the underlying state $\mathfrak{s}$).[1] This implies that the "state" transitions are no longer fully Markovian in a POMDP setting, and may be correlated with past observations and actions. Hence, $p(r_t, s_{t+1}|s_{0:t}, a_{0:t})$ describes the full state and reward dynamics in the case of POMDPs, where $s_{0:t}$ is a shorthand for $\{s_t|t_1 \leq t \leq t_2\}$, and similarly with $a_{0:t}$.

2.2 The Options Framework

Options (Sutton et al., 1999; Precup & Sutton, 2000) are temporally extended actions that allow the agent to make high-level decisions in the environment. Each option corresponds to a specialized low-level policy that the agent can use to achieve a specific subtask. In the Options Framework, the inter-option policy $\pi(z_t|s_t)$ and an option termination probability $\varpi(s_{t+1}, z_t)$ govern the transition of options, where z_t is the current option, and are chosen from an n number of discrete options $\{\mathcal{Z}_1, ..., \mathcal{Z}_n\}$. Options are especially valuable when there are multiple stages in a task that must be taken sequentially (e.g. following a recipe) and the agent must obey different policies given similar observations, depending on the stage of the task.

Earlier works have built upon the Options Framework by either learning optimal option selection over a pre-determined set of options (Peng et al., 2019) or using heuristics for option segmentation (Kulkarni et al., 2016; Nachum et al., 2018), rather than a fully end-to-end approach. While effective, such approaches constrain the agent's ability to discover useful skills automatically. The Option-Critic architecture (Bacon et al., 2017) proposed end-to-end trainable systems which learn option assignment. It formulates the problem such that inter-option policies and termination conditions are learned jointly in the process of maximizing the expected returns. The next section goes into detail.

2.3 Option-Critic architecture

As mentioned in Section 2.2, the options framework (Sutton et al., 1999; Precup & Sutton, 2000) formalizes the idea of temporally extended actions that allow agents to make high-level decisions. Let there be n discrete options

[1] In other literature, o is used to denote the partial observation to distinguish from the underlying state s. While this makes the distinction explicit, many works on standard RL algorithms assume a fully observable MDP for their formulation, leading to conflicting notations.

$\{\mathcal{Z}_1, ..., \mathcal{Z}_n\}$ from which z_t is chosen and assigned at every time step t. Each option corresponds to a specialized sub-policy $\pi_\theta(a_t|s_t, z_t)$ that the agent can use to achieve a specific subtask. At $t = 0$, the agent chooses an option according to its inter-option policy $\pi_\phi(z_t|s_t)$ (policy over options), then follows the option sub-policy until termination, which is dictated by the termination probability function $\varpi_\psi(s_t, z_{t-1})$. Once the option is terminated, a new option z_t is sampled from the inter-option policy and the procedure is repeated.

The Option-Critic architecture (Bacon et al., 2017) learns option assignments end-to-end. It formulates the problem such that the option sub-policies $\pi_\theta(a_t|s_t, z_t)$ and termination function $\varpi_\psi(s_{t+1}, z_t)$ are learned jointly in the process of maximizing the expected returns. The inter-option policy $\pi_\phi(z_t|s_t)$ is an ϵ-greedy policy that takes an argmax z of the option value function $Q_\phi(s, z)$ with $1 - \epsilon$ probability, and uniformly randomly samples options with ϵ probability. In every step of the Option-Critic algorithm, the following updates are performed for a current state s, option z, reward r, episode termination indicator $d \in \{0, 1\}$, next state s', and discount factor $\gamma \in [0, 1)$:

$$\begin{aligned} Q_\phi(s,z) &\leftarrow Q_\phi(s,z) + \alpha_\phi \left\{ r + \gamma(1-d) \left[\left(1 - \varpi_\psi(s',z)\right) Q(s',z) + \varpi_\psi(s',z) \max_z Q_\phi(s',z) \right] - Q_\phi(s,z) \right\}, \\ \theta &\leftarrow \theta + \alpha_\theta \frac{\partial \log \pi_\theta(a|s,z)}{\partial \theta} [r + \gamma Q_\phi(s',z)], \\ \psi &\leftarrow \psi - \alpha_\psi \frac{\partial \varpi_\psi(s',z)}{\partial \psi} [Q_\phi(s',z) - \max_z Q_\phi(s',z)]. \end{aligned} \tag{1}$$

Here, α_ϕ, α_θ and α_ψ are learning rates for $Q_\phi(s, z)$, $\pi_\theta(a|s, z)$, and $\varpi_\psi(s, z)$, respectively.

Proximal Policy Option-Critic (PPOC) (Klissarov et al., 2017) builds on top of the Option-Critic architecture (Bacon et al., 2017), replacing the ϵ-greedy policy over the option-values with a policy network $\pi_\varphi(z|s)$ parametrized by φ with corresponding learning rate α_φ, substituting the policy gradient algorithm with PPO (Schulman et al., 2017) to optimize the sub-policies $\pi_\theta(a|s, z)$.

A standard PPO's objective is:

$$\mathcal{L}_{\text{PPO}}(\theta) = \mathop{\mathbb{E}}_{s,a\sim\pi} \left[\min \left(\frac{\pi_\theta(a|s)}{\pi_{\theta_{\text{old}}}(a|s)} A_t^{\text{GAE}}, \text{clip} \left(\frac{\pi_\theta(a|s)}{\pi_{\theta_{\text{old}}}(a|s)}, 1-\epsilon, 1+\epsilon \right) A_t^{\text{GAE}} \right) \right], \tag{2}$$

where $\frac{\pi_\theta(a|s)}{\pi_{\theta_{\text{old}}}(a|s)}$ is a ratio of probabilities of taking action a at state s with the new policy against that with the old policy, and A_t^{GAE} is the GAE (Schulman et al., 2016) at time step t. GAE provides a robust and low-variance estimate of the advantage function. It can be expressed as a sum of exponentially weighted multi-step TD errors:

$$A_t^{\text{GAE}} = \sum_{t'=t}^{T} (\gamma\lambda)^{t'-t} \delta_{t'}, \tag{3}$$

where $\delta_t = r_t + \gamma(1 - d_t)V(s_{t+1}) - V(s_t)$ is the TD error at time t, and λ is a hyperparameter that controls the trade-off of bias and variance. Extending the definition of GAE to work with options, the update formula for PPOC can be expressed as:

$$\begin{aligned} A^{\text{GAE}}(s,z) &\leftarrow r + \gamma V(s',z') - V(s,z) + \lambda\gamma(1-d) A^{\text{GAE}}(s',z'), \\ Q_\phi(s,z) &\leftarrow Q_\phi(s,z) + \alpha_\phi A^{\text{GAE}}(s,z), \\ \theta &\leftarrow \theta + \alpha_\theta \frac{\partial \mathcal{L}_{\text{PPO}}(\theta)}{\partial \theta}, \\ \psi &\leftarrow \psi - \alpha_\psi \frac{\partial \varpi_\psi(s,z)}{\partial \psi} A^{\text{GAE}}(s,z), \\ \varphi &\leftarrow \varphi + \alpha_\varphi \frac{\partial \log \pi_\varphi(z|s)}{\partial \varphi} A^{\text{GAE}}(s,z). \end{aligned} \tag{4}$$

PPOC is used as one of the baselines in this work.

2.4 Double Actor-Critic

Double Actor-Critic (DAC) Zhang & Whiteson (2019) is an HRL approach to discovering options. DAC reformulates the Semi-Markov Decision Process (Semi-MDP) Sutton et al. (1999) of the option framework as two hierarchical MDPs (high-MDP and low-MDP).

The low-MDP concerns the selection of low-level actions within the currently active option. Given the current state s_t, selected option z_t, and action a_t, the state and action spaces of the low-MDP can be defined as $S_t^L = (s_t, z_t)$ and $A_t^L = a_t$. With this definition, the transition function, reward function and policy for the low-MDP can be written as:

$$\begin{aligned} P_L(S_{t+1}^L|S_t^L, A_t^L) &= p((s_{t+1}, z_{t+1})|(s_t, z_t), a_t) = P(s_{t+1}|s_t, a_t) \cdot p(z_{t+1}|s_{t+1}, z_t), \\ R_L(S_t^L, A_t^L) &= r(s_t, a_t), \\ \pi_L(A_t^L|S_t^L) &= \pi_L(a_t|s_t, z_t). \end{aligned} \tag{5}$$

The high-MDP handles high-level decision-making, such as selecting and terminating options. The state and action spaces of the high-MDP can be defined as $S_t^H = (s_t, z_{t-1})$ and $A_t^H = z_t$. With this definition, the transition function, reward function and policy for the high-MDP can be written as:

$$\begin{aligned} P_H(S_{t+1}^H|S_t^H, A_t^H) &= p((s_{t+1}, z_t)|(s_t, z_{t-1}), A_t^H) = \mathbb{I}_{A_t^H = z_t} p(s_{t+1}|s_t, z_t), \\ R_H(S_t^H, A_t^H) &= r(s_t, z_t), \\ \pi_H(A_t^H|S_t^H) &= \pi_H(z_t|s_t, z_{t-1}). \end{aligned} \tag{6}$$

The key idea is to treat the inter-option and intra-option policies as independent actors in their respective MDPs. Under this formulation, standard policy optimization algorithms such as PPO can be used to optimize the policies (high-level and low-level) for both MDPs.

2.5 Expectation Maximization algorithm

The EM algorithm (Dempster et al., 1977) is a well-known method for learning the assignment of latent variables, often used for unsupervised clustering and segmentation. The k-means clustering algorithm (Forgy, 1965) can be considered a special case of EM. The following explanation in this section is a partial summary of Chapter 9 of Bishop (2006).

The objective of EM is to find a maximum likelihood solution for models with latent variables. Denoting the set of all observed data as $\boldsymbol{X}$, the set of all latent variables as $\boldsymbol{Z}$, and the set of all model parameters as Θ, the log-likelihood function is given by:

$$\log p(\boldsymbol{X}|\Theta) = \log \left\{ \sum_{\boldsymbol{Z}} p(\boldsymbol{X}, \boldsymbol{Z}|\Theta) \right\}. \tag{7}$$

However, evaluating the above summation (or integral for a continuous $\boldsymbol{Z}$) over all possible latents is intractable. The EM algorithm is a way to strictly increase the likelihood function by alternating between the E-step that evaluates the expectation of a joint log-likelihood $\log p(\boldsymbol{X}, \boldsymbol{Z}|\Theta)$, and the M-step that maximizes this expectation.

In the E-step, the current parameter estimate Θ_{old} (using random initialization in the first iteration, or the most recent updated parameters in subsequent iterations) is used to determine the posterior of the latents $p(\boldsymbol{Z}|\boldsymbol{X}, \Theta_{\text{old}})$. The joint log-likelihood is obtained under this prior. The expectation, denoted as $\mathcal{Q}(\Theta; \Theta_{\text{old}})$, is given by:

$$\mathcal{Q}(\Theta; \Theta_{\text{old}}) = \mathop{\mathbb{E}}_{\boldsymbol{Z} \sim p(\cdot|\boldsymbol{X}, \Theta_{\text{old}})} [\log p(\boldsymbol{X}, \boldsymbol{Z}|\Theta)] = \sum_{\boldsymbol{Z}} p(\boldsymbol{Z}|\boldsymbol{X}, \Theta_{\text{old}}) \log p(\boldsymbol{X}, \boldsymbol{Z}|\Theta). \tag{8}$$

In the M-step, an updated parameter estimate Θ_{new} is obtained by maximizing the expectation:

$$\Theta_{\text{new}} = \arg\max_{\Theta} \mathcal{Q}(\Theta, \Theta_{\text{old}}). \tag{9}$$

The E-step and the M-step are performed alternately until a convergence criterion is satisfied. The EM algorithm makes obtaining a maximum likelihood solution tractable (Bishop, 2006).

2.6 Forward-backward algorithm

The EM algorithm can also be applied in an HMM setting for sequential data, resulting in the forward-backward algorithm, also known as the Baum-Welch algorithm (Baum, 1972). Figure 1 shows the graph of the HMM of interest. At every time step $t \in \{0, ..., T\}$, a latent z_t is chosen out of n number of discrete options $\{\mathcal{Z}_1, ..., \mathcal{Z}_n\}$, which is an underlying conditioning variable for an observation x_t. In the following derivation, $\{x_t | t_1 \leq t \leq t_2\}$ is denoted with a shorthand $x_{t_1:t_2}$, and similarly for other variables. Chapter 13 of Bishop (2006) offers a comprehensive explanation for this algorithm.

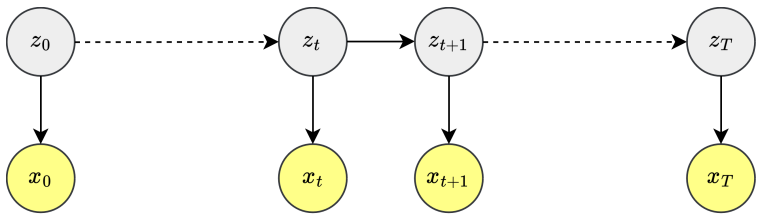

Figure 1: An HMM for sequential data $\boldsymbol{X}$ of length T, given latent variables $\boldsymbol{Z}$.

For this HMM, the joint likelihood function for the observed sequence $\boldsymbol{X} = \{x_0, ..., x_T\}$ and latent variables $\boldsymbol{Z} = \{z_0, ..., z_T\}$ is given by:

$$p(\boldsymbol{X}, \boldsymbol{Z}|\Theta) = p(z_0|\Theta) \prod_{t=0}^{T} p(x_t|z_t, \Theta) \prod_{t=1}^{T} p(z_t|z_{t-1}, \Theta). \tag{10}$$

Using the above, the EM objective can be simplified as:

$$\begin{aligned} \mathcal{Q}(\Theta; \Theta_{\text{old}}) &= \sum_{\boldsymbol{Z}} p(\boldsymbol{Z}|\boldsymbol{X}, \Theta_{\text{old}}) \log p(\boldsymbol{X}, \boldsymbol{Z}|\Theta) \\ &= \sum_{z_0} p(z_0|\Theta_{\text{old}}) \log p(z_0|\Theta) + \sum_{t=0}^{T} \sum_{z_t} p(z_t|\boldsymbol{X}, \Theta_{\text{old}}) \log p(x_t|z_t, \Theta) \\ &\quad + \sum_{t=1}^{T} \sum_{z_{t-1}, z_t} p(z_{t-1}, z_t|\boldsymbol{X}, \Theta_{\text{old}}) \log p(x_t, z_t|z_{t-1}, \Theta). \end{aligned} \tag{11}$$

2.7 Option policy and sub-policy

2.7.1 E-step

In the E-step, $p(z_t|\boldsymbol{X})$ and $p(z_{t-1}, z_t|\boldsymbol{X})$ are evaluated. Note that in the following derivation, it is assumed that the probability distributions are conditioned on Θ. Defining $\alpha(z_t) := p(z_t|x_{0:t})$, $\beta(z_t) := \frac{p(x_{t+1:T}|z_t)}{p(x_{t+1:T}|x_{0:t})}$ and normalising constant $c_t := p(x_t|x_{0:t-1})$,

$$p(z_t|\boldsymbol{X}) = \frac{p(x_{0:T}, z_t)}{p(x_{0:T})} = \frac{p(x_{0:t}, z_t)p(x_{t+1:T}|z_t)}{p(x_{0:t})p(x_{t+1:T}|x_{0:t})} = \alpha(z_t)\beta(z_t), \tag{12}$$

$$\begin{aligned} p(z_{t-1}, z_t|\boldsymbol{X}) &= \frac{p(x_{0:T}, z_{t-1}, z_t)}{p(x_{0:T})} = \frac{p(x_{0:t-1}, z_{t-1})p(x_t|z_t)p(z_t|z_{t-1})p(x_{t+1:T}|z_t)}{p(x_{0:t-1})p(x_t|x_{0:t-1})p(x_{t+1:T}|x_{0:t})} \\ &= p(x_t|z_t)p(z_t|z_{t+1})\frac{\alpha(z_t)\beta(z_t)}{c_t}. \end{aligned} \tag{13}$$

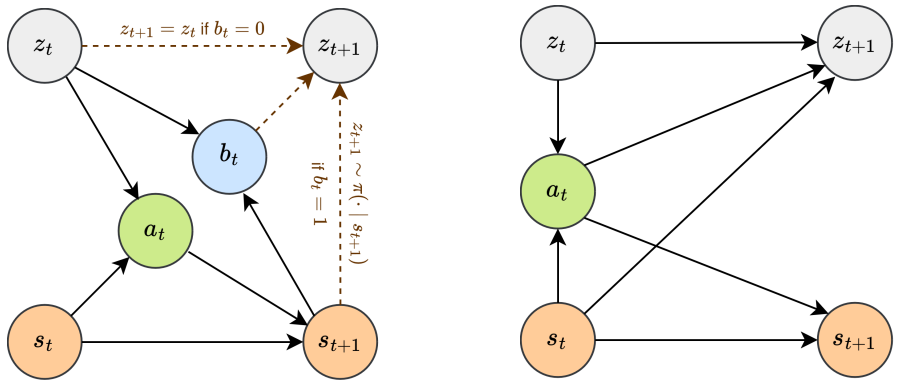

(a) Standard options framework

(b) Options used in this work

Figure 2: Probabilistic graphical models showing the relationships between options z, actions a and states s at time step t. b_t in the standard options framework denotes a boolean variable that initiates the switching of options when activated. This work adopts a more general formulation compared to the options framework, as defined in Equation (17).

Recursively evaluating $\alpha(z_t)$, $\beta(z_t)$ and c_t,

$$\begin{aligned}\alpha(z_t) &= \frac{p(x_{0:t}, z_t)}{p(x_{0:t})} = \frac{p(x_t, z_t|x_{0:t-1})}{p(x_t|x_{0:t-1})} = \frac{\sum_{z_{t-1}} [p(z_{t-1}|x_{0:t-1})p(x_t|z_t)p(z_t|z_{t-1})]}{p(x_t|x_{0:t-1})} \\ &= \frac{p(x_t|z_t)\sum_{z_{t-1}} [\alpha(z_{t-1})p(z_t|z_{t-1})]}{c_t}, \end{aligned} \tag{14}$$

$$\begin{aligned}\beta(z_t) &= \frac{p(x_{t+1:T}|z_t)}{p(x_{t+1:T}|x_{0:t})} = \frac{\sum_{z_{t+1}} [p(x_{t+2:T}|z_{t+1})p(x_{t+1}|z_{t+1})p(z_{t+1}|z_t)]}{p(x_{t+2:T}|x_{0:t+1})p(x_{t+1}|x_{0:t})} \\ &= \frac{\sum_{z_{t+1}} [\beta(z_{t+1})p(x_{t+1}|z_{t+1})p(z_{t+1}|z_t)]}{c_{t+1}}, \end{aligned} \tag{15}$$

$$c_t = p(x_t|x_{0:t-1}) = \sum_{z_{t-1}, z_t} [p(z_{t-1}|x_{0:t-1})p(x_t|z_t)p(z_t|z_{t-1})] = \sum_{z_{t-1}, z_t} [\alpha(z_{t-1})p(x_t|z_t)p(z_t|z_{t-1})]\,. \tag{16}$$

The initial conditions are $\alpha(z_0) = \frac{p(x_0|z_0)p(z_0)}{\sum_{z_0}[p(x_0|z_0)p(z_0)]}$, $\beta(z_T) = 1$.

2.7.2 M-step

In the M-step, the parameter set Θ is updated by maximizing $\mathcal{Q}(\Theta; \Theta_{\text{old}})$, which can be rewritten by substituting $p(z_t|\boldsymbol{X})$ and $p(z_{t-1}, z_t|\boldsymbol{X})$ in Equation (11) with $\alpha(z)$ and $\beta(z)$ (ignoring the constants) as derived in Section 2.7.1.

2.7.3 Option discovery via the forward-backward algorithm

The idea of applying the forward-backward algorithm to learn option assignments was first introduced by Daniel et al. (2016), and has later been applied in both Imitation Learning (IL) settings (Zhang & Paschalidis, 2020; Giammarino & Paschalidis, 2021) and RL settings (Fox et al., 2017). However, in previous literature, the option policy is decoupled into an option termination probability $\varpi(s_t, z_{t-1})$, and an inter-option policy $\pi(z_t|s_t)$. Due to the inter-option policy being unconditional on the previous option z_{t-1}, the choice of a new option z_t will be uninformed of the previous option z_{t-1}. This may be problematic for learning POMDP tasks as demonstrated in Section 6.1, because if a task consists of a sequence of options, then knowing which one was executed before is important to decide to move on to the next one. Previous literature also does not address the issues of exponentially diminishing magnitudes that arise from recursively applying the formula. This is known as the scaling factor problem (Bishop, 2006).

This work presents a concise derivation of the forward-backward algorithm applied to an improved version of the options framework. It also addresses the scaling factor problem, by building this factor into the derivation.

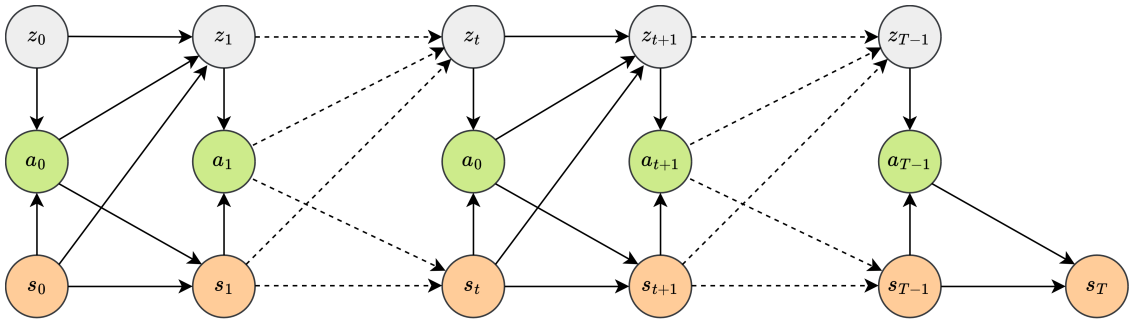

Figure 3: An HMM showing the relationships between options z, actions a and states s. The dotted arrows indicate that the same pattern repeats where the intermediate time steps are abbreviated.

3 Option assignment formulation

The aim is to learn a diverse set of options with corresponding policy and value estimates, such that each option is responsible for accomplishing a well-defined subtask, such as reaching a certain state region. At every time step t, the agent chooses an option z_t out of n number of discrete options $\{\mathcal{Z}_1, ..., \mathcal{Z}_n\}$.

The goal is to learn a sub-policy $\pi_\theta(a|s, z)$ conditional to a latent option variable z, and an option policy $\pi_\psi(z'|s, a, z)$ used to iteratively assign options at each time step, to model the joint option policy

$$p_\Theta(a_t, z_{t+1}|s_t, z_t) = \pi_\theta(a_t|s_t, z_t)\pi_\psi(z_{t+1}|s_t, a_t, z_t). \tag{17}$$

Here, the learnable parameter set of the policy is denoted as $\Theta = \{\theta, \psi\}$.

A comparison of the option policy used in this work and the standard options framework is shown in Figure 2. In the options framework, which further decouples the option policy π_ψ into an option termination probability $\varpi(s_t, z_{t-1})$, and an unconditional inter-option policy $\pi(z_t|s_t)$. In this work, however, the option policy is modeled as π_ψ with one network so that the inter-option policy is informed by the previous option z_t upon choosing the next z_{t+1}. A graphical model for the full HMM is shown in Figure 3.

3.1 Evaluating the probability of latents

Let us define an auto-regressive action probability $\alpha_t := p(a_t|s_{0:t}, a_{0:t-1})$, an auto-regressive option forward distribution $\zeta(z_t) := p(z_t|s_{0:t}, a_{0:t-1})$, and an option backward feedback $\beta(z_t) := \frac{p(s_{t:T}, a_{t:T-1}|s_{t-1}, a_{t-1}, z_t)}{p(s_{t:T}, a_{t:T-1}|s_{0:t-1}, a_{0:t-1})}$. Notice that the definitions of action probability α, option forward $\zeta(z_t)$, and option backward $\beta(z_t)$ resemble c_t, $\alpha(z_t)$ and $\beta(z_t)$ defined in Section 2.6, respectively. While it is common practice to denote the forward and backward quantities as α and β in the forward-backward algorithm (also known as the α-β algorithm), here α_t is redefined to denote the action probability (corresponding to the normalizing constant c_t), and $\zeta(z_t)$ for the option forward distribution, to draw attention to the fact that these are probabilities of option z_t and action a_t, respectively.

α_t, $\zeta(z_t)$ and $\beta(z_t)$ can be recursively evaluated as follows:

$$\alpha_t = p(a_t|s_{0:t}, a_{0:t-1}) = \sum_{z_t, z_{t+1}} p(z_t|s_{0:t}, a_{0:t-1}) p_\Theta(a_t, z_{t+1}|s_t, z_t) = \sum_{z_t, z_{t+1}} \zeta(z_t) p_\Theta(a_t, z_{t+1}|s_t, z_t), \tag{18}$$

$$\begin{aligned}
\zeta(z_{t+1}) &= \frac{p(z_{t+1}, s_{t+1}, a_t|s_{0:t}, a_{0:t-1})}{p(s_{t+1}, a_t|s_{0:t}, a_{0:t-1})} \\
&= \frac{\sum_{z_t} p(z_t|s_{0:t}, a_{0:t-1}) p_\Theta(a_t, z_{t+1}|s_t, z_t) P(s_{t+1}|s_{0:t}, a_{0:t})}{p(a_t|s_{0:t}, a_{0:t-1}) P(s_{t+1}|s_{0:t}, a_{0:t})} \\
&= \frac{\sum_{z_t} \zeta(z_t) p_\Theta(a_t, z_{t+1}|s_t, z_t)}{\alpha_t},
\end{aligned} \tag{19}$$

$$\begin{aligned}
\beta(z_t) &= \frac{p(s_{t:T}, a_{t:T-1}|s_{t-1}, a_{t-1}, z_t)}{p(s_{t:T}, a_{t:T-1}|s_{0:t-1}, a_{0:t-1})} \\
&= \frac{\sum_{z_{t+1}} [p(s_{t+1:T}, a_{t+1:T-1}|s_t, a_t, z_{t+1}) p_\Theta(a_t, z_{t+1}|s_t, z_t) P(s_t|s_{0:t-1}, a_{0:t-1})]}{p(s_{t+1:T}, a_{t+1:T-1}|s_{0:t}, a_{0:t}) p(a_t|s_{0:t}, a_{0:t-1}) P(s_t|s_{0:t-1}, a_{0:t-1})} \\
&= \frac{\sum_{z_{t+1}} [\beta(z_{t+1}) p_\Theta(a_t, z_{t+1}|s_t, z_t)]}{\alpha_t}.
\end{aligned} \tag{20}$$

Initial conditions are $\zeta(z_0) = p(z_0) = \frac{1}{n}$ for all possible z_0, indicating a uniform distribution over the options initially when no observations or actions are available, and $\beta(z_T) = \frac{p(s_T|s_{T-1}, a_{T-1}, z_T)}{p(s_T|s_{0:T-1}, a_{0:T-1})} = 1$.

4 Proximal Policy Optimization via Expectation Maximization

In this section, PPOEM is introduced, an algorithm that extends PPO for option discovery with an EM objective. The expectation of the returns is taken over the joint probability distribution of states, actions and options, sampled by the policy. This objective gives a tractable objective to maximize, which has a close resemblance to the forward-backward algorithm.

4.1 Expected return maximization objective with options

The objective is to maximize the expectation of returns $R(\tau)$ for an agent policy π over a trajectory τ with latent option z_t at each time step t. The definition of a trajectory τ is a set of states, actions and rewards visited by the agent policy in an episode. The objective $J[\pi]$ can be written as:

$$J[\pi_\Theta] = \mathop{\mathbb{E}}_{\tau, \boldsymbol{Z} \sim \pi}[R(\tau)] = \int_{\tau, \boldsymbol{Z}} R(\tau) p(\tau, \boldsymbol{Z}|\Theta) d\tau d\boldsymbol{Z}. \tag{21}$$

Taking the gradient of the maximization objective,

$$\begin{aligned}
\nabla_\Theta J[\pi_\Theta] &= \int_{\tau, \boldsymbol{Z}} R(\tau) \nabla_\Theta p(\tau, \boldsymbol{Z}|\Theta) d\tau d\boldsymbol{Z} = \int_{\tau, \boldsymbol{Z}} R(\tau) \frac{\nabla_\Theta p(\tau, \boldsymbol{Z}|\Theta)}{p(\tau, \boldsymbol{Z}|\Theta)} p(\tau, \boldsymbol{Z}|\Theta) d\tau d\boldsymbol{Z} \\
&= \mathop{\mathbb{E}}_{\tau, \boldsymbol{Z}}[R(\tau) \nabla_\Theta \log p(\tau, \boldsymbol{Z}|\Theta)].
\end{aligned} \tag{22}$$

To simplify the derivation, let us focus on the states and actions that appear in the trajectory. The joint likelihood function for the trajectory τ and latent options $\boldsymbol{Z} = \{z_0, ..., z_{T-1}\}$ is given by:

$$p(\tau, \boldsymbol{Z}|\Theta) = p(s_{0:T}, a_{0:T-1}, z_{0:T}|\Theta) = p(s_0, z_0) \Pi_{t=0}^{T-1} [p_\Theta(a_t, z_{t+1}|s_t, z_t) P(s_{t+1}|s_{0:t}, a_{0:t})], \tag{23}$$

Evaluating $\nabla_\Theta \log p(\tau, \boldsymbol{Z}|\Theta)$, the log converts the products into sums, and the terms which are constant with respect to Θ are eliminated upon taking the gradient, leaving

$$\nabla_\Theta \log p(\tau, \boldsymbol{Z}|\Theta) = \sum_{t=0}^{T-1} \nabla_\Theta \log[\pi_\theta(a_t|s_t, z_t) \pi_\psi(z_{t+1}|s_t, a_t, z_t, s_{t+1})]. \tag{24}$$

Substituting Equation (24) into Equation (22) and explicitly evaluating the expectation over the joint option probabilities,

$$\begin{aligned}\nabla_\Theta J[\pi_\Theta] &= \mathop{\mathbb{E}}_{\tau,\boldsymbol{Z}\sim\pi}\left[\sum_{t=0}^{T-1} R(\tau)\nabla_\Theta \log p_\Theta(a_t, z_{t+1}|s_t, z_t)\right] \\ &= \mathop{\mathbb{E}}_{\tau\sim\pi}\int_{\boldsymbol{Z}}\left[\sum_{t=0}^{T-1}[R(\tau)\nabla_\Theta \log p_\Theta(a_t, z_{t+1}|s_t, z_t)]\right] p(\boldsymbol{Z}|\tau) \\ &= \mathop{\mathbb{E}}_{\tau\sim\pi}\left[\sum_{t=0}^{T-1}\sum_{z_t,z_{t+1}}[R(\tau)p(z_t, z_{t+1}|\tau)\nabla_\Theta \log p_\Theta(a_t, z_{t+1}|s_t, z_t)]\right].\end{aligned} \tag{25}$$

Using the action probability $\alpha_t := p(a_t|s_{0:t}, a_{0:t-1})$, option forward distribution $\zeta(z_t) := p(z_t|s_{0:t}, a_{0:t-1})$, and option backward feedback $\beta(z_t) := \frac{p(s_{t:T}, a_{t:T-1}|s_{t-1}, a_{t-1}, z_t)}{p(s_{t:T}, a_{t:T-1}|s_{0:t-1}, a_{0:t-1})}$ evaluated in Section 3.1, $p(z_t, z_{t+1}|\tau)$ can be evaluated as

$$\begin{aligned}p(z_t, z_{t+1}|\tau) &= \frac{p(s_{0:T}, a_{0:T-1}, z_t, z_{t+1})}{p(s_{0:T}, a_{0:T-1})} \\ &= \frac{p(s_{0:t}, a_{0:t-1}, z_t)p_\Theta(a_t, z_{t+1}|s_t, z_t)p(s_{t+1:T}, a_{t+1:T-1}|s_t, a_t, z_{t+1})}{p(s_{0:t}, a_{0:t-1})p(a_t|s_{0:t}, a_{0:t-1})p(s_{t+1:T}, a_{t+1:T-1}|s_{0:t}, a_{0:t})} \\ &= p_\Theta(a_t, z_{t+1}|s_t, z_t)\frac{\zeta(z_t)\beta(z_{t+1})}{\alpha_t}.\end{aligned} \tag{26}$$

Using this, Equation (25) can be evaluated and maximized with gradient descent.

4.1.1 Relationship with Expectation Maximization

The objective derived in Equation (25) closely resembles the objective of the EM algorithm applied to the HMM with options as latent variables. The expectation of the marginal log-likelihood $\mathcal{Q}(\Theta; \Theta_{\text{old}})$, which gives the lower-bound of the marginal log-likelihood $\log p(\tau|\Theta)$, is given by

$$\begin{aligned}\mathcal{Q}(\Theta; \Theta_{\text{old}}) &= \mathop{\mathbb{E}}_{\boldsymbol{Z}\sim p(\cdot|\tau,\Theta_{\text{old}})}[\ln p(\tau, \boldsymbol{Z}|\Theta)] = \mathop{\mathbb{E}}_{\tau\sim\pi}\int_{\boldsymbol{Z}} p(\boldsymbol{Z}|\tau, \Theta_{\text{old}}) \ln p(\tau, \boldsymbol{Z}|\Theta) d\boldsymbol{Z} \\ &= \mathop{\mathbb{E}}_{\tau\sim\pi}\sum_{t=0}^{T-1}\sum_{z_t,z_{t+1}}[p(z_t, z_{t+1}|\tau, \Theta_{\text{old}}) \log p_\Theta(a_t, z_{t+1}|s_t, z_t)] + \text{const.}\end{aligned} \tag{27}$$

The difference is that the expected return maximization objective in Equation (25) weights the log probabilities of the policy according to the returns, whereas the objective of Equation (27) is to find a parameter set Θ that maximizes the probability that the states and actions that appeared in the trajectory are visited by the joint option policy p_Θ.

4.2 PPO objective with Generalized Advantage Estimation

A standard optimization technique for neural networks using gradient descent can be applied to optimize the policy network. Noticing that the optimization objective in Equation (25) resembles the policy gradient algorithm, the joint option policy can be optimized using the PPO algorithm instead to prevent the updated policy $p_\Theta(a_t, z_{t+1}|s_t, z_t)$ from deviating from the original policy too much.

Several changes have to be made to adapt the training objective to PPO. Firstly, $\nabla \log p_\Theta$ is replaced by $\frac{\nabla p_\Theta}{p_{\Theta_{\text{old}}}}$, its first order approximation, to easily introduce clipping constraints to the policy ratios. Secondly, the return $R(\tau)$ is replaced with the GAE, A_t^{GAE}, as described in Equation (3).

Extending the definition of GAE to work with options,

$$A_t^{\text{GAE}}(z_t, z_{t+1}|\tau) = r_t + \gamma V(s_{t+1}, z_{t+1}) - V(s_t, z_t) + \lambda\gamma(1 - d_t)A_{t+1}^{\text{GAE}}(z_{t+1}|\tau) \tag{28}$$

$$A_t^{\text{GAE}}(z_t|\tau) = \sum_{z_{t+1}} p(z_{t+1}|z_t, \tau)A_t^{\text{GAE}}(z_t, z_{t+1}|\tau). \tag{29}$$

The GAE could be evaluated backwards iteratively, starting from $t = T$ with the initial condition $A_T^{\text{GAE}}(z_{t+1}|\tau) = 0$. The option transition function $p(z_{t+1}|z_t, \tau)$ can be evaluated using $p(z_t, z_{t+1}|\tau)$ (Equation (26)) as:

$$p(z_{t+1}|z_t, \tau) = \frac{p(z_t, z_{t+1}|\tau)}{\sum_{z_{t+1}} p(z_t, z_{t+1}|\tau)}. \tag{30}$$

The target value $V_{\text{target}}(s_t, z_t)$ to regress the estimated value function towards can be defined in terms of the GAE and the current value estimate as:

$$V_{\text{target}}(s_t, z_t) = V^{\pi}(s_t, z_t) + A_t^{\text{GAE}}(z_t|\tau). \tag{31}$$

5 Sequential Option Advantage Propagation

In the previous section, assignments of the latent option variables $\boldsymbol{Z}$ were determined by maximizing the expected return for complete trajectories. The derived algorithm resembles the forward-backward algorithm closely, and requires the backward pass of $\beta(z_t)$ in order to fully evaluate the option probability $p(\boldsymbol{Z}|\tau)$. During rollouts of the agent policy, however, knowing the optimal assignment of latents $p(z_t|\tau)$ in advance is not possible, since the trajectory is incomplete and the backward pass has not been initiated. Therefore, the policy must rely on the current best estimate of the options given its available past trajectory $\{s_{0:t}, a_{0:t}\}$ during its rollout. This option distribution conditional only on its past is equivalent to the auto-regressive option forward distribution $\zeta(z_t) := p(z_t|s_{0:t}, a_{0:t-1})$.

Since the optimal option assignment can only be achieved in hindsight once the trajectory is complete, this information is not helpful for the agent policy upon making its decisions. A more useful source of information for the agent, therefore, is the current best estimate of the option assignment $\zeta(z_t)$. It is sensible, therefore, to directly optimize for the expected returns evaluated over the option assignments $\zeta(z_t)$ to find an optimal option policy, rather than optimizing the expected returns for an option assignment $p(\boldsymbol{Z}|\tau)$, which can only be known in hindsight.

The following section proposes a new option optimization objective that does not involve the backward pass of the EM algorithm. Instead, the option policy gradient for an optimal forward option assignment is evaluated analytically. This results in a temporal gradient propagation, which corresponds to a backward pass, but with a slightly different outcome. Notably, this improved algorithm, SOAP, applies a normalization of the option advantages in every back-propagation step through time.

As far as the authors are aware, this work is the first to derive the back-propagation of policy gradients in the context of option discovery.

5.1 Policy Gradient objective with options

Let us start by deriving the policy gradient objective assuming options. The maximization objective $J[\pi]$ for the agent can be defined as:

$$J[\pi_\Theta] = \mathop{\mathbb{E}}_{\tau\sim\pi}[R(\tau)] = \int_\tau R(\tau)p(\tau|\Theta)d\tau. \tag{32}$$

Taking the gradient of the maximization objective,

$$\nabla_\Theta J[\pi_\Theta] = \int_\tau R(\tau)\nabla_\Theta p(\tau|\Theta)d\tau = \int_\tau R(\tau)\frac{\nabla_\Theta p(\tau|\Theta)}{p(\tau|\Theta)}p(\tau|\Theta)d\tau = \mathop{\mathbb{E}}_{\tau}[R(\tau)\nabla_\Theta \log p(\tau|\Theta)]. \tag{33}$$

So far, the above derivation is the same as the normal policy gradient objective without options. Note, however, that this is NOT identical to Equation (22). Next, the likelihood for the trajectory τ is given by:

$$p(\tau|\Theta) = p(s_{0:T}, a_{0:T-1}|\Theta) = \rho(s_0)\Pi_{t=0}^{T-1}[p(a_t|s_{0:t}, a_{0:t-1}, \Theta)P(s_{t+1}|s_{0:t}, a_{0:t})]. \tag{34}$$

This is where options become relevant, as the standard formulation assumes that the policy $\pi(a|s)$ is only dependent on the current state without history, and similarly that the state transition environment dynamics $P(s'|s, a)$ is Markovian

given the current state and action. In many applications, however, the *states* that are observed do not contain the entire information about the underlying dynamics of the environment[2], and therefore, conditioning on the history yields a different distribution of future states compared to conditioning on just the current state. To capture this, the policy and state transitions are now denoted to be $p(a_t|s_{0:t}, a_{0:t-1})$ and $P(s_{t+1}|s_{0:t}, a_{0:t})$, respectively. Here, the probabilities are conditional on the historical observations ($s_{0:t}$) and historical actions (e.g. $a_{0:t}$), rather than just the immediate state s_t and action a_t. Note that $p(a_t|s_{0:t}, a_{0:t-1})$ is a quantity α_t that has already been evaluated in Section 3.1.

Evaluating $\nabla_\Theta \log p(\tau|\Theta)$, the logarithm converts the products into sums, and the terms that are constant with respect to Θ are eliminated upon taking the gradient, leaving

$$\nabla_\Theta \log p(\tau|\Theta) = \sum_{t=0}^{T-1} \nabla_\Theta \log p(a_t|s_{0:t}, a_{0:t-1}, \Theta) = \sum_{t=0}^{T-1} \nabla_\Theta \log \alpha_t = \sum_{t=0}^{T-1} \frac{\nabla_\Theta \alpha_t}{\alpha_t}, \tag{35}$$

where α_t is substituted following its definition in Section 3.1.

Substituting Equation (35) into Equation (33),

$$\nabla_\Theta J[\pi_\Theta] = \mathop{\mathbb{E}}_{\tau}[R(\tau)\nabla_\Theta \log p(\tau|\Theta)] = \mathop{\mathbb{E}}_{\tau\sim\pi}\left[\sum_{t=0}^{T-1} R(\tau)\frac{\nabla_\Theta \alpha_t}{\alpha_t}\right]. \tag{36}$$

Similarly to Section 4.2, it is possible to substitute the return $R(\tau)$ with GAE, thereby reducing the variance in the return estimate. Extending the definition of GAE to work with options,

$$A_t^{\text{GAE}}(z_t, z_{t+1}) = r_t + \gamma V(s_{t+1}, z_{t+1}) - V(s_t, z_t) + \lambda\gamma(1-d_t)A_{t+1}^{\text{GAE}}(z_{t+1}), \tag{37}$$

$$A_t^{\text{GAE}}(z_t) = \sum_{z_{t+1}} p(z_{t+1}|s_t, a_t, z_t)A_t^{\text{GAE}}(z_t, z_{t+1}), \tag{38}$$

$$V_{\text{target}}(s_t, z_t) = V^\pi(s_t, z_t) + A_t^{\text{GAE}}(z_t). \tag{39}$$

Notice that, while the definition of these estimates is almost identical to Section 4.2, the advantages are now propagated backwards via the option transition $p(z_{t+1}|s_t, a_t, z_t)$ rather than $p(z_{t+1}|z_t, \tau)$.

Substituting the GAE into Equation (36),

$$\begin{aligned}\nabla_\Theta J[\pi_\Theta] &= \mathop{\mathbb{E}}_{\tau\sim\pi}\left[\sum_{t=0}^{T-1} \frac{\sum_{z_t} A_t^{\text{GAE}}(z_t)\zeta(z_t)}{\alpha_t}\nabla_\Theta \alpha_t\right] \\ &= \mathop{\mathbb{E}}_{\tau\sim\pi}\left[\sum_{t=0}^{T-1} \frac{\sum_{z_t} A_t^{\text{GAE}}(z_t)\zeta(z_t)}{\alpha_t} \sum_{z_t, z_{t+1}} [p_\Theta(a_t, z_{t+1}|s_t, z_t)\nabla\zeta(z_t) + \zeta(z_t)\nabla p_\Theta(a_t, z_{t+1}|s_t, z_t)]\right].\end{aligned} \tag{40}$$

5.2 Analytic back-propagation of the policy gradient

If a forward pass of the policy can be made in one step over the entire trajectory, a gradient optimization on the objective can be performed directly. However, this would require storing the entire trajectory in Graphical Processing Unit (GPU) memory, which is highly computationally intensive. Instead, this section analytically evaluates the back-propagation of gradients of the objective so that the model can be trained on single time-step rollout samples during training.

Gradient terms appearing in Equation (40) are either $\nabla\zeta(z_t)$ or $\nabla p_\Theta(a_t, z_{t+1}|s_t, z_t)$ for $0 \leq t \leq T-1$. While $p_\Theta(a_t, z_{t+1}|s_t, z_t)$ is approximated by neural networks and can be differentiated directly, $\nabla\zeta(z_{t+1})$ has to be further

[2]Some literature on POMDP choose to make this explicit by denoting the partial observation available to the agent as observation o, distinguishing from the underlying ground truth state. However, since o can also stand for *options*, and is used in other literature on options, here the input to the agent's policy and value functions is denoted using the conventional s to prevent confusion.

expanded to evaluate the gradient in recursive form as:

$$\begin{aligned}\nabla\zeta(z_{t+1}) &= \frac{\nabla\sum_{z_t}\zeta(z_t)p_\Theta(a_t,z_{t+1}|s_t,z_t)}{\alpha_t} - \zeta(z_{t+1})\frac{\nabla\alpha_t}{\alpha_t} \\ &= \frac{1}{\alpha_t}\left[\sum_{z_t}\nabla\left[\zeta(z_t)p_\Theta(a_t,z_{t+1}|s_t,z_t)\right] - \zeta(z_{t+1})\sum_{z'_t,z'_{t+1}}\nabla\left[\zeta(z'_t)p_\Theta(a_t,z'_{t+1}|s_t,z'_t)\right]\right].\end{aligned} \tag{41}$$

Using Equation (41), it is possible to rewrite the $\nabla\zeta(z_{t+1})$ terms appearing in Equation (40) in terms of $\nabla\zeta(z_t)$ and $\nabla p_\Theta(a_t,z_{t+1}|s_t,z_t)$. Defining the coefficients of $\nabla\zeta(z_{t+1})$ in Equation (40) as option utility $U(z_{t+1})$,

$$\begin{aligned}\sum_{z_{t+1}}U(z_{t+1})\nabla\zeta(z_{t+1}) &= \frac{1}{\alpha_t}\sum_{z_t,z_{t+1}}\left[U(z_{t+1}) - \sum_{z'_{t+1}}U(z'_{t+1})\zeta(z'_{t+1})\right]\nabla\left[\zeta(z_t)p_\Theta(a_t,z_{t+1}|s_t,z_t)\right] \\ &= \frac{1}{\alpha_t}\sum_{z_t,z_{t+1}}\left[U(z_{t+1}) - \sum_{z'_{t+1}}U(z'_{t+1})\zeta(z'_{t+1})\right]\left[p_\Theta(a_t,z_{t+1}|s_t,z_t)\nabla\zeta(z_t) + \zeta(z_t)\nabla p_\Theta(a_t,z_{t+1}|s_t,z_t)\right].\end{aligned} \tag{42}$$

Thus, the occurrences of gradients $\nabla\zeta(z_{t+1})$ have been reduced to terms with $\nabla\zeta(z_t)$ and $\nabla p_\Theta(a_t,z_{t+1}|s_t,z_t)$.

Applying this iteratively to Equation (40), starting with $t = T-1$ in reverse order, Equation (40) could be expressed solely in terms of gradients $\nabla p_\Theta(a_t,z_{t+1}|s_t,z_t)$. Defining the coefficients of $\nabla p_\Theta(a_t,z_{t+1}|s_t,z_t)$ as policy gradient weighting $W_t(z_t,z_{t+1})$,

$$\begin{aligned}A_t^{\text{GOA}}(z_{t+1}) &= \sum_{z_t}A_t^{\text{GAE}}(z_t)\zeta(z_t) + (1-d_t)\left[U(z_{t+1}) - \sum_{z'_{t+1}}U(z'_{t+1})\zeta(z'_{t+1})\right], \\ U(z_t) &= \frac{\sum_{z_{t+1}}A_t^{\text{GOA}}(z_{t+1})p_\Theta(a_t,z_{t+1}|s_t,z_t)}{\alpha_t}, \\ W(z_t,z_{t+1}) &= \frac{A_t^{\text{GOA}}(z_{t+1})\zeta(z_t)}{\alpha_t}.\end{aligned} \tag{43}$$

where $A_t^{\text{GOA}}(z_{t+1})$ is a new quantity derived and introduced in this work as Generalised Option Advantage (GOA), which is a term that appears in evaluating $U(z_t)$ and $W(z_t,z_{t+1})$.

Rewriting the policy gradient objective in Equation (40) with the policy gradient weighting,

$$\nabla_\Theta J[\pi_\Theta] = \mathop{\mathbb{E}}_{\tau\sim\pi}\left[\sum_{t=0}^{T-1}\sum_{z_t,z_{t+1}}\frac{A_t^{\text{GOA}}(z_{t+1})\zeta(z_t)}{\alpha_t}\nabla_\Theta p_\Theta(a_t,z_{t+1}|s_t,z_t)\right]. \tag{44}$$

5.3 Learning objective for option-specific policies and values

The training objective given in Equation (44) is modified so that it could be optimized with PPO. Unlike in Section 4.2, the training objective is written in terms of ∇p_Θ and not $\nabla\log p_\Theta$. Therefore, the clipping constraints are applied to p_Θ directly, limiting it to the range of $(1-\epsilon)p_{\Theta_{\text{old}}}$ and $(1+\epsilon)p_{\Theta_{\text{old}}}$. The resulting PPO objective is:

$$\begin{aligned}J_\Theta = \mathop{\mathbb{E}}_{s_t,a_t\sim\pi}\sum_{z_t,z_{t+1}}\left[\frac{\zeta(z_t)}{\alpha_t}\min\Big(\pi_\Theta A_t^{\text{GOA}}(z_{t+1}), \text{clip}\Big(\pi_\Theta,(1-\epsilon)\pi_{\Theta_{\text{old}}},(1+\epsilon)\pi_{\Theta_{\text{old}}}\Big)A_t^{\text{GOA}}(z_{t+1})\Big)\right], \\ \text{with } \pi_\Theta(a_t,z_{t+1}|s_t,z_t) \text{ and } \pi_{\Theta_{\text{old}}}(a_t,z_{t+1}|s_t,z_t).\end{aligned} \tag{45}$$

The option-specific value function $V_\phi^\pi(s_t,z_t)$ parameterized by ϕ can be learned by regressing towards the target values $V_{\text{target}}(s_t,z_t)$ evaluated in Equation (39) for each state s_t and option z_t sampled from the policy and option-forward probability, respectively. Defining the objective function for the value regression as J_ϕ,

$$J_\phi = -\mathop{\mathbb{E}}_{s_t\sim\pi,z_t\sim\zeta}\left[V_{\text{target}}(s_t,z_t) - V_\phi^\pi(s_t,z_t)\right]^2. \tag{46}$$

The final training objective is to maximize the following sum of the policy loss and value loss:

$$J_{\text{SOAP}} = J_{\Theta} + J_{\phi}. \tag{47}$$

6 Experiments

Experiments were conducted on a variety of RL agents. PPO (Schulman et al., 2017) is a baseline without memory, PPOC (Klissarov et al., 2017) implements the Option-Critic algorithm using PPO for policy optimization, Proximal Policy Optimisation with Long Short-Term Memory (PPO-LSTM) implements a recurrent policy with latent states using an LSTM, DAC (Zhang & Whiteson, 2019) optimizes both the inter- and intra-option policies on hierarchical MDPs, PPOEM is the algorithm developed in the first half of this chapter that optimizes the expected returns using the forward-backward algorithm, and SOAP is the final algorithm proposed in this chapter that uses an option advantage derived by analytically evaluating the temporal propagation of the option policy gradients. SOAP mitigates the deficiency of PPOEM that the training objective optimizes the option assignments over a full trajectory which is typically only available in hindsight; SOAP optimizes the option assignments given only the history of the trajectory instead, making the optimization objective better aligned with the task objective.

The aim is to (a) show and compare the option learning capability of the newly developed algorithms, and (b) assess the stability of the algorithms on standard RL environments. All algorithms use PPO as the base policy optimizer, and share the same backbone and hyperparameters, making it a fair comparison. All algorithms use Stable Baselines 3 (Raffin et al., 2021) as a base implementation with the recommended tuned hyperparameters for each environment. In the following experiments, the number of options was set to 4.

6.1 Option learning in corridor environments

A simple environment of a corridor with a fork at the end is designed as a minimalistic and concrete example where making effective use of latent variables to retain information over a sequence is necessary to achieve the agent's goal.

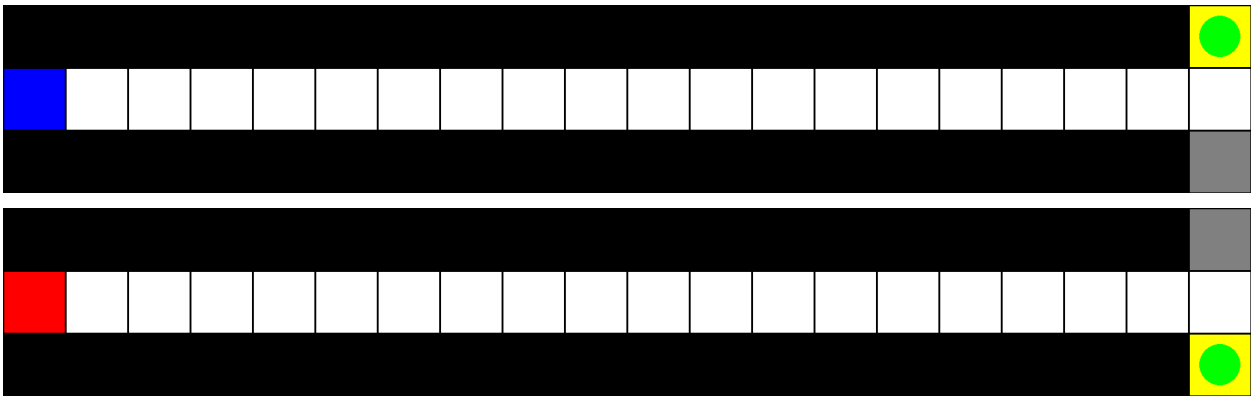

Figure 4: A corridor environment. The above example has a length $L = 20$. The agent represented as a green circle starts at the left end of the corridor, and moves towards the right. When it reaches the right end, the agent can either take an up action or a down action. This will either take the agent to a yellow cell or a grey cell. The yellow cell gives a reward of 1, while the grey cell gives a reward of -1. All other cells give a reward of 0. The location of a rewarding yellow cell and the penalizing grey cell are determined by the color of the starting cell (either "blue" or "red"), as shown, and this is randomized, each with 50% probability. The agent only has access to the color of the current cell as observation. For simplicity of implementation, the agent's action space is {"up", "down"}, and apart from the fork at the right end, taking either of the actions at each time step will move the agent one cell to the right. The images shown are taken from rollouts of the SOAP agent after training for $100k$ steps. The agent successfully navigated to the rewarding cell in both cases.

Figure 4 describes the corridor environment, in which the agent has to determine whether the rewarding cell (colored yellow) is at the top or bottom, based on the color of the cell it has seen at the start (either "blue" or "red"). However,

the agent only has access to the color of the current cell, and does not have a bird's-eye-view of the environment. Hence, the agent must retain the information of the color of the starting cell in memory, whilst discarding all other information irrelevant to the completion of the task. The agent must learn that the information of the color of the starting cell is important to task completion in an unsupervised way, just from the reward signals. This makes the task challenging, as only in hindsight (after reaching the far end of the corridor) is it clear that this information is useful to retain in memory, but if this information was not written in memory in the first place then credit assignment becomes infeasible. The learned options can be interpreted as "move up at the end of the corridor" and "move down at the end".

The length of the corridor L can be varied to adjust the difficulty of the task. It is increasingly challenging to retain the information of the starting cell color with longer corridors. In theory, this environment can be solved by techniques such as frame stacking, where the entire history of the agent observations is provided to the policy. However, the computational complexity of this approach scales proportionally to corridor length L, which makes this approach unscalable.

Algorithms with options present an alternative solution, where in theory, the options can be used as latent variables to carry the information relevant to the task. In this experiment, PPOC, PPO-LSTM, DAC, PPOEM and SOAP are compared against a standard PPO algorithm. The results are shown for corridors with lengths $L = 3$, $L = 10$ and $L = 20$. Due to the increasing level of difficulty of the task, the agents are trained with $8k$, $40k$ and $100k$ time steps of environment interaction, respectively.

The results are shown in Figure 5 and Table 2, and a performance score normalised to the range of the returns of a random agent score and the returns of the best agent is shown in Table 1. As expected, the vanilla PPO agent does not have any memory component so it learned a policy that takes one action deterministically regardless of the color of the first cell. Since the location of the rewarding cell is randomized, this results in an expected return of 0.

With PPOC that implements the Option-Critic architecture, and DAC that implements HRL using options, while the options should in theory be able to retain information from the past, it could be observed that the training objective was not sufficient to learn a useful option assignment to complete the task. PPOEM and SOAP, on the other hand, were able to learn to select a different option for a different starting cell color. From Figure 5, it could be seen that the two algorithms had identical performance for a short corridor, but as the corridor length L increased, the performance of PPOEM deteriorated, while SOAP was able to reliably find a correct option assignment, albeit with more training steps.

There are several major differences between the baseline option-based algorithms (PPOC and DAC) and the proposed algorithms (PPOEM and SOAP) which could be contributing to their significant differences in performance. Firstly, while the option transition function in PPOEM and SOAP are in the form of $\pi_\phi(z_{t+1}|s_t, a_t, z_t)$, which allows the assignment of the new option to be conditional on the current option, the option transition in the Option-Critic architecture is decoupled into an option termination probability $\varpi(s_t, z_{t-1})$, and an unconditional inter-option policy $\pi(z_t|s_t)$. This means that whenever the previous option z_{t-1} is terminated with probability $\varpi(s_t, z_{t-1})$, the choice of the new option z_t will be uninformed of the previous option z_{t-1}, whereas in PPOEM and SOAP the probability of the next option z_{t+1} is conditional on the previous option z_t. The formulation of DAC (Zhang & Whiteson, 2019) does not have this specific constraint; however, the original implementation by the authors similarly decouples the option transition function such that a new option cannot be fully conditioned on the previous option.

Secondly, both PPOC and DAC rely on learning an option-value function (a value function $V(s, o)$ that is both conditional on the current state s and the current option o) to learn the high-level inter-option policy. However, learning an option-value function for an optimal policy can only happen once the inter-option policy is properly learned, but since the inter-option policy is randomly initialized and the option assignment carries little information, it is not possible for the sub-policies to learn optimal policies. In the case where the agents' history carries information about the future (e.g. the corridor environment), it is important that the option assignment correctly captures this information without it being lost for the agent to be able to learn an optimal policy. Due to this chicken-and-an-egg problem of learning the inter- and the intra-option policies, neither of these approaches succeeds. In contrast, SOAP directly propagates gradients backwards over multiple timesteps so that the option assignments are directly updated.

Thirdly, in PPOC and DAC, a new option is sampled at every time step, but the complete option forward distribution given the history is not available as a probability distribution. In contrast, in PPOEM and SOAP this is available as $\zeta(z_t) := p(z_t|s_{0:t}, a_{0:t-1})$. Evaluating expectations over distributions gives a more robust estimate of the objective

(a) Corridor of length $L = 3$

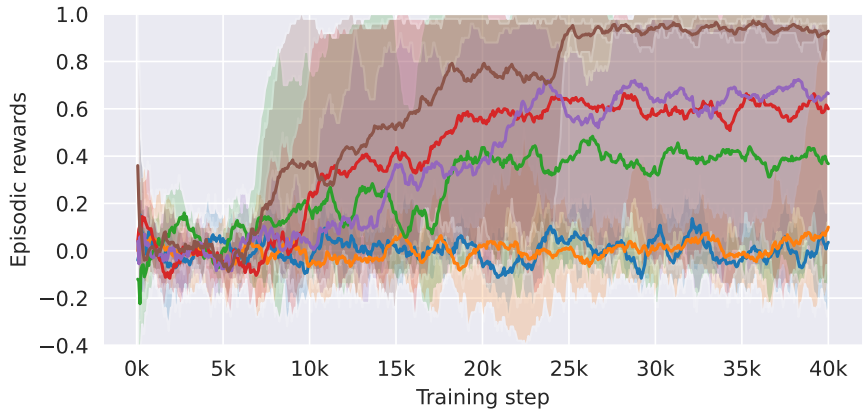

(b) Corridor of length $L = 10$

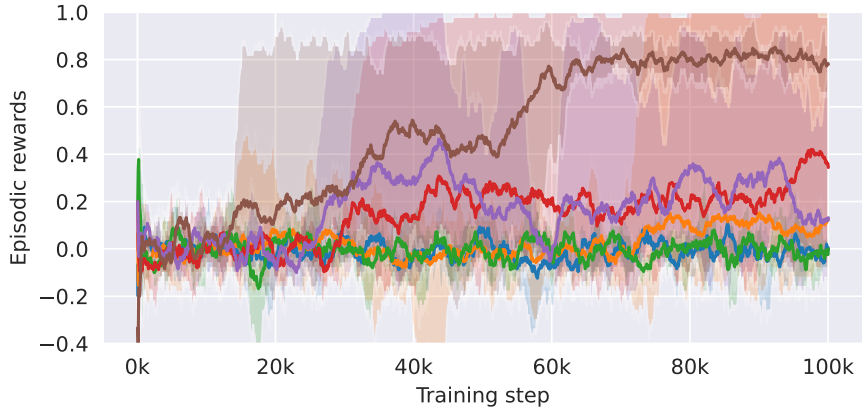

(c) Corridor of length $L = 20$

Figure 5: Training curves of RL agents showing the episodic rewards obtained in the corridor environment with varying lengths. The mean (solid line) and the min-max range (colored shadow) for 5 seeds per algorithm are shown.

function compared to taking a Monte Carlo estimate of the expectations with the sampled options, which is another explanation of why PPOEM and SOAP were able to learn better option assignments than PPOC or DAC.

Table 1: Normalized performance comparison of RL agents. The agent scores are the returns after the maximum environment steps during training ($100k$ for CartPole, $1M$ for LunarLander and MuJoCo environments, and $10M$ for Atari environments), normalized so that the score of a random agent is 0 and the score of the best performing model is 1. Scores are averaged per environment class (i.e. results for the corridor environments, Atari, and MuJoCo are grouped together) and the **bold fonts** show the best average normalized score per environment class, while the blue fonts show the best-normalized score per environment.

	Algo w/o options		Algo with options			
Environment	PPO	PPO-LSTM	PPOC	DAC	PPOEM (ours)	SOAP (ours)
Corridor	-0.05	0.43	0.31	0.65	0.60	**1.00**
$L = 3$	-0.08	1.00	0.76	0.90	0.99	1.00
$L = 10$	-0.01	0.36	0.06	0.63	0.70	1.00
$L = 20$	-0.05	-0.06	0.11	0.41	0.12	1.00
CartPole	**1.00**	0.98	0.80	**1.00**	0.98	**1.00**
LunarLander	0.86	**1.00**	0.74	0.78	0.99	0.99
Atari	**0.93**	0.78	0.22	0.85	0.74	0.89
Asteroids	0.83	0.64	0.81	1.00	0.93	0.89
Beam Rider	0.93	0.37	0.13	0.70	0.66	1.00
Breakout	1.00	0.68	0.01	0.95	0.14	0.92
Enduro	0.97	0.90	0.00	0.93	1.00	0.82
Ms Pacman	0.88	0.74	0.15	0.87	0.69	1.00
Pong	1.00	1.00	0.48	1.00	0.94	1.00
Qbert	1.00	0.97	0.00	0.65	0.70	0.90
Road Runner	1.00	0.92	0.15	0.88	0.52	0.81
Seaquest	0.89	0.87	0.18	0.69	1.00	0.55
Space Invaders	0.82	0.73	0.32	0.82	0.82	1.00
MuJoCo	**0.97**	0.75	0.60	0.82	0.43	0.93
Ant	1.00	0.46	0.07	0.64	0.07	0.87
Half Cheetah	1.00	0.83	0.80	0.79	0.01	0.92
Humanoid	0.98	0.96	0.96	1.00	0.13	0.90
Reacher	0.99	0.99	0.99	1.00	0.98	1.00
Swimmer	0.96	0.97	0.34	1.00	0.95	0.90
Walker	0.85	0.31	0.47	0.52	0.44	1.00

SOAP's training objective maximizes the expectation of returns taken over an option probability conditioned only on the agent's past history, whereas PPOEM's objective assumes a fully known trajectory to be able to evaluate the option assignment probability. Since option assignments have to be determined online during rollouts, the training objective of SOAP better reflects the task objective. This explains its more reliable performance for longer sequences.

PPO-LSTM achieved competitive performance in a corridor with $L = 3$, demonstrating the capability of latent states to retain past information, but its performance quickly deteriorated for longer corridors. It could be hypothesized that this is because the latent state space of the recurrent policies is not well constrained, unlike options that take discrete values. Learning a correct value function $V(s, z)$ requires revisiting the same state-latent pair. It is conceivable that with longer sequence lengths during inference time, the latent state will fall within a region that has not been trained well due to compounding noise, leading to an inaccurate estimate of the values and sub-policy.

6.2 Stability of the algorithms on CartPole, LunarLander, Atari, and MuJoCo environments

Experiments were also conducted on standard RL environments to evaluate the stability of the algorithms with options. Results for CartPole-v1 and LunarLander-v2 are shown in Figure 6, and results on 10 Atari environments (Bellemare et al., 2013) and 6 MuJoCo environments (Todorov et al., 2012) are shown in Figure 7 and Figure 8, respectively.

Table 2 summarises the agent scores after the maximum environment steps during training ($100k$ for CartPole, $1M$ for LunarLander and MuJoCo environments, and $10M$ for Atari environments), and Table 1 shows the scores normalized so that the score of a random agent is 0 and the score of the best performing model is 1. (If an agent's final score is lower than a random agent it can have negative normalized scores.) There was no significant difference in performances amongst the algorithms for simpler environments such as CartPole and LunarLander, with PPOC and DAC having slightly worse performance than others. For the Atari and MuJoCo environments, however, there was a consistent trend that SOAP achieves similar performances (slightly better in some cases, slightly worse in others) to the vanilla PPO, while PPOEM, PPO-LSTM and PPOC were significantly less stable to train. It could be hypothesized that, similarly to Section 6.1, the policy of PPOC disregarded the information of past options when choosing the next option, which is why the performance was unstable with larger environments. Another point of consideration is that, with N number of options, there are N number of sub-policies to train, which becomes increasingly computationally expensive and requires many visits to the state-option pair in the training data, especially when using a Monte Carlo estimate by sampling the next option as is done in PPOC and DAC instead of maintaining a distribution of the option $\zeta(z_t)$ as in PPOEM and SOAP. As for PPO-LSTM, similar reasoning as in Section 6.1 suggests that with complex environments with a variety of trajectories that can be taken through the state space, the latent states that could be visited increases combinatorially, making it challenging to learn a robust sub-policy and value functions.

7 Conclusion

Two competing algorithms, PPOEM and SOAP, are proposed to solve the problem of option discovery and assignments in an unsupervised way. PPOEM implements a training objective of maximizing the expected returns using the EM algorithm, while SOAP analytically evaluates the policy gradient of the option policy to derive an option advantage function that facilitates temporal propagation of the policy gradients. These approaches have an advantage over Option-Critic architecture in that (a) the option distribution is analytically evaluated rather than sampled, and (b) the option transitions are fully conditional on the previous option, allowing historical information to propagate forward in time beyond the temporal window provided as observations.

Experiments in POMDP corridor environments designed to require options showed that SOAP is the most robust way of learning option assignments that adhere to the task objective. SOAP also maintained its performance when solving MDP tasks without the need for options (e.g. Atari with frame-stacking), whereas PPOC, DAC, PPO-LSTM and PPOEM were less stable when solving these problems.

8 Future Work

SOAP demonstrated capabilities of learning options in a POMDP environment of corridors, and showed equivalent performances to the baseline PPO agent in other environments. However, even in simple settings, it took the agent many samples before a correct option assignment was learned. Option discovery is a difficult chicken and an egg problem, since options need to be assigned correctly in order for the rewards to be obtained and passed onto the options, but without the rewards a correct option assignment may not be learned. Furthermore, learning to segment episodes into options in an unsupervised way without any pre-training is an ill-defined problem, since there could be many equally valid solutions. Combining the learning objective of SOAP with methods such as curriculum learning to pre-train diverse sub-policies specialized to different tasks may stabilize training.

In the current formulation of SOAP, the options are discrete variables, and are less expressive compared to latent variables in recurrent policies and transformers. This greatly reduces the memory capacity and could hinder learning in POMDP environments. Further research in extending the derivations of SOAP to work with continuous or multi-discrete variables as latents may lead to making the method scalable to more complex problems.

Acknowledgements

The authors acknowledge the generous support of the Royal Academy of Engineering (RF\201819\18\163) and the Ezoe Memorial Recruit Foundation. For the purpose of Open Access, the authors have applied a CC BY public copyright licence to any Author Accepted Manuscript (AAM) version arising from this submission (`https://openaccess.ox.ac.uk/rights-retention/`).

References

Ilge Akkaya, Marcin Andrychowicz, Maciek Chociej, Mateusz Litwin, Bob McGrew, Arthur Petron, Alex Paino, Matthias Plappert, Glenn Powell, Raphael Ribas, et al. Solving rubik's cube with a robot hand. *arXiv preprint arXiv:1910.07113*, 2019.

Kai Arulkumaran, Antoine Cully, and Julian Togelius. Alphastar: An evolutionary computation perspective. In *Proceedings of the genetic and evolutionary computation conference companion*, pp. 314–315, 2019.

Pierre-Luc Bacon, Jean Harb, and Doina Precup. The Option-Critic architecture. In *Proceedings of the AAAI Conference of Artificial Intelligence*, AAAI'17, pp. 1726–1734. AAAI Press, 2017.

Bowen Baker, Ilge Akkaya, Peter Zhokov, Joost Huizinga, Jie Tang, Adrien Ecoffet, Brandon Houghton, Raul Sampedro, and Jeff Clune. Video pretraining (VPT): Learning to act by watching unlabeled online videos. *Advances in Neural Information Processing Systems (NeurIPS)*, 35:24639–24654, 2022.

Leonard E. Baum. An inequality and associated maximization technique in statistical estimation for probabilistic functions of Markov processes. In Oved Shisha (ed.), *Proceedings of the Symposium on Inequalities*, pp. 1–8, University of California, Los Angeles, 1972. Academic Press.

Jacob Beck, Risto Vuorio, Evan Zheran Liu, Zheng Xiong, Luisa Zintgraf, Chelsea Finn, and Shimon Whiteson. A survey of meta-reinforcement learning. *arXiv preprint arXiv:2301.08028*, 2023.

M. G. Bellemare, Y. Naddaf, J. Veness, and M. Bowling. The Arcade Learning Environment: An evaluation platform for general agents. *Journal of Artificial Intelligence Research*, 47:253–279, 2013.

Christopher M. Bishop. *Pattern Recognition and Machine Learning (Information Science and Statistics)*. Springer-Verlag, Berlin, Heidelberg, 2006. ISBN 0387310738.

Li Chen, Penghao Wu, Kashyap Chitta, Bernhard Jaeger, Andreas Geiger, and Hongyang Li. End-to-end autonomous driving: Challenges and frontiers. *arXiv preprint arXiv:2306.16927*, 2023.

Kyunghyun Cho, Bart van Merriënboer, Caglar Gulcehre, Dzmitry Bahdanau, Fethi Bougares, Holger Schwenk, and Yoshua Bengio. Learning phrase representations using RNN encoder–decoder for statistical machine translation. In Alessandro Moschitti, Bo Pang, and Walter Daelemans (eds.), *Proceedings of the Conference on Empirical Methods in Natural Language Processing (EMNLP)*, pp. 1724–1734, Doha, Qatar, 2014. Association for Computational Linguistics. doi: 10.3115/v1/D14-1179.

Christian Daniel, Herke Van Hoof, Jan Peters, and Gerhard Neumann. Probabilistic inference for determining options in reinforcement learning. *Machine Learning*, 104:337–357, 2016.

A. P. Dempster, N. M. Laird, and D. B. Rubin. Maximum likelihood from incomplete data via the EM algorithm. *Journal of the Royal Statistical Society. Series B (Methodological)*, 39(1):1–38, 1977.

Yan Duan, John Schulman, Xi Chen, Peter L Bartlett, Ilya Sutskever, and Pieter Abbeel. RL^2: Fast reinforcement learning via slow reinforcement learning. *arXiv preprint arXiv:1611.02779*, 2016.

Gabriel Dulac-Arnold, Nir Levine, Daniel J Mankowitz, Jerry Li, Cosmin Paduraru, Sven Gowal, and Todd Hester. Challenges of real-world reinforcement learning: definitions, benchmarks and analysis. *Machine Learning*, 110(9): 2419–2468, 2021.

E. W. Forgy. Cluster analysis of multivariate data: efficiency versus interpretability of classifications. *Biometrics*, 21: 768–769, 1965.

Roy Fox, Sanjay Krishnan, Ion Stoica, and Ken Goldberg. Multi-level discovery of deep options. *arXiv preprint arXiv:1703.08294*, 2017.

Vittorio Giammarino and Ioannis Ch. Paschalidis. Online Baum-Welch algorithm for hierarchical imitation learning. In *Proceedings of the IEEE Conference on Decision and Control (CDC)*, pp. 3717–3722, 2021. doi: 10.1109/CDC45484.2021.9683044.

Shixiang Gu, Ethan Holly, Timothy Lillicrap, and Sergey Levine. Deep reinforcement learning for robotic manipulation with asynchronous off-policy updates. In *Proceedings of the IEEE International Conference on Robotics and Automation (ICRA)*, pp. 3389–3396. IEEE, 2017.

Tuomas Haarnoja, Ben Moran, Guy Lever, Sandy H Huang, Dhruva Tirumala, Jan Humplik, Markus Wulfmeier, Saran Tunyasuvunakool, Noah Y Siegel, Roland Hafner, et al. Learning agile soccer skills for a bipedal robot with deep reinforcement learning. *Science Robotics*, 9(89):eadi8022, 2024.

Sepp Hochreiter and Jürgen Schmidhuber. Long Short-term Memory. *Neural computation*, 9:1735–80, 1997. doi: 10.1162/neco.1997.9.8.1735.

Shu Ishida and João F. Henriques. Towards real-world navigation with deep differentiable planners. In *Proceedings of the IEEE/CVF Conference on Computer Vision and Pattern Recognition (CVPR)*, pp. 17327–17336, 2022.

Alex Kendall, Jeffrey Hawke, David Janz, Przemyslaw Mazur, Daniele Reda, John-Mark Allen, Vinh-Dieu Lam, Alex Bewley, and Amar Shah. Learning to drive in a day. In *Proceedings of the IEEE International Conference on Robotics and Automation (ICRA)*, pp. 8248–8254. IEEE, 2019.

Martin Klissarov, Pierre-Luc Bacon, Jean Harb, and Doina Precup. Learnings options End-to-End for continuous action tasks. *arXiv preprint arXiv:1712.00004*, 2017.

Tejas D Kulkarni, Karthik Narasimhan, Ardavan Saeedi, and Josh Tenenbaum. Hierarchical deep reinforcement learning: Integrating temporal abstraction and intrinsic motivation. In D. Lee, M. Sugiyama, U. Luxburg, I. Guyon, and R. Garnett (eds.), *Advances in Neural Information Processing Systems (NeurIPS)*, volume 29. Curran Associates, Inc., 2016.

Lisa Lee, Emilio Parisotto, Devendra Singh Chaplot, Eric Xing, and Ruslan Salakhutdinov. Gated Path Planning Networks. In *Proceedings of the International Conference on Machine Learning (ICML)*, pp. 2947–2955. PMLR, 2018.

Yiren Lu, Justin Fu, George Tucker, Xinlei Pan, Eli Bronstein, Rebecca Roelofs, Benjamin Sapp, Brandyn White, Aleksandra Faust, Shimon Whiteson, et al. Imitation is not enough: Robustifying imitation with reinforcement learning for challenging driving scenarios. In *Proceedings of the IEEE/RSJ International Conference on Intelligent Robots and Systems (IROS)*, pp. 7553–7560. IEEE, 2023.

Stephanie Milani, Anssi Kanervisto, Karolis Ramanauskas, Sander Schulhoff, Brandon Houghton, Sharada Mohanty, Byron Galbraith, Ke Chen, Yan Song, Tianze Zhou, et al. Towards solving fuzzy tasks with human feedback: A retrospective of the MineRL BASALT 2022 competition. *arXiv preprint arXiv:2303.13512*, 2023.

Volodymyr Mnih, Koray Kavukcuoglu, David Silver, Andrei A. Rusu, Joel Veness, Marc G. Bellemare, Alex Graves, Martin Riedmiller, Andreas K. Fidjeland, Georg Ostrovski, Stig Petersen, Charles Beattie, Amir Sadik, Ioannis Antonoglou, Helen King, Dharshan Kumaran, Daan Wierstra, Shane Legg, and Demis Hassabis. Human-level control through deep reinforcement learning. *Nature*, 518(7540):529–533, 2015. doi: 10.1038/nature14236. Number: 7540 Publisher: Nature Publishing Group.

Ofir Nachum, Shixiang Shane Gu, Honglak Lee, and Sergey Levine. Data-efficient hierarchical reinforcement learning. *Advances in Neural Information Processing Systems (NeurIPS)*, 31, 2018.

Taewook Nam, Shao-Hua Sun, Karl Pertsch, Sung Ju Hwang, and Joseph J Lim. Skill-based meta-reinforcement learning. In *Proceedings of the International Conference on Learning Representations (ICLR)*, 2022.

Shubham Pateria, Budhitama Subagdja, Ah-hwee Tan, and Chai Quek. Hierarchical reinforcement learning: A comprehensive survey. *ACM Computing Surveys (CSUR)*, 54(5):1–35, 2021.

Xue Bin Peng, Michael Chang, Grace Zhang, Pieter Abbeel, and Sergey Levine. MCP: Learning composable hierarchical control with multiplicative compositional policies. *Advances in Neural Information Processing Systems (NeurIPS)*, 32, 2019.

Xue Bin Peng, Yunrong Guo, Lina Halper, Sergey Levine, and Sanja Fidler. ASE: Large-scale reusable adversarial skill embeddings for physically simulated characters. *ACM Transactions on Graphs*, 41(4), 2022. doi: 10.1145/3528223.3530110.

Karl Pertsch, Youngwoon Lee, and Joseph J. Lim. Accelerating reinforcement learning with learned skill priors. In *Proceedings of the Conference on Robot Learning (CoRL)*, 2020.

Doina Precup and Richard S. Sutton. Temporal abstraction in reinforcement learning. In *Proceedings of the International Conference on Machine Learning (ICML)*, 2000.

Antonin Raffin, Ashley Hill, Adam Gleave, Anssi Kanervisto, Maximilian Ernestus, and Noah Dormann. Stable-Baselines3: Reliable reinforcement learning implementations. *Journal of Machine Learning Research*, 22(268): 1–8, 2021.

Kate Rakelly, Aurick Zhou, Chelsea Finn, Sergey Levine, and Deirdre Quillen. Efficient off-policy meta-reinforcement learning via probabilistic context variables. In *Proceedings of the International Conference on Machine Learning (ICML)*, pp. 5331–5340. PMLR, 2019.

John Schulman, Philipp Moritz, Sergey Levine, Michael I. Jordan, and Pieter Abbeel. High-dimensional continuous control using generalized advantage estimation. In Yoshua Bengio and Yann LeCun (eds.), *Proceedings of the International Conference on Learning Representations (ICLR)*, 2016.

John Schulman, Filip Wolski, Prafulla Dhariwal, Alec Radford, and Oleg Klimov. Proximal Policy Optimization Algorithms. *arXiv:1707.06347 [cs]*, 2017. arXiv: 1707.06347.

Lucy Xiaoyang Shi, Joseph J Lim, and Youngwoon Lee. Skill-based model-based reinforcement learning. In *Proceedings of the Conference on Robot Learning (CoRL)*, pp. 2262–2272. PMLR, 2023.

Richard S Sutton, Doina Precup, and Satinder Singh. Between MDPs and semi-MDPs: A framework for temporal abstraction in reinforcement learning. *Artificial Intelligence*, 112(1-2):181–211, 1999.

Aviv Tamar, YI WU, Garrett Thomas, Sergey Levine, and Pieter Abbeel. Value Iteration Networks. In D. D. Lee, M. Sugiyama, U. V. Luxburg, I. Guyon, and R. Garnett (eds.), *Advances in Neural Information Processing Systems (NeurIPS)*, pp. 2154–2162, 2016.

Emanuel Todorov, Tom Erez, and Yuval Tassa. MuJoCo: A physics engine for model-based control. In *Proceedings of the IEEE/RSJ International Conference on Intelligent Robots and Systems (IROS)*, pp. 5026–5033. IEEE, 2012.

Hado Van Hasselt, Arthur Guez, and David Silver. Deep reinforcement learning with double Q-learning. In *Proceedings of the AAAI Conference of Artificial Intelligence*, volume 30, 2016.

Ashish Vaswani, Noam Shazeer, Niki Parmar, Jakob Uszkoreit, Llion Jones, Aidan N Gomez, Łukasz Kaiser, and Illia Polosukhin. Attention is all you need. *Advances in Neural Information Processing Systems (NeurIPS)*, 30, 2017.

Alexander Sasha Vezhnevets, Simon Osindero, Tom Schaul, Nicolas Heess, Max Jaderberg, David Silver, and Koray Kavukcuoglu. Feudal networks for hierarchical reinforcement learning. In *Proceedings of the International Conference on Machine Learning (ICML)*, pp. 3540–3549. PMLR, 2017.

Jane X Wang, Zeb Kurth-Nelson, Dhruva Tirumala, Hubert Soyer, Joel Z Leibo, Remi Munos, Charles Blundell, Dharshan Kumaran, and Matt Botvinick. Learning to reinforcement learn. *arXiv preprint arXiv:1611.05763*, 2016.

Jesse Zhang, Haonan Yu, and Wei Xu. Hierarchical reinforcement learning by discovering intrinsic options. In *Proceedings of the International Conference on Learning Representations (ICLR)*, 2021. URL `https://openreview.net/forum?id=r-gPPHEjpmw`.

Shangtong Zhang and Shimon Whiteson. Dac: The double actor-critic architecture for learning options. *Advances in Neural Information Processing Systems (NeurIPS)*, 32, 2019.

Zhiyu Zhang and Ioannis Ch. Paschalidis. Provable hierarchical imitation learning via em. In *Proceedings of the International Conference on Artificial Intelligence and Statistics (AISTATS)*, 2020.

K.J Åström. Optimal control of Markov processes with incomplete state information. *Journal of Mathematical Analysis and Applications*, 10(1):174–205, 1965. doi: https://doi.org/10.1016/0022-247X(65)90154-X.

A Appendix

Table 2: The returns of RL agents after the maximum environment training steps ($100k$ for CartPole, $1M$ for LunarLander and MuJoCo, and $10M$ for Atari).

	Algo w/o options		Algo with options			
Environment	PPO	PPO-LSTM	PPOC	DAC	PPOEM (ours)	SOAP (ours)
Corridor $L = 3$	-0.04	0.99	0.76	0.90	0.99	0.99
Corridor $L = 10$	0.04	0.37	0.10	0.60	0.66	0.93
Corridor $L = 20$	0.00	0.00	0.13	0.34	0.13	0.78
CartPole	499.65	492.75	401.87	500.00	491.30	500.00
LunarLander	195.03	257.96	141.07	159.00	251.71	254.14
Asteroids	1806.14	1463.03	1760.53	2108.87	1985.70	1910.53
Beam Rider	3704.50	1574.99	689.07	2839.36	2691.09	3955.31
Breakout	376.19	257.57	4.64	355.97	51.02	345.68
Enduro	704.17	655.96	0.13	674.03	724.97	593.44
Ms Pacman	1825.40	1555.80	434.17	1806.40	1453.87	2046.87
Pong	20.74	20.70	-0.99	20.65	18.32	20.81
Qbert	12669.59	12282.50	115.17	8212.08	8940.83	11469.25
Road Runner	36247.13	33507.00	5273.33	32042.00	18886.00	29490.33
Seaquest	1539.73	1501.13	317.80	1198.33	1723.50	951.67
Space Invaders	845.73	756.27	378.90	840.63	844.00	1013.40
Ant	2258.28	987.01	53.10	1394.61	49.30	1943.45
Half Cheetah	5398.50	4478.37	4300.07	4251.44	56.07	4962.48
Humanoid	1196.32	1169.12	1169.26	1212.80	275.03	1100.38
Reacher	-4.87	-5.04	-4.94	-4.60	-5.54	-4.87
Swimmer	340.31	342.84	119.46	354.67	337.85	319.45
Walker	2960.18	1071.81	1631.97	1799.50	1517.90	3478.50

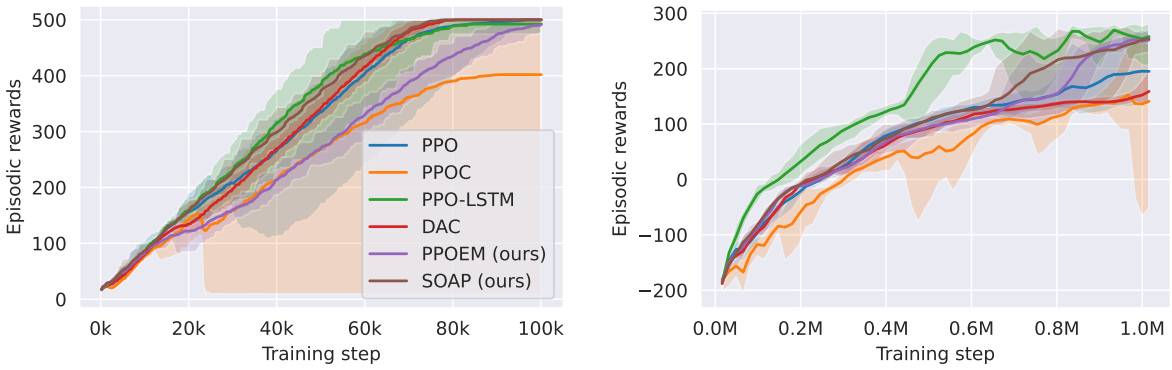

(a) CartPole-v1

(b) LunarLander-v2

Figure 6: Training curves of RL agents showing the episodic rewards obtained in the CartPole-v1 and LunarLander-v2 environments. The mean (solid line) and the min-max range (colored shadow) for 5 seeds per algorithm are shown.

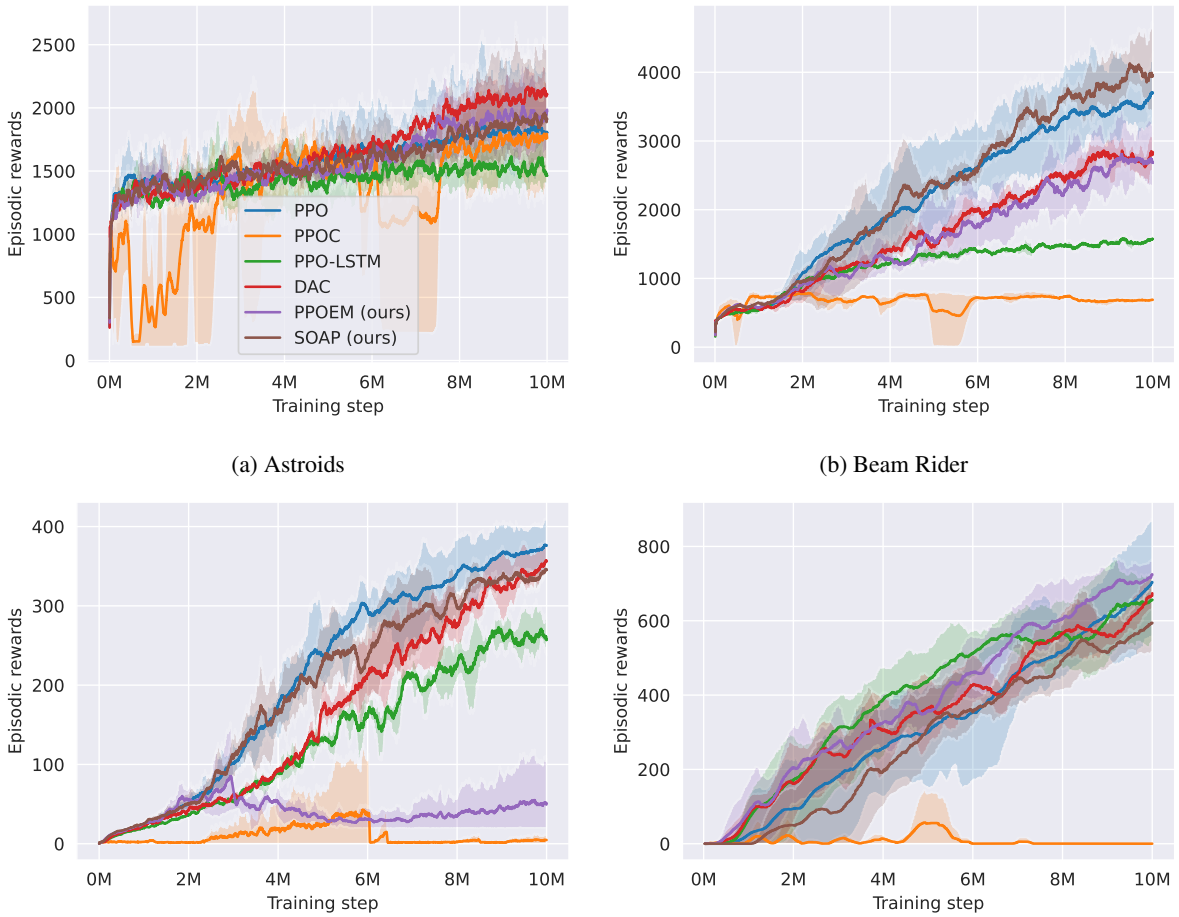

(a) Astroids

(b) Beam Rider

(c) Breakout

(d) Enduro

Figure 7: Training curves of RL agents showing the episodic rewards obtained in the Atari environments. The mean (solid line) and the min-max range (colored shadow) for 3 seeds per algorithm are shown. [Spans multiple pages]

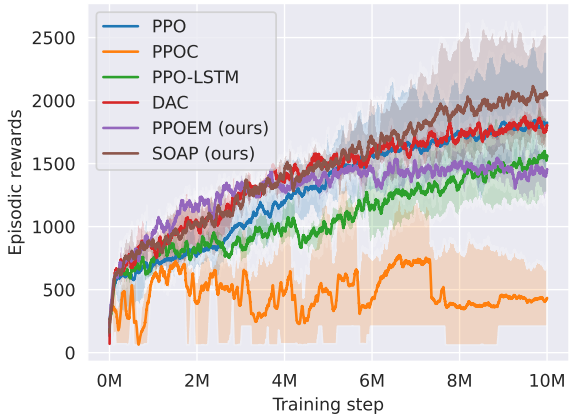

(e) Ms Pacman

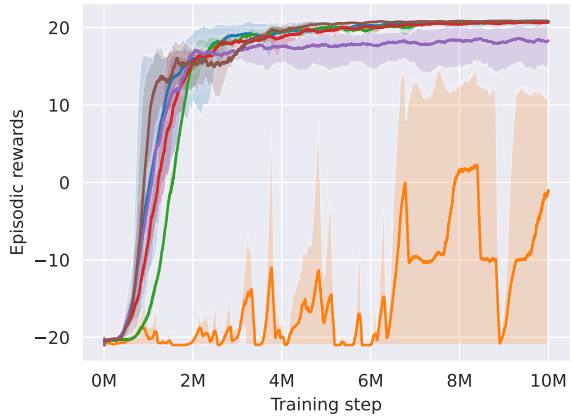

(f) Pong

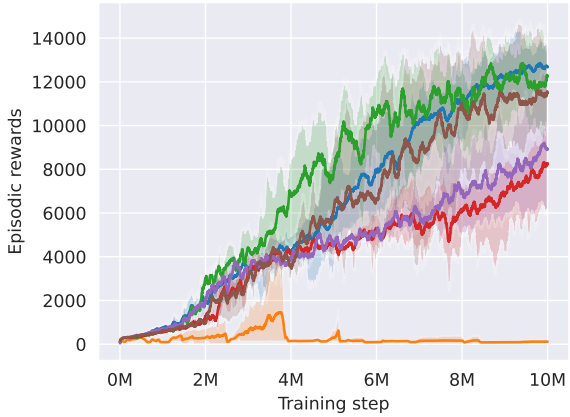

(g) Qbert

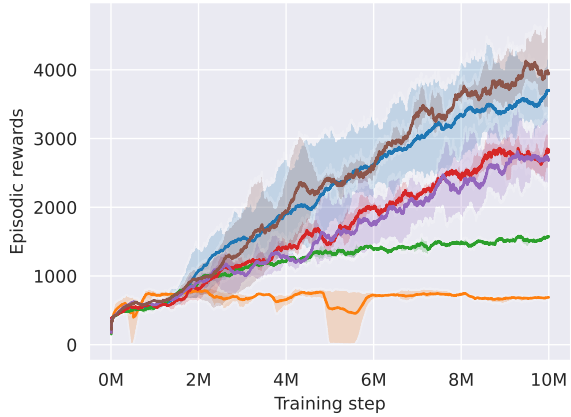

(h) Road Runner

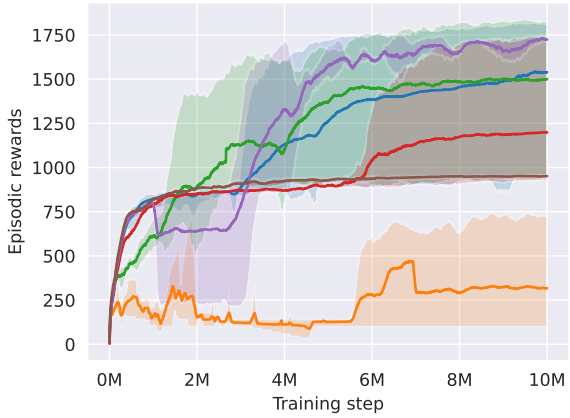

(i) Seaquest

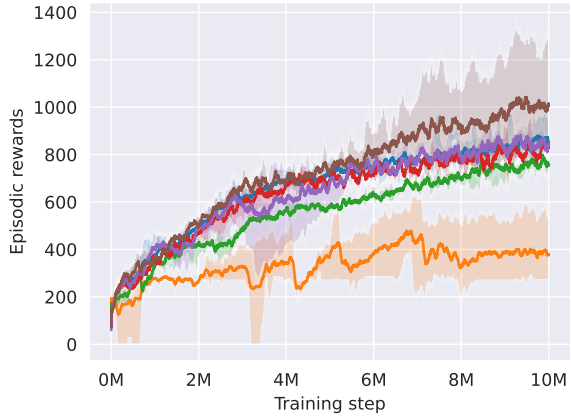

(j) Space Invader

[Continued] Training curves of RL agents showing the episodic rewards obtained in the Atari environments. The mean (solid line) and the min-max range (colored shadow) for 3 seeds per algorithm are shown.

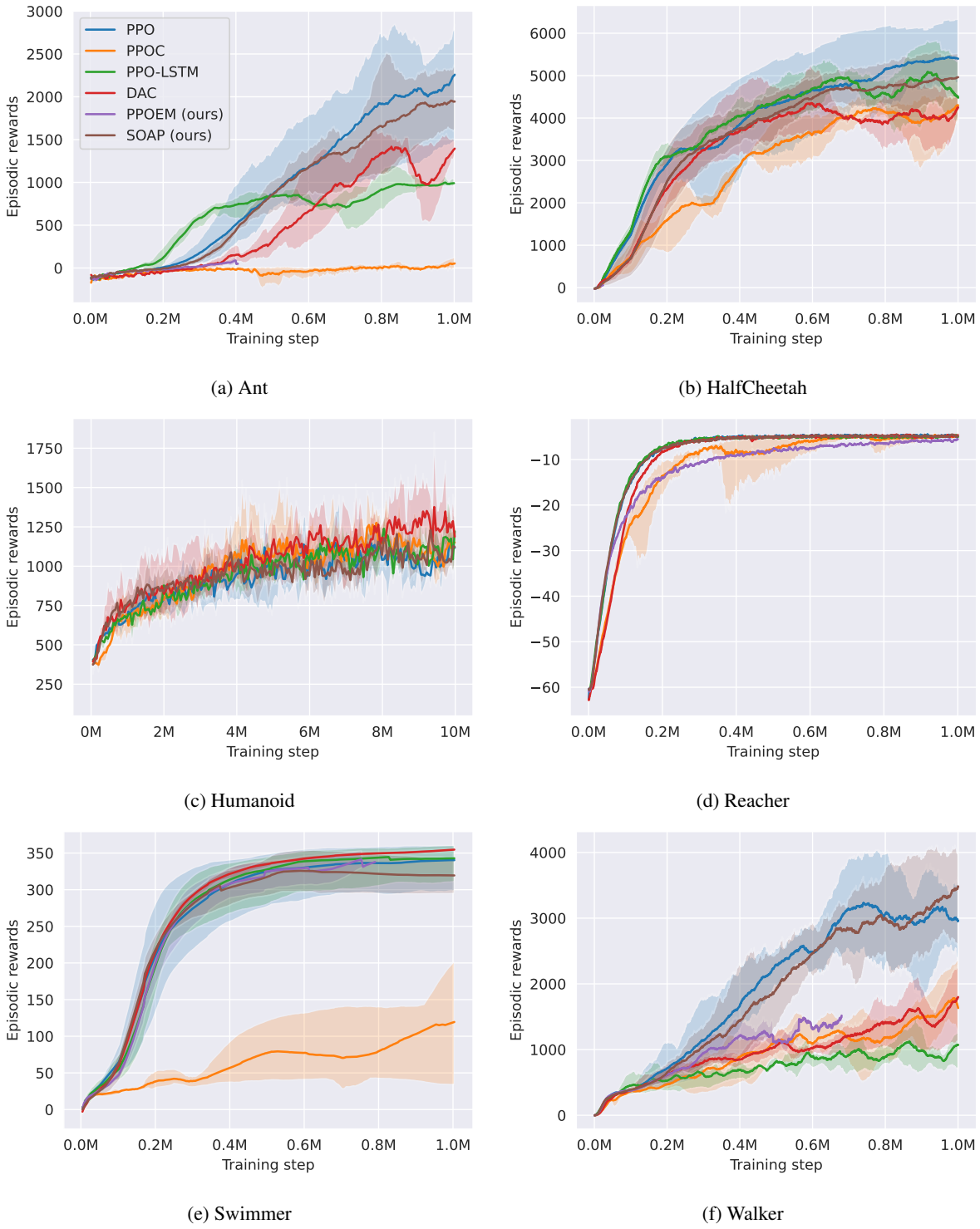

(a) Ant

(b) HalfCheetah

(c) Humanoid

(d) Reacher

(e) Swimmer

(f) Walker

Figure 8: Training curves of RL agents showing the episodic rewards obtained in the MuJoCo environments. The mean (solid line) and the min-max range (colored shadow) for 3 seeds per algorithm are shown. Note that the PPOEM algorithm failed mid-way in some cases due to training instabilities.