Geometric Annotations

Definition: Geometric annotations draw attention to a specific section of the data representation, providing additional context, detail, and clarity to a section if it contains crucial information or is of significant interest to the viewer.

Visualization

"In pie and donut charts, where each wedge or slice represents a portion of a whole, it may be necessary to emphasize a particular section if it contains crucial information or is of significant interest to the viewer [...]. Similarly, in maps, zooming in on a specific area can help provide greater detail and clarity, particularly if the information displayed is complex or detailed." (Rahman et al. 8)

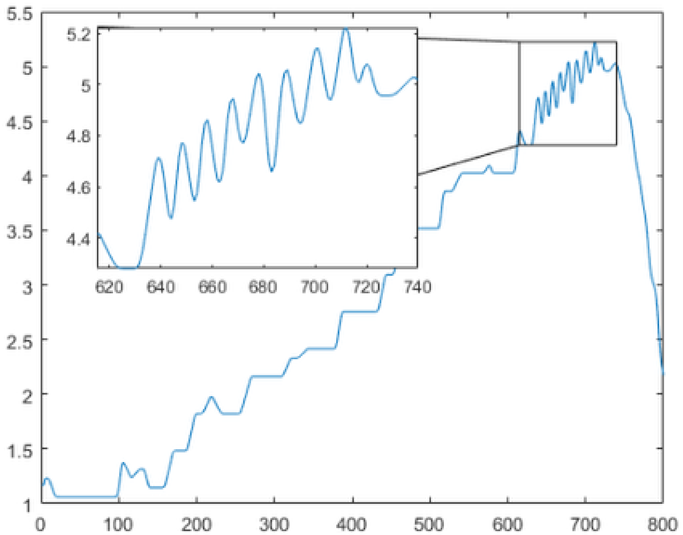

Sonification

In sonifiactions, data designers often isolate sections or clips to provide clarity. These clips often serve to teach the listener how to interpret the data representation and provide clarity. They often follow or precede narration which makes these instances technically "ensemble" annotations, as the narration (text annotation) and the geometric annotation are linked in series by a "connector" annotation.

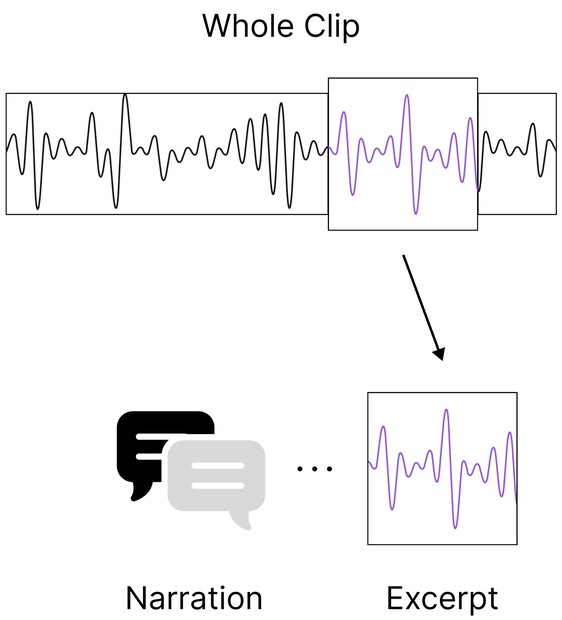

Physicalization

In physicalizations, data designers often use geometric annotations when presenting their representation. In the example below, the pictures range in focus, presenting the viewer with varying degrees of detail and scale. By focusing on a section or "zooming out" to provide context, data designers are applying the same purpose of geometric annotations, but applying outside of the physicalization itself.