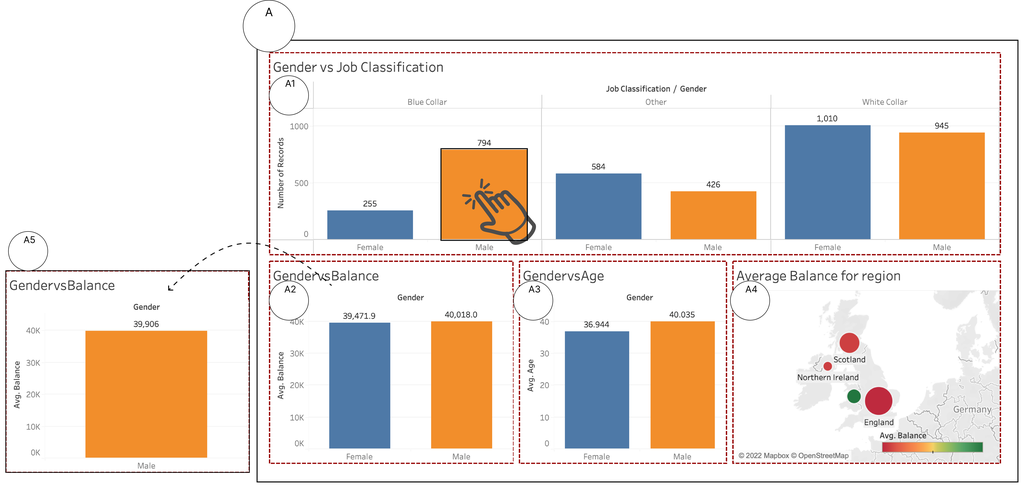
A
Gender vs Job Classification
A1
Job Classification / Gender
Blue Collar
Other
White Collar
Number of Records
1000
500
0
255
794
584
426
1,010
945
Female
Male
GendervsBalance
A2
Gender
Avg. Balance
40K
30K
20K
10K
0K
39,471.9
40,018.0
GendervsAge
A3
Avg. Age
36.944
40.035
Average Balance for region
A4
Scotland
Northern Ireland
England
Germany
Avg. Balance
© 2022 Mapbox © OpenStreetMap
A5
GendervsBalance
Gender
39,906
Avg. Balance
Male

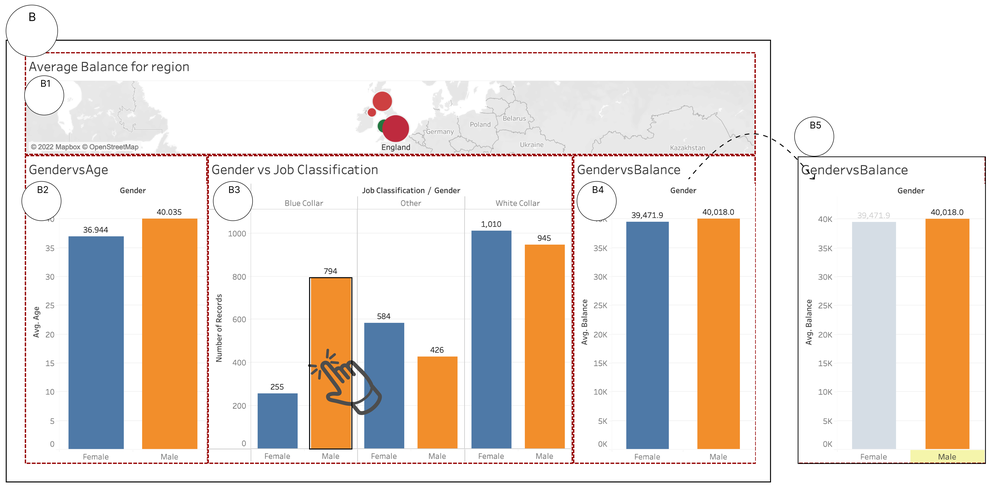
B
Average Balance for region
B1
© 2022 Mapbox © OpenStreetMap
England
Germany
Poland
Belarus
Ukraine
Kazakhstan
GendervsAge
B2
Gender
Avg. Age
36.944
40.035
Female
Male
Gender vs Job Classification
B3
Job Classification / Gender
Blue Collar
Other
White Collar
Number of Records
1000
800
600
400
200
0
255
794
584
426
1,010
945
GendervsBalance
B4
Gender
Avg. Balance
40K
35K
30K
25K
20K
15K
10K
5K
0K
39,471.9
40,018.0
B5
GendervsBalance
Gender
Avg. Balance
40K
35K
30K
25K
20K
15K
10K
5K
0K
39,471.9
40,018.0
Female
Male

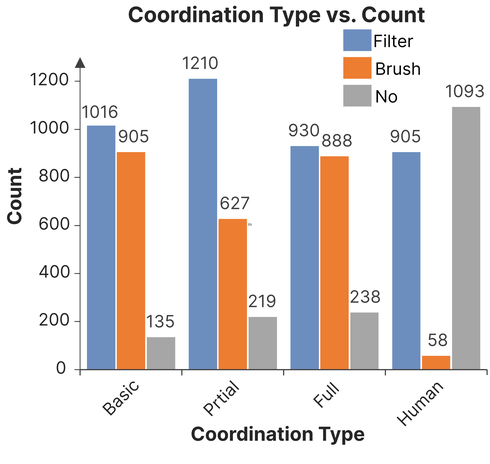
Coordination Type vs. Count
Filter
Brush
No
Count
1200
1000
800
600
400
200
0
1016
905
135
1210
627
219
930
888
238
905
58
1093
Basic
Prtial
Full
Human
Coordination Type