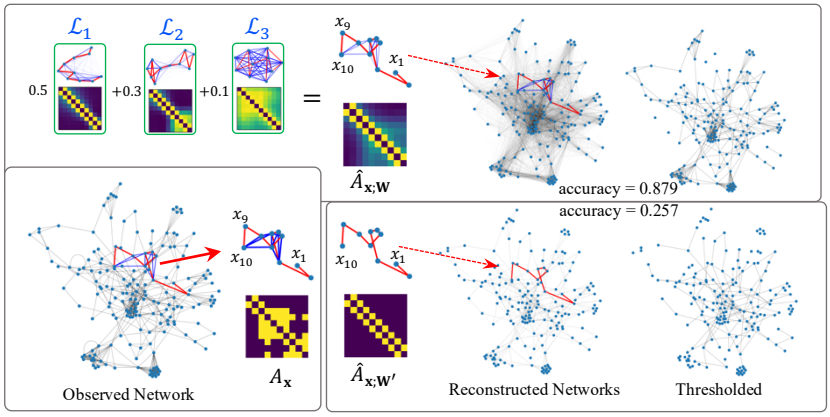
$\mathcal{L}_1$
$\mathcal{L}_2$
$\mathcal{L}_3$
0.5
+0.3
+0.1
=
$x_9$
$x_{10}$
$x_1$
$\hat{A}_{\mathbf{x};\mathbf{W}}$
accuracy = 0.879
accuracy = 0.257
$\hat{A}_{\mathbf{x};\mathbf{W}'}$
Observed Network
$A_{\mathbf{x}}$
Reconstructed Networks
Thresholded

d

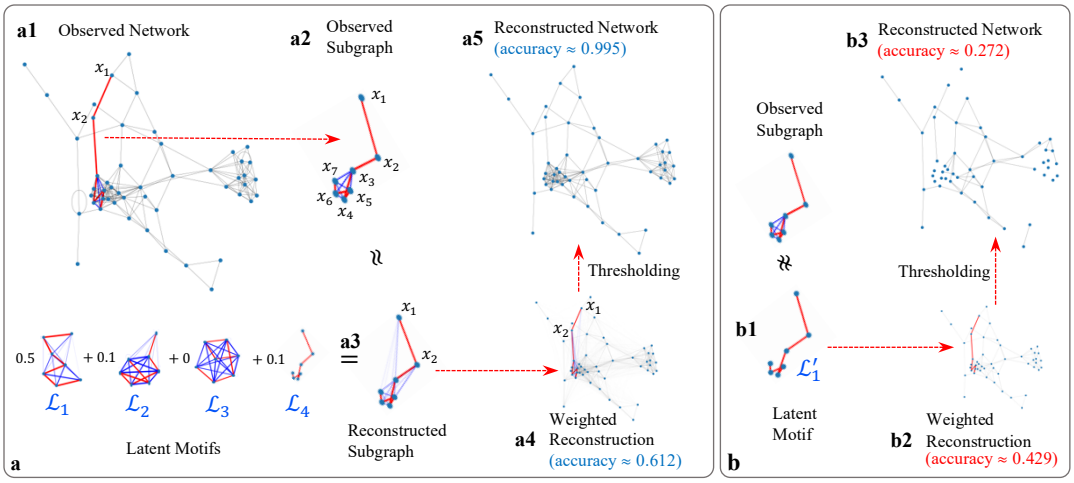
a1 Observed Network
a2 Observed Subgraph
a5 Reconstructed Network (accuracy ≈ 0.995)
$x_1$
$x_2$
$x_3$
$x_4$
$x_5$
$x_6$
$x_7$
≈
Thresholding
0.5
+ 0.1
+ 0
+ 0.1
$\mathcal{L}_1$
$\mathcal{L}_2$
$\mathcal{L}_3$
$\mathcal{L}_4$
Latent Motifs
a3
=
Reconstructed Subgraph
a4 Weighted Reconstruction (accuracy ≈ 0.612)
a
b3 Reconstructed Network (accuracy ≈ 0.272)
Observed Subgraph
≈
Thresholding
b1
$\mathcal{L}_1'$
Latent Motif
b2 Weighted Reconstruction (accuracy ≈ 0.429)
b

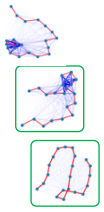

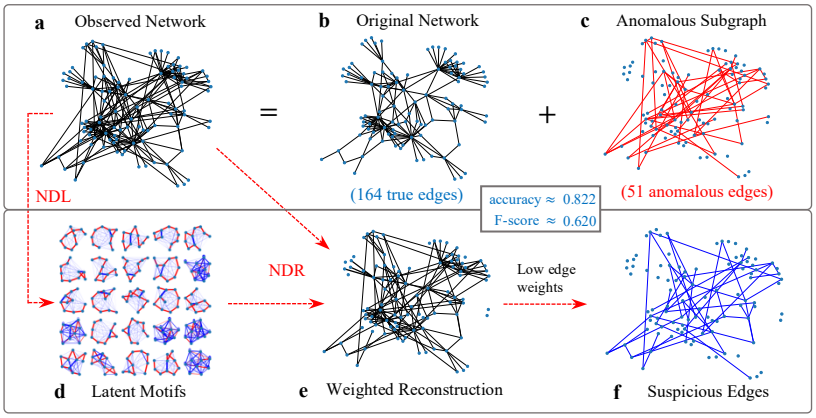
a Observed Network
b Original Network
c Anomalous Subgraph
=
+
NDL
(164 true edges)
accuracy ≈ 0.822
F-score ≈ 0.620
(51 anomalous edges)
NDR
Low edge weights
d Latent Motifs
e Weighted Reconstruction
f Suspicious Edges