Step	Operation	Input	Output
1	Apparent Flow Generation by ApparentFlow-net	Frame ED 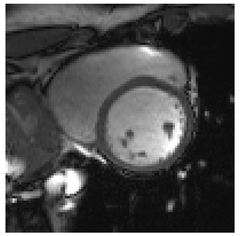 Frame t 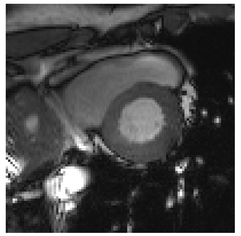	Apparent Flow 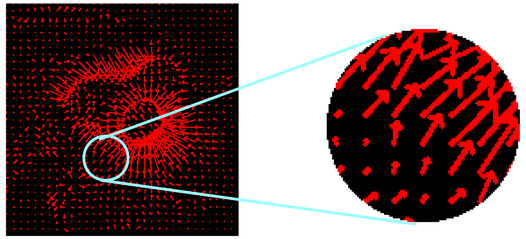
2	Segmentation by LVRV-net	Frame ED or ES 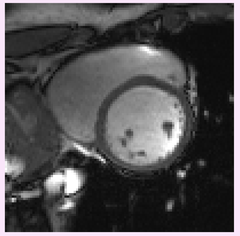	Mask ED or ES  6-Segment Division of the Myocardial Mask at ED 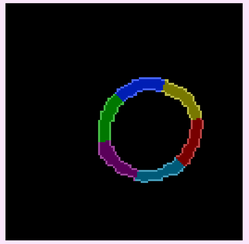
3	Extraction of Shape-Related Features	Segmentation Masks of the Stacks at ED and ES 	Volumes at ED and ES, Volume Ratios, Myocardial Thickness
4	Extraction of Motion-Characteristic Features	Apparent Flow along Time 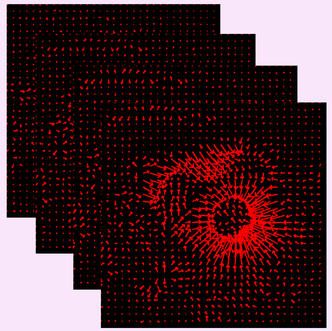 6-Segment Myocardial Mask at ED 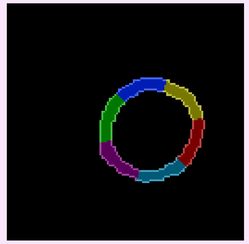	Time Series of Segment Radius and Thickness, Segment Motion Disparity Indices